

HAC_E_Dipole_835_150610

DUT: HAC-Dipole 835 MHz

Communication System: CW; Frequency: 835 MHz; Duty Cycle: 1:1

Medium: Air Medium parameters used: $\sigma = 0$ S/m, $\epsilon_r = 1$; $\rho = 0$ kg/m³

Ambient Temperature : 23.6 °C

DASY5 Configuration

- Probe: ER3DV6 - SN2358; ConvF(1, 1, 1); Calibrated: 2015/1/26;
- Sensor-Surface: (Fix Surface)
- Electronics: DAE4 Sn916; Calibrated: 2014/12/29
- Phantom: HAC Test Arch with AMCC; Type: SD HAC P01 BA;
- Measurement SW: DASY52, Version 52.8 (8); SEMCAD X Version 14.6.10 (7331)

E Scan - measurement distance from the probe sensor center to CD835 = 10mm & 15mm/Hearing Aid Compatibility Test at 15mm distance (41x361x1): Interpolated grid:

dx=0.5000 mm, dy=0.5000 mm

Device Reference Point: 0, 0, -6.3 mm

Reference Value = 103.2 V/m; Power Drift = -0.09 dB

PMR not calibrated. PMF = 1.000 is applied.

E-field emissions = 107.2 V/m

Average value of Total=(107.2+101.9) / 2 = 104.55V/m

PMF scaled E-field

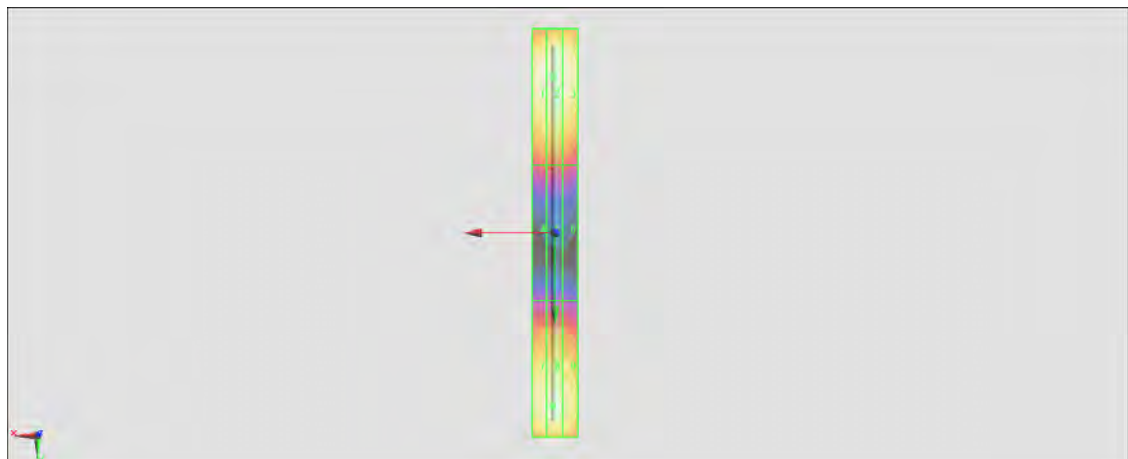
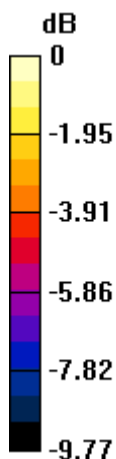
Grid 1 M4 105.9 V/m	Grid 2 M4 107.2 V/m	Grid 3 M4 105.3 V/m
Grid 4 M4 65.51 V/m	Grid 5 M4 65.85 V/m	Grid 6 M4 64.43 V/m
Grid 7 M4 101.1 V/m	Grid 8 M4 101.9 V/m	Grid 9 M4 99.35 V/m

Cursor:

Total = 107.2 V/m

E Category: M4

Location: 0.5, -69, 9.7 mm



0 dB = 107.2 V/m = 40.60 dBV/m

HAC_E_Dipole_1880_150610

DUT: HAC Dipole 1880 MHz

Communication System: CW; Frequency: 1880 MHz; Duty Cycle: 1:1

Medium: Air Medium parameters used: $\sigma = 0 \text{ S/m}$, $\epsilon_r = 1$; $\rho = 0 \text{ kg/m}^3$

Ambient Temperature : 23.6 °C

DASY5 Configuration

- Probe: ER3DV6 - SN2358; ConvF(1, 1, 1); Calibrated: 2015/1/26;
- Sensor-Surface: (Fix Surface)
- Electronics: DAE4 Sn916; Calibrated: 2014/12/29
- Phantom: HAC Test Arch with AMCC; Type: SD HAC P01 BA;
- Measurement SW: DASY52, Version 52.8 (8); SEMCAD X Version 14.6.10 (7331)

E Scan - measurement distance from the probe sensor center to CD1880 = 10mm & 15mm/Hearing Aid Compatibility Test at 15mm distance (41x181x1): Interpolated grid:

$dx=0.5000 \text{ mm}$, $dy=0.5000 \text{ mm}$

Device Reference Point: 0, 0, -6.3 mm

Reference Value = 147.0 V/m; Power Drift = -0.03 dB

PMR not calibrated. PMF = 1.000 is applied.

E-field emissions = 90.23 V/m

Average value of Total=(90.23+84.59) / 2 = 87.41V/m

PMF scaled E-field

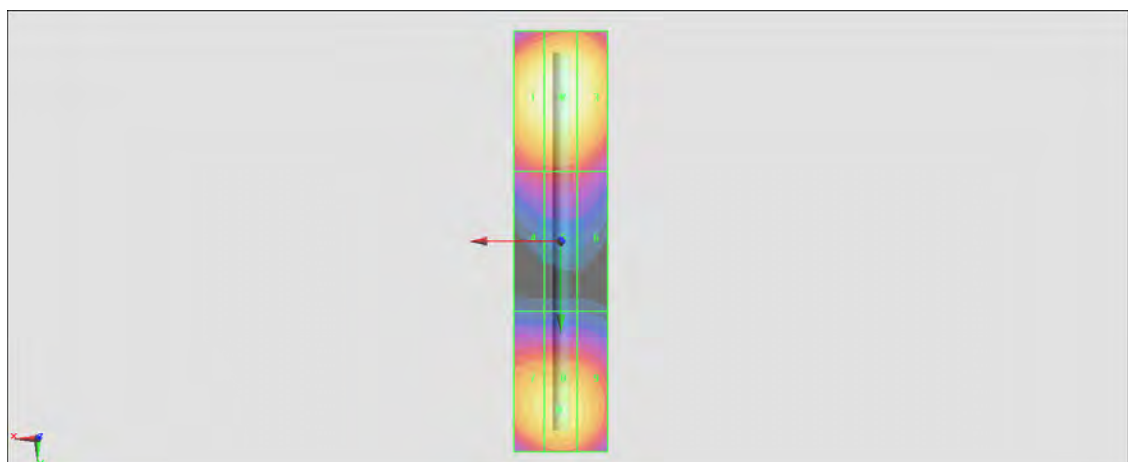
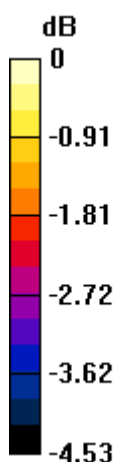
Grid 1 M3 89.06 V/m	Grid 2 M3 90.23 V/m	Grid 3 M3 88.60 V/m
Grid 4 M3 71.33 V/m	Grid 5 M3 72.00 V/m	Grid 6 M3 70.65 V/m
Grid 7 M3 83.61 V/m	Grid 8 M3 84.59 V/m	Grid 9 M3 82.94 V/m

Cursor:

Total = 90.23 V/m

E Category: M3

Location: 0, -31, 9.7 mm



0 dB = 90.23 V/m = 39.11 dBV/m