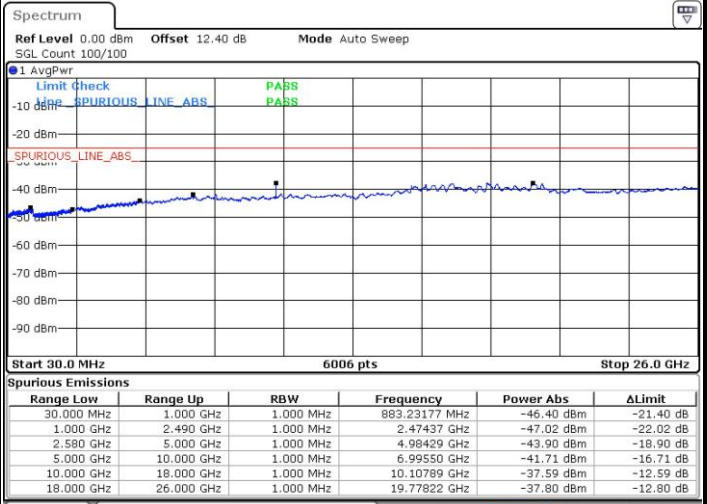
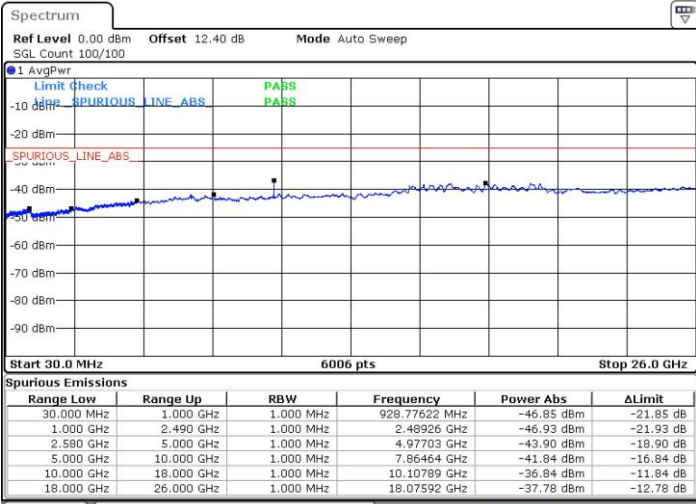




LTE Band 7 / 20MHz

Middle Channel / QPSK

Middle Channel / 16QAM

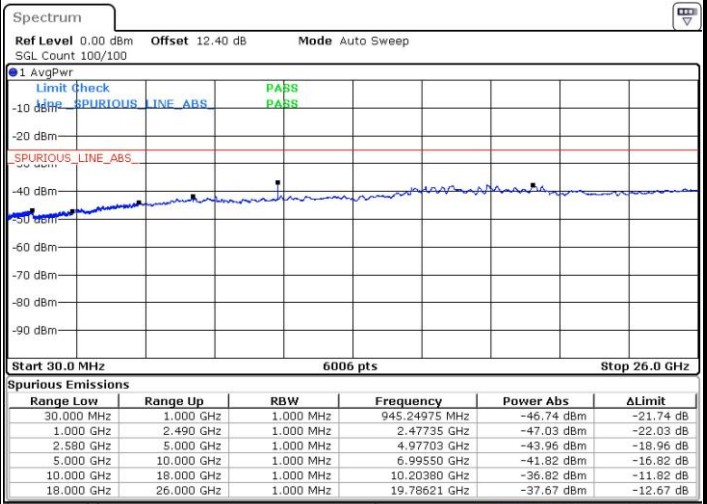
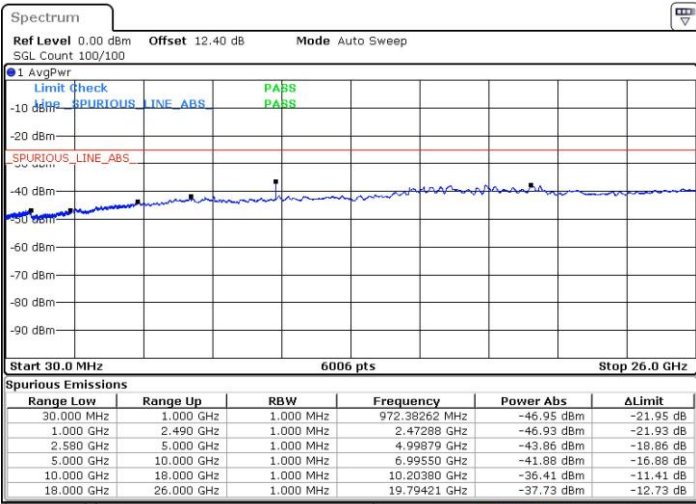


Date: 2.MAY.2015 13:07:53

Date: 2.MAY.2015 13:09:03

Highest Channel / QPSK

Highest Channel / 16QAM



Date: 2.MAY.2015 13:15:38

Date: 2.MAY.2015 13:16:48



Frequency Stability

Test Conditions		LTE Band 7 (QPSK) / Middle Channel	Limit
Temperature (°C)	Voltage (Volt)	BW 10MHz	Note 2.
		Deviation (ppm)	Result
50	Normal Voltage	0.0001	PASS
40	Normal Voltage	0.0004	
30	Normal Voltage	0.0003	
20(Ref.)	Normal Voltage	0.0000	
10	Normal Voltage	0.0005	
0	Normal Voltage	0.0002	
-10	Normal Voltage	0.0002	
-20	Normal Voltage	0.0000	
-30	Normal Voltage	0.0001	
20	Maximum Voltage	0.0004	
20	Normal Voltage	0.0000	
20	Battery End Point	0.0001	

Note:

1. Normal Voltage = 3.95V. ; Battery End Point (BEP) = 3.55 V. ; Maximum Voltage =4.35 V
2. Note: The frequency fundamental emissions stay within the authorized frequency block based on the frequency deviation measured is small.



Appendix B. Test Results of Radiated Test

ERP/EIRP

LTE Band 4 / 1.4MHz							
Channel	Modulation	RB		Horizontal		Vertical	
		Size	Offset	EIRP(dBm)	EIRP(W)	EIRP(dBm)	EIRP(W)
Lowest	QPSK	1	0	23.95	0.2483	23.38	0.2178
Middle		1	0	24.35	0.2723	22.99	0.1991
Highest		1	0	24.25	0.2661	21.99	0.1581
Lowest	16QAM	1	0	22.29	0.1694	21.39	0.1377
Middle		1	0	22.75	0.1884	21.28	0.1343
Highest		1	0	22.55	0.1799	20.40	0.1096
Limit	EIRP < 1W			Result		PASS	

LTE Band 4 / 3MHz							
Channel	Modulation	RB		Horizontal		Vertical	
		Size	Offset	EIRP(dBm)	EIRP(W)	EIRP(dBm)	EIRP(W)
Lowest	QPSK	1	0	23.91	0.2460	22.98	0.1986
Middle		1	0	24.39	0.2748	22.99	0.1991
Highest		1	0	24.39	0.2748	22.23	0.1671
Lowest	16QAM	1	0	22.33	0.1710	21.59	0.1442
Middle		1	0	22.67	0.1849	21.25	0.1334
Highest		1	0	22.56	0.1803	20.39	0.1094
Limit	EIRP < 1W			Result		PASS	



LTE Band 4 / 5MHz							
Channel	Modulation	RB		Horizontal		Vertical	
		Size	Offset	EIRP(dBm)	EIRP(W)	EIRP(dBm)	EIRP(W)
Lowest	QPSK	1	0	23.94	0.2477	23.07	0.2028
Middle		1	0	24.56	0.2858	22.86	0.1932
Highest		1	0	24.26	0.2667	22.21	0.1663
Lowest	16QAM	1	0	22.15	0.1641	21.30	0.1349
Middle		1	0	22.43	0.1750	20.99	0.1256
Highest		1	0	22.58	0.1811	20.51	0.1125
Limit	EIRP < 1W			Result		PASS	

LTE Band 4/ 10MHz							
Channel	Modulation	RB		Horizontal		Vertical	
		Size	Offset	EIRP(dBm)	EIRP(W)	EIRP(dBm)	EIRP(W)
Lowest	QPSK	1	0	23.96	0.2489	23.17	0.2075
Middle		1	0	24.54	0.2844	23.12	0.2051
Highest		1	0	24.24	0.2655	22.37	0.1726
Lowest	16QAM	1	0	22.20	0.1660	21.30	0.1349
Middle		1	0	22.65	0.1841	21.22	0.1324
Highest		1	0	22.57	0.1807	20.64	0.1159
Limit	EIRP < 1W			Result		PASS	

LTE Band 4 / 15MHz							
Channel	Modulation	RB		Horizontal		Vertical	
		Size	Offset	EIRP(dBm)	EIRP(W)	EIRP(dBm)	EIRP(W)
Lowest	QPSK	1	0	24.11	0.2576	23.24	0.2109
Middle		1	0	24.71	0.2958	23.34	0.2158
Highest		1	0	24.50	0.2818	22.85	0.1928
Lowest	16QAM	1	0	22.32	0.1706	21.46	0.1400
Middle		1	0	22.68	0.1854	21.50	0.1413
Highest		1	0	22.67	0.1849	21.05	0.1274
Limit	EIRP < 1W			Result		PASS	



LTE Band 4 / 20MHz							
Channel	Modulation	RB		Horizontal		Vertical	
		Size	Offset	EIRP(dBm)	EIRP(W)	EIRP(dBm)	EIRP(W)
Lowest	QPSK	1	0	24.13	0.2588	23.23	0.2104
Middle		1	0	24.64	0.2911	23.44	0.2208
Highest		1	0	24.58	0.2871	23.04	0.2014
Lowest	16QAM	1	0	22.41	0.1742	21.48	0.1406
Middle		1	0	22.86	0.1932	21.58	0.1439
Highest		1	0	22.56	0.1803	21.04	0.1271
Limit	EIRP < 1W			Result		PASS	



For FCC

LTE Band 7 / 5MHz							
Channel	Modulation	RB		Horizontal		Vertical	
		Size	Offset	EIRP(dBm)	EIRP(W)	EIRP(dBm)	EIRP(W)
Lowest	QPSK	1	0	23.73	0.2360	23.30	0.2138
Middle		1	0	23.78	0.2388	23.71	0.2350
Highest		1	0	23.82	0.2410	23.91	0.2460
Lowest	16QAM	1	0	21.86	0.1535	22.05	0.1603
Middle		1	0	21.82	0.1521	21.81	0.1517
Highest		1	0	21.86	0.1535	20.57	0.1140
Limit	EIRP < 2W			Result		PASS	

LTE Band 7 / 10MHz							
Channel	Modulation	RB		Horizontal		Vertical	
		Size	Offset	EIRP(dBm)	EIRP(W)	EIRP(dBm)	EIRP(W)
Lowest	QPSK	1	0	23.97	0.2495	22.49	0.1774
Middle		1	0	23.86	0.2432	22.96	0.1977
Highest		1	0	24.27	0.2673	23.34	0.2158
Lowest	16QAM	1	0	22.02	0.1592	20.77	0.1194
Middle		1	0	21.81	0.1517	21.07	0.1279
Highest		1	0	22.34	0.1714	21.47	0.1403
Limit	EIRP < 2W			Result		PASS	



LTE Band 7 / 15MHz							
Channel	Modulation	RB		Horizontal		Vertical	
		Size	Offset	EIRP(dBm)	EIRP(W)	EIRP(dBm)	EIRP(W)
Lowest	QPSK	1	0	23.86	0.2432	22.66	0.1845
Middle		1	0	23.78	0.2388	23.12	0.2051
Highest		1	0	24.38	0.2742	23.43	0.2203
Lowest	16QAM	1	0	22.11	0.1626	20.80	0.1202
Middle		1	0	21.86	0.1535	21.18	0.1312
Highest		1	0	22.31	0.1702	21.56	0.1432
Limit	EIRP < 2W			Result		PASS	

LTE Band 7 / 20MHz							
Channel	Modulation	RB		Horizontal		Vertical	
		Size	Offset	EIRP(dBm)	EIRP(W)	EIRP(dBm)	EIRP(W)
Lowest	QPSK	1	0	23.66	0.2323	22.55	0.1799
Middle		1	0	23.59	0.2286	23.18	0.2080
Highest		1	0	24.06	0.2547	23.37	0.2173
Lowest	16QAM	1	0	21.92	0.1556	20.79	0.1199
Middle		1	0	21.78	0.1507	21.17	0.1309
Highest		1	0	22.27	0.1687	21.54	0.1426
Limit	EIRP < 2W			Result		PASS	



For IC

LTE Band 7 / 5MHz							
Channel	Modulation	RB		Horizontal		Vertical	
		Size	Offset	EIRP(dBm)	EIRP(W)	EIRP(dBm)	EIRP(W)
Lowest	QPSK	1	0	28.38	0.6887	27.94	0.6223
Middle		1	0	28.43	0.6966	28.42	0.6950
Highest		1	0	28.53	0.7129	28.66	0.7345
Lowest	16QAM	1	0	26.83	0.4819	26.41	0.4375
Middle		1	0	26.76	0.4742	26.76	0.4742
Highest		1	0	26.78	0.4764	27.00	0.5012
Limit	EIRP < 2W			Result		PASS	

LTE Band 7 / 10MHz							
Channel	Modulation	RB		Horizontal		Vertical	
		Size	Offset	EIRP(dBm)	EIRP(W)	EIRP(dBm)	EIRP(W)
Lowest	QPSK	1	0	28.47	0.7031	27.45	0.5559
Middle		1	0	28.57	0.7194	27.76	0.5970
Highest		1	0	29.04	0.8017	28.07	0.6412
Lowest	16QAM	1	0	26.99	0.5000	25.74	0.3750
Middle		1	0	26.87	0.4864	26.04	0.4018
Highest		1	0	27.36	0.5445	26.40	0.4365
Limit	EIRP < 2W			Result		PASS	



LTE Band 7 / 15MHz							
Channel	Modulation	RB		Horizontal		Vertical	
		Size	Offset	EIRP(dBm)	EIRP(W)	EIRP(dBm)	EIRP(W)
Lowest	QPSK	1	0	28.60	0.7244	27.36	0.5445
Middle		1	0	28.48	0.7047	27.80	0.6026
Highest		1	0	28.89	0.7745	28.13	0.6501
Lowest	16QAM	1	0	26.91	0.4909	25.71	0.3724
Middle		1	0	26.86	0.4853	26.19	0.4159
Highest		1	0	27.20	0.5248	26.45	0.4416
Limit	EIRP < 2W			Result		PASS	

LTE Band 7 / 20MHz							
Channel	Modulation	RB		Horizontal		Vertical	
		Size	Offset	EIRP(dBm)	EIRP(W)	EIRP(dBm)	EIRP(W)
Lowest	QPSK	1	0	28.39	0.6902	27.81	0.6039
Middle		1	0	28.52	0.7112	28.09	0.6442
Highest		1	0	28.83	0.7638	28.14	0.6516
Lowest	16QAM	1	0	26.75	0.4732	26.18	0.4150
Middle		1	0	26.66	0.4634	26.52	0.4487
Highest		1	0	27.22	0.5272	26.49	0.4457
Limit	EIRP < 2W			Result		PASS	



Radiated Spurious Emission

LTE Band 4 / 1.4MHz / QPSK / RB Size 1 Offset 0									
Channel	Frequency (MHz)	EIRP (dBm)	Limit (dBm)	Over Limit (dB)	SPA Reading (dBm)	S.G. Power (dBm)	TX Cable loss (dB)	TX Antenna Gain (dBi)	Polarization (H/V)
Lowest	3420	-50.88	-13	-37.88	-63.19	-56.95	1.58	7.65	H
	5130	-46.93	-13	-33.93	-65.19	-54.22	2.41	9.70	H
	6840	-54.61	-13	-41.61	-77.21	-62.58	2.64	10.61	H
	3420	-52.96	-13	-39.96	-64.32	-59.03	1.58	7.65	V
	5128	-49.09	-13	-36.09	-66.79	-56.38	2.41	9.70	V
	6843	-55.25	-13	-42.25	-78.07	-63.22	2.64	10.61	V
Middle	3462	-53.09	-13	-40.09	-65.61	-59.33	1.59	7.83	H
	5198	-45.23	-13	-32.23	-63.92	-52.48	2.45	9.70	H
	6927	-55.61	-13	-42.61	-78.64	-63.71	2.61	10.71	H
	3462	-54.09	-13	-41.09	-66.77	-60.33	1.59	7.83	V
	5198	-48.93	-13	-35.93	-66.99	-56.18	2.45	9.70	V
	6927	-55.98	-13	-42.98	-78.24	-64.08	2.61	10.71	V
Highest	3511	-55.91	-13	-42.91	-68.68	-62.32	1.61	8.01	H
	5261	-47.12	-13	-34.12	-65.73	-54.33	2.49	9.70	H
	7014	-55.05	-13	-42.05	-78.36	-63.29	2.59	10.83	H
	3511	-61.61	-13	-48.61	-72.21	-68.02	1.61	8.01	V
	5261	-50.11	-13	-37.11	-68.65	-57.32	2.49	9.70	V
	7014	-54.95	-13	-41.95	-78.41	-63.19	2.59	10.83	V

Remark: Spurious emissions within 30-1000MHz were found more than 20dB below limit line.



LTE Band 4 / 3MHz / QPSK / RB Size 1 Offset 0									
Channel	Frequency (MHz)	EIRP (dBm)	Limit (dBm)	Over Limit (dB)	SPA Reading (dBm)	S.G. Power (dBm)	TX Cable loss (dB)	TX Antenna Gain (dBi)	Polarization (H/V)
Lowest	3420	-52.56	-13	-39.56	-64.24	-58.63	1.58	7.65	H
	5128	-45.72	-13	-32.72	-64.27	-53.01	2.41	9.70	H
	6843	-54.42	-13	-41.42	-77.5	-62.39	2.64	10.61	H
	3420	-53.26	-13	-40.26	-64.44	-59.33	1.58	7.65	V
	5128	-49.89	-13	-36.89	-67.33	-57.18	2.41	9.70	V
	6843	-55.39	-13	-42.39	-78.01	-63.36	2.64	10.61	V
Middle	3462	-53.12	-13	-40.12	-65.56	-59.36	1.59	7.83	H
	5193	-45.29	-13	-32.29	-63.82	-52.54	2.45	9.70	H
	6924	-55.46	-13	-42.46	-78.33	-63.55	2.62	10.71	H
	3462	-54.25	-13	-41.25	-67.46	-60.49	1.59	7.83	V
	5193	-48.11	-13	-35.11	-65.86	-55.36	2.45	9.70	V
	6924	-56.29	-13	-43.29	-78.51	-64.38	2.62	10.71	V
Highest	3504	-58.82	-13	-45.82	-71.84	-65.22	1.61	8.00	H
	5256	-45.97	-13	-32.97	-64.45	-53.19	2.48	9.70	H
	7008	-54.79	-13	-41.79	-77.74	-63.02	2.59	10.82	H
	3504	-57.99	-13	-44.99	-71.57	-64.39	1.61	8.00	V
	5256	-47.40	-13	-34.40	-65.19	-54.62	2.48	9.70	V
	7008	-54.96	-13	-41.96	-78.22	-63.19	2.59	10.82	V

Remark: Spurious emissions within 30-1000MHz were found more than 20dB below limit line.



LTE Band 4 / 5MHz / QPSK / RB Size 1 Offset 0									
Channel	Frequency (MHz)	EIRP (dBm)	Limit (dBm)	Over Limit (dB)	SPA Reading (dBm)	S.G. Power (dBm)	TX Cable loss (dB)	TX Antenna Gain (dBi)	Polarization (H/V)
Lowest	3420	-50.69	-13	-37.69	-62.46	-56.76	1.58	7.65	H
	5128	-47.06	-13	-34.06	-65.85	-54.35	2.41	9.70	H
	6843	-53.45	-13	-40.45	-76.64	-61.42	2.64	10.61	H
	3420	-52.15	-13	-39.15	-63.56	-58.22	1.58	7.65	V
	5128	-49.34	-13	-36.34	-66.83	-56.63	2.41	9.70	V
	6843	-55.50	-13	-42.50	-78.27	-63.47	2.64	10.61	V
Middle	3462	-52.95	-13	-39.95	-65.98	-59.19	1.59	7.83	H
	5191	-46.41	-13	-33.41	-65.02	-53.66	2.45	9.70	H
	6920	-55.15	-13	-42.15	-78.45	-63.24	2.62	10.70	H
	3462	-55.04	-13	-42.04	-67.79	-61.28	1.59	7.83	V
	5191	-47.78	-13	-34.78	-65.63	-55.03	2.45	9.70	V
	6920	-56.24	-13	-43.24	-78.5	-64.33	2.62	10.70	V
Highest	3504	-58.18	-13	-45.18	-71.23	-64.58	1.61	8.00	H
	5254	-49.10	-13	-36.10	-67.51	-56.32	2.48	9.70	H
	7000	-55.34	-13	-42.34	-78.4	-63.55	2.59	10.80	H
	3504	-55.78	-13	-42.78	-69.13	-62.18	1.61	8.00	V
	5254	-51.41	-13	-38.41	-69.27	-58.63	2.48	9.70	V
	7000	-55.27	-13	-42.27	-78.2	-63.48	2.59	10.80	V

Remark: Spurious emissions within 30-1000MHz were found more than 20dB below limit line.



LTE Band 4 / 10MHz / QPSK / RB Size 1 Offset 0									
Channel	Frequency (MHz)	EIRP (dBm)	Limit (dBm)	Over Limit (dB)	SPA Reading (dBm)	S.G. Power (dBm)	TX Cable loss (dB)	TX Antenna Gain (dBi)	Polarization (H/V)
Lowest	3420	-51.75	-13	-38.75	-63.64	-57.82	1.58	7.65	H
	5130	-46.34	-13	-33.34	-64.91	-53.63	2.41	9.70	H
	6840	-54.50	-13	-41.50	-77.65	-62.47	2.64	10.61	H
	3420	-52.17	-13	-39.17	-63.8	-58.24	1.58	7.65	V
	5130	-50.34	-13	-37.34	-66.61	-57.63	2.41	9.70	V
	6840	-55.06	-13	-42.06	-77.7	-63.03	2.64	10.61	V
Middle	3455	-51.95	-13	-38.95	-64.73	-58.16	1.59	7.80	H
	5182	-45.21	-13	-32.21	-64	-52.47	2.44	9.70	H
	6910	-55.94	-13	-42.94	-78.44	-64.01	2.62	10.69	H
	3455	-55.23	-13	-42.23	-67.45	-61.44	1.59	7.80	V
	5182	-48.03	-13	-35.03	-65.87	-55.29	2.44	9.70	V
	6910	-56.32	-13	-43.32	-78.53	-64.39	2.62	10.69	V
Highest	3490	-54.61	-13	-41.61	-67.04	-60.96	1.60	7.96	H
	5240	-49.99	-13	-36.99	-68.53	-57.21	2.48	9.70	H
	6980	-55.23	-13	-42.23	-78.08	-63.41	2.60	10.78	H
	3490	-53.86	-13	-40.86	-67.28	-60.21	1.60	7.96	V
	5240	-51.02	-13	-38.02	-69.33	-58.24	2.48	9.70	V
	6980	-55.81	-13	-42.81	-78.46	-63.99	2.60	10.78	V

Remark: Spurious emissions within 30-1000MHz were found more than 20dB below limit line.



LTE Band 4 / 15MHz / QPSK / RB Size 1 Offset 0									
Channel	Frequency (MHz)	EIRP (dBm)	Limit (dBm)	Over Limit (dB)	SPA Reading (dBm)	S.G. Power (dBm)	TX Cable loss (dB)	TX Antenna Gain (dBi)	Polarization (H/V)
Lowest	3420	-50.96	-13	-37.96	-62.52	-57.03	1.58	7.65	H
	5135	-46.73	-13	-33.73	-66.02	-54.02	2.41	9.70	H
	6840	-54.61	-13	-41.61	-77.8	-62.58	2.64	10.61	H
	3420	-51.45	-13	-38.45	-62.84	-57.52	1.58	7.65	V
	5135	-47.83	-13	-34.83	-65.36	-55.12	2.41	9.70	V
	6840	-55.36	-13	-42.36	-78.26	-63.33	2.64	10.61	V
Middle	3455	-54.02	-13	-41.02	-66.17	-60.23	1.59	7.80	H
	5177	-46.92	-13	-33.92	-65.49	-54.18	2.44	9.70	H
	6900	-55.43	-13	-42.43	-78.59	-63.49	2.62	10.68	H
	3455	-54.91	-13	-41.91	-66.93	-61.12	1.59	7.80	V
	5177	-48.65	-13	-35.65	-66.19	-55.91	2.44	9.70	V
	6900	-55.95	-13	-42.95	-78.51	-64.01	2.62	10.68	V
Highest	3480	-53.01	-13	-40.01	-65.32	-59.32	1.60	7.91	H
	5220	-47.86	-13	-34.86	-66.21	-55.1	2.46	9.70	H
	6960	-54.84	-13	-41.84	-78.08	-62.99	2.60	10.75	H
	3480	-53.27	-13	-40.27	-66.46	-59.58	1.60	7.91	V
	5220	-49.79	-13	-36.79	-67.93	-57.03	2.46	9.70	V
	6960	-55.86	-13	-42.86	-78.46	-64.01	2.60	10.75	V

Remark: Spurious emissions within 30-1000MHz were found more than 20dB below limit line.



LTE Band 4 / 20MHz / QPSK / RB Size 1 Offset 0									
Channel	Frequency (MHz)	EIRP (dBm)	Limit (dBm)	Over Limit (dB)	SPA Reading (dBm)	S.G. Power (dBm)	TX Cable loss (dB)	TX Antenna Gain (dBi)	Polarization (H/V)
Lowest	3420	-51.45	-13	-38.45	-62.84	-57.52	1.58	7.65	H
	5135	-47.83	-13	-34.83	-65.36	-55.12	2.41	9.70	H
	6840	-55.36	-13	-42.36	-78.26	-63.33	2.64	10.61	H
	3420	-52.56	-13	-39.56	-64.08	-58.63	1.58	7.65	V
	5130	-49.03	-13	-36.03	-66.3	-56.32	2.41	9.70	V
	6840	-55.27	-13	-42.27	-78.07	-63.24	2.64	10.61	V
Middle	3348	-54.55	-13	-41.55	-66.94	-60.32	1.56	7.33	H
	5170	-47.86	-13	-34.86	-66.48	-55.13	2.43	9.70	H
	6890	-56.04	-13	-43.04	-78.49	-64.08	2.63	10.67	H
	3348	-55.08	-13	-42.08	-67.69	-60.85	1.56	7.33	V
	5170	-46.74	-13	-33.74	-64.23	-54.01	2.43	9.70	V
	6890	-56.08	-13	-43.08	-78.58	-64.12	2.63	10.67	V
Highest	3476	-51.73	-13	-38.73	-64.26	-58.03	1.60	7.89	H
	5212	-48.12	-13	-35.12	-67.04	-55.36	2.46	9.70	H
	6940	-55.83	-13	-42.83	-78.45	-63.95	2.61	10.73	H
	3476	-53.93	-13	-40.93	-67.28	-60.23	1.60	7.89	V
	5212	-50.05	-13	-37.05	-68.17	-57.29	2.46	9.70	V
	6940	-56.21	-13	-43.21	-78.71	-64.33	2.61	10.73	V

Remark: Spurious emissions within 30-1000MHz were found more than 20dB below limit line.



LTE Band 7 / 5MHz / QPSK / RB Size 1 Offset 0									
Channel	Frequency (MHz)	EIRP (dBm)	Limit (dBm)	Over Limit (dB)	SPA Reading (dBm)	S.G. Power (dBm)	TX Cable loss (dB)	TX Antenna Gain (dBi)	Polarization (H/V)
Lowest	5000	-55.22	-25	-30.22	-73.63	-62.58	2.34	9.70	H
	7500	-53.10	-25	-28.10	-77.98	-62.47	2.43	11.80	H
	10000	-46.48	-25	-21.48	-75.14	-55.98	2.70	12.20	H
	5000	-59.86	-25	-34.86	-76.63	-67.22	2.34	9.70	V
	7500	-54.10	-25	-29.10	-77.82	-63.47	2.43	11.80	V
	10000	-47.94	-25	-22.94	-74.07	-57.44	2.70	12.20	V
Middle	5064	-52.95	-25	-27.95	-71.72	-60.28	2.37	9.70	H
	7596	-53.86	-25	-28.86	-77.84	-63.32	2.40	11.86	H
	10128	-41.85	-25	-16.85	-69.95	-51.41	2.70	12.25	H
	5064	-56.99	-25	-31.99	-74.12	-64.32	2.37	9.70	V
	7596	-54.01	-25	-29.01	-77.78	-63.47	2.40	11.86	V
	10128	-41.10	-25	-16.10	-67.49	-50.66	2.70	12.25	V
Highest	5130	-55.18	-25	-30.18	-74.01	-62.47	2.41	9.70	H
	7695	-53.63	-25	-28.63	-77.75	-63.18	2.37	11.92	H
	10260	-45.53	-25	-20.53	-74.29	-55.14	2.69	12.30	H
	5130	-58.10	-25	-33.10	-75.37	-65.39	2.41	9.70	V
	7695	-53.92	-25	-28.92	-77.82	-63.47	2.37	11.92	V
	10260	-46.72	-25	-21.72	-73.05	-56.33	2.69	12.30	V

Remark: Spurious emissions within 30-1000MHz were found more than 20dB below limit line.



LTE Band 7 / 10MHz / QPSK / RB Size 1 Offset 0									
Channel	Frequency (MHz)	EIRP (dBm)	Limit (dBm)	Over Limit (dB)	SPA Reading (dBm)	S.G. Power (dBm)	TX Cable loss (dB)	TX Antenna Gain (dBi)	Polarization (H/V)
Lowest	5000	-54.96	-25	-29.96	-73.75	-62.32	2.34	9.70	H
	7500	-53.10	-25	-28.10	-77.73	-62.47	2.43	11.80	H
	10000	-45.71	-25	-20.71	-73.83	-55.21	2.70	12.20	H
	5000	-58.60	-25	-33.60	-75.96	-65.96	2.34	9.70	V
	7500	-53.85	-25	-28.85	-77.19	-63.22	2.43	11.80	V
	10000	-47.72	-25	-22.72	-73.21	-57.22	2.70	12.20	V
Middle	5064	-52.95	-25	-27.95	-71.67	-60.28	2.37	9.70	H
	7590	-53.02	-25	-28.02	-77.45	-62.47	2.40	11.85	H
	10128	-41.77	-25	-16.77	-70.09	-51.33	2.70	12.25	H
	5064	-56.02	-25	-31.02	-73.4	-63.35	2.37	9.70	V
	7590	-54.02	-25	-29.02	-77.39	-63.47	2.40	11.85	V
	10128	-42.63	-25	-17.63	-68.6	-52.19	2.70	12.25	V
Highest	5124	-53.89	-25	-28.89	-72.21	-61.18	2.41	9.70	H
	7680	-53.04	-25	-28.04	-77.57	-62.58	2.37	11.91	H
	10240	-43.87	-25	-18.87	-73.83	-53.47	2.69	12.30	H
	5124	-57.79	-25	-32.79	-76.23	-65.08	2.41	9.70	V
	7680	-53.87	-25	-28.87	-77.53	-63.41	2.37	11.91	V
	10240	-47.15	-25	-22.15	-73.6	-56.75	2.69	12.30	V

Remark: Spurious emissions within 30-1000MHz were found more than 20dB below limit line.



LTE Band 7 / 15MHz / QPSK / RB Size 1 Offset 0									
Channel	Frequency (MHz)	EIRP (dBm)	Limit (dBm)	Over Limit (dB)	SPA Reading (dBm)	S.G. Power (dBm)	TX Cable loss (dB)	TX Antenna Gain (dBi)	Polarization (H/V)
Lowest	5000	-56.22	-25	-31.22	-74.7	-63.58	2.34	9.70	H
	7500	-53.48	-25	-28.48	-78.12	-62.85	2.43	11.80	H
	10000	-45.68	-25	-20.68	-74.22	-55.18	2.70	12.20	H
	5000	-60.12	-25	-35.12	-77.24	-67.48	2.34	9.70	V
	7500	-54.24	-25	-29.24	-77.83	-63.61	2.43	11.80	V
	10000	-47.08	-25	-22.08	-72.81	-56.58	2.70	12.20	V
Middle	5052	-53.14	-25	-28.14	-71.99	-60.47	2.37	9.70	H
	7582	-53.76	-25	-28.76	-77.87	-63.21	2.40	11.85	H
	10116	-42.86	-25	-17.86	-71.19	-52.41	2.70	12.25	H
	5052	-57.06	-25	-32.06	-74.21	-64.39	2.37	9.70	V
	7582	-54.76	-25	-29.76	-78.02	-64.21	2.40	11.85	V
	10116	-44.67	-25	-19.67	-70.55	-54.22	2.70	12.25	V
Highest	5112	-57.03	-25	-32.03	-75.82	-64.33	2.40	9.70	H
	7665	-52.95	-25	-27.95	-77.35	-62.47	2.38	11.90	H
	10024	-45.05	-25	-20.05	-73.54	-54.56	2.70	12.21	H
	5112	-59.82	-25	-34.82	-77.23	-67.12	2.40	9.70	V
	7665	-54.03	-25	-29.03	-77.54	-63.55	2.38	11.90	V
	10024	-45.48	-25	-20.48	-71.8	-54.99	2.70	12.21	V

Remark: Spurious emissions within 30-1000MHz were found more than 20dB below limit line.



LTE Band 7 / 20MHz / QPSK / RB Size 1 Offset 0									
Channel	Frequency (MHz)	EIRP (dBm)	Limit (dBm)	Over Limit (dB)	SPA Reading (dBm)	S.G. Power (dBm)	TX Cable loss (dB)	TX Antenna Gain (dBi)	Polarization (H/V)
Lowest	5000	-55.76	-25	-30.76	-73.97	-63.12	2.34	9.70	H
	7500	-52.91	-25	-27.91	-77.65	-62.28	2.43	11.80	H
	10000	-47.64	-25	-22.64	-76.08	-57.14	2.70	12.20	H
	5000	-58.49	-25	-33.49	-76.48	-65.85	2.34	9.70	V
	7500	-53.61	-25	-28.61	-77.15	-62.98	2.43	11.80	V
	10000	-47.98	-25	-22.98	-73.77	-57.48	2.70	12.20	V
Middle	5050	-54.85	-25	-29.85	-73.28	-62.18	2.37	9.70	H
	7575	-53.53	-25	-28.53	-77.73	-62.97	2.41	11.85	H
	10100	-43.90	-25	-18.90	-72.03	-53.44	2.70	12.24	H
	5050	-58.00	-25	-33.00	-74.95	-65.33	2.37	9.70	V
	7575	-54.74	-25	-29.74	-77.97	-64.18	2.41	11.85	V
	10100	-45.68	-25	-20.68	-71.59	-55.22	2.70	12.24	V
Highest	5100	-58.01	-25	-33.01	-76.44	-65.32	2.39	9.70	H
	7650	-53.33	-25	-28.33	-77.5	-62.84	2.38	11.89	H
	10200	-40.05	-25	-15.05	-68.7	-49.63	2.70	12.28	H
	5100	-59.97	-25	-34.97	-76.92	-67.28	2.39	9.70	V
	7650	-51.97	-25	-26.97	-75.18	-61.48	2.38	11.89	V
	10200	-42.48	-25	-17.48	-68.52	-52.06	2.70	12.28	V

Remark: Spurious emissions within 30-1000MHz were found more than 20dB below limit line.