

### #01\_HAC\_T-Coil\_GSM850\_Voice(speech codehandset low)\_Ch189\_Axial (Z)

Communication System: GSM850 ; Frequency: 836.4 MHz;Duty Cycle: 1:8.3

Medium: Air Medium parameters used:  $\sigma = 0 \text{ S/m}$ ,  $\epsilon_r = 1$ ;  $\rho = 0 \text{ kg/m}^3$

Ambient Temperature : 23.5 °C

#### DASY5 Configuration

- Probe: AM1DV2 - 1038; ; Calibrated: 2014/1/29
- Sensor-Surface: 0mm (Fix Surface)
- Electronics: DAE4 Sn1425; Calibrated: 2014/3/3
- Phantom: HAC Test Arch with AMCC; Type: SD HAC P01 BA;
- Measurement SW: DASY52, Version 52.8 (7); SEMCAD X Version 14.6.10 (7164)


#### General Scans/z (axial) 4.2mm 50 x 50/ABM SNR(x,y,z) (13x13x1): Measurement grid:

dx=10mm, dy=10mm

ABM1/ABM2 = 42.80 dB

ABM1 comp = 6.14 dBA/m

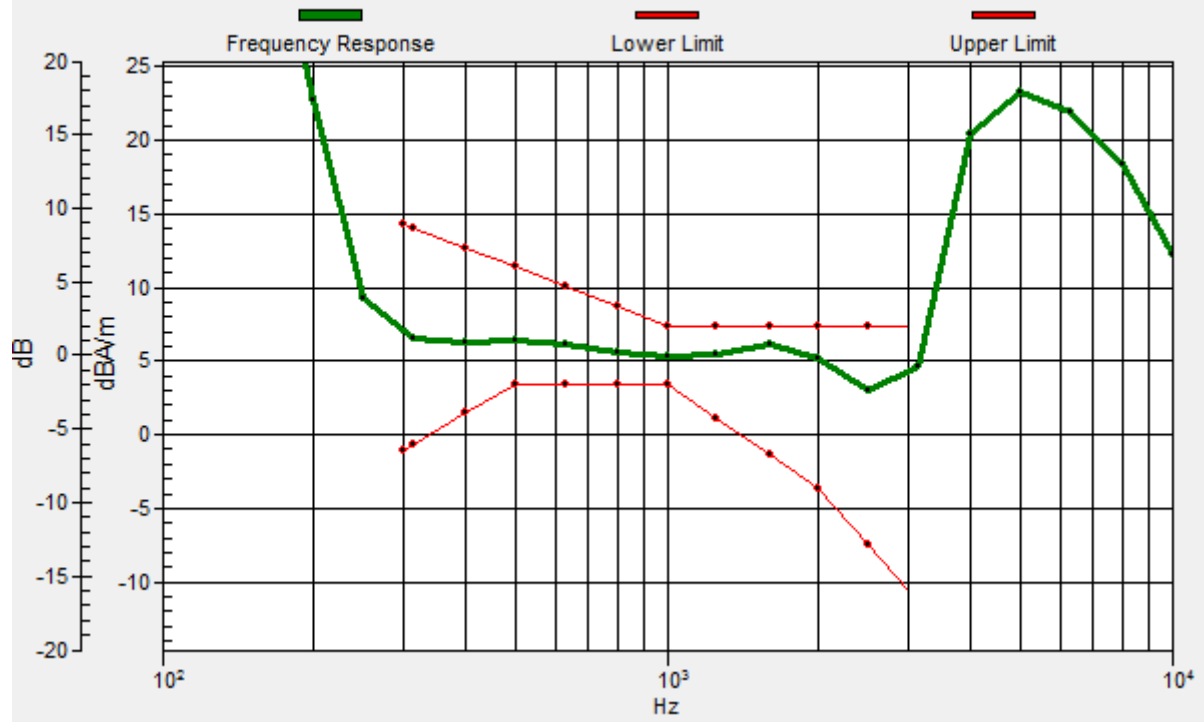
Location: 4.2, 16.7, 3.7 mm



0 dB = 1.000 A/m = 0.00 dBA/m

# General Scans/z (axial) wideband at best S/N/ABM Freq Resp(x,y,z,f)

Loc: 4.2, 16.7, 3.7 mm Diff: 1.27dB



# #01\_HAC\_T-Coil\_GSM850\_Voice(speech codehandset low)\_Ch189\_Transversal (Y)

Communication System: GSM850 ; Frequency: 836.4 MHz;Duty Cycle: 1:8.3

Medium: Air Medium parameters used:  $\sigma = 0 \text{ S/m}$ ,  $\epsilon_r = 1$ ;  $\rho = 0 \text{ kg/m}^3$

Ambient Temperature : 23.5 °C

## DASY5 Configuration

- Probe: AM1DV2 - 1038; ; Calibrated: 2014/1/29
- Sensor-Surface: 0mm (Fix Surface)
- Electronics: DAE4 Sn1425; Calibrated: 2014/3/3
- Phantom: HAC Test Arch with AMCC; Type: SD HAC P01 BA;
- Measurement SW: DASY52, Version 52.8 (7); SEMCAD X Version 14.6.10 (7164)


## General Scans/y (transversal) 4.2mm 50 x 50/ABM SNR(x,y,z) (13x13x1): Measurement

grid: dx=10mm, dy=10mm

ABM1/ABM2 = 44.66 dB

ABM1 comp = -0.62 dBA/m

Location: 4.2, 25, 3.7 mm



0 dB = 1.000 A/m = 0.00 dBA/m

## #02\_HAC\_T-Coil\_GSM1900\_Voice(speech code handset low)\_Ch661\_Axial (Z)

Communication System: PCS ; Frequency: 1880 MHz; Duty Cycle: 1:8.3

Medium: Air Medium parameters used:  $\sigma = 0$  S/m,  $\epsilon_r = 1$ ;  $\rho = 0$  kg/m<sup>3</sup>

Ambient Temperature : 23.5 °C

### DASY5 Configuration

- Probe: AM1DV2 - 1038; ; Calibrated: 2014/1/29
- Sensor-Surface: 0mm (Fix Surface)
- Electronics: DAE4 Sn1425; Calibrated: 2014/3/3
- Phantom: HAC Test Arch with AMCC; Type: SD HAC P01 BA;
- Measurement SW: DASY52, Version 52.8 (7); SEMCAD X Version 14.6.10 (7164)

### General Scans/z (axial) 4.2mm 50 x 50/ABM SNR(x,y,z) (13x13x1): Measurement grid:

dx=10mm, dy=10mm

ABM1/ABM2 = 35.48 dB

ABM1 comp = 7.32 dBA/m

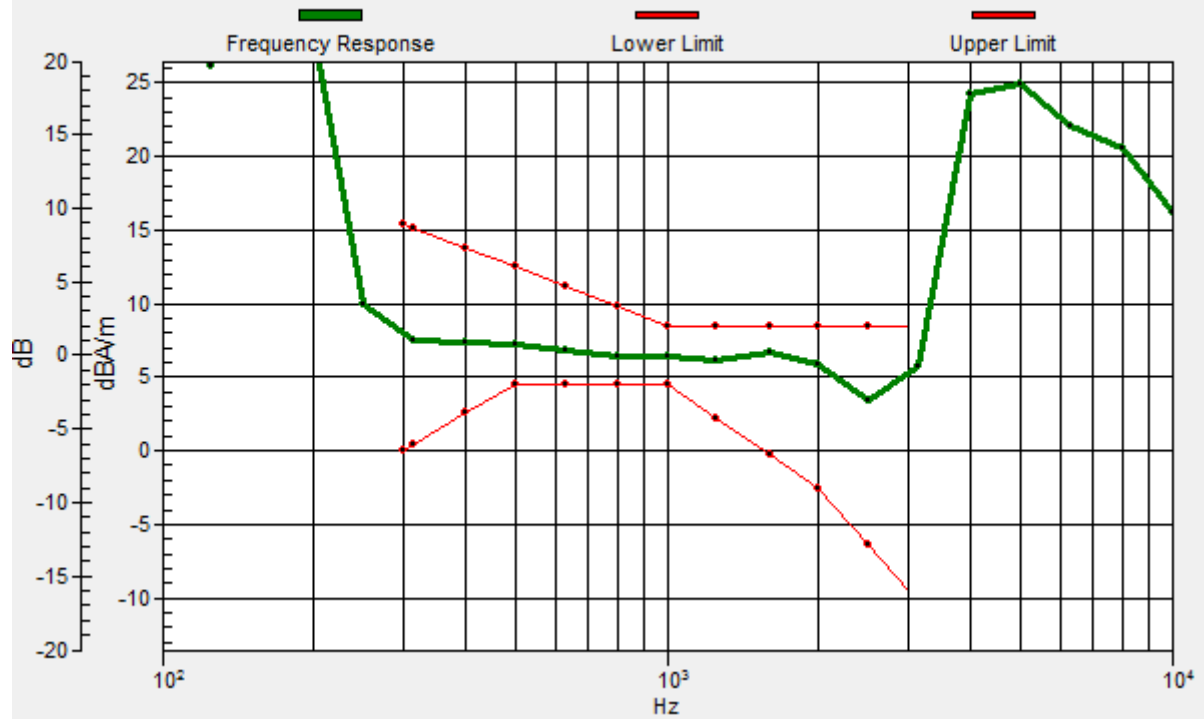
Location: 4.2, 16.7, 3.7 mm



0 dB = 1.000 A/m = 0.00 dBA/m

# General Scans/z (axial) wideband at best S/N/ABM Freq Resp(x,y,z,f)

Loc: 4.2, 16.7, 3.7 mm Diff: 1.82dB



### #02\_HAC\_T-Coil\_GSM1900\_Voice(speech codehandset low)\_Ch661\_Transversal (Y)

Communication System: PCS ; Frequency: 1880 MHz;Duty Cycle: 1:8.3

Medium: Air Medium parameters used:  $\sigma = 0$  S/m,  $\epsilon_r = 1$ ;  $\rho = 0$  kg/m<sup>3</sup>

Ambient Temperature : 23.5 °C

#### DASY5 Configuration

- Probe: AM1DV2 - 1038; ; Calibrated: 2014/1/29
- Sensor-Surface: 0mm (Fix Surface)
- Electronics: DAE4 Sn1425; Calibrated: 2014/3/3
- Phantom: HAC Test Arch with AMCC; Type: SD HAC P01 BA;
- Measurement SW: DASY52, Version 52.8 (7); SEMCAD X Version 14.6.10 (7164)


#### General Scans/y (transversal) 4.2mm 50 x 50/ABM SNR(x,y,z) (13x13x1): Measurement

grid: dx=10mm, dy=10mm

ABM1/ABM2 = 35.58 dB

ABM1 comp = 0.31 dBA/m

Location: 0, 4.2, 3.7 mm



0 dB = 1.000 A/m = 0.00 dBA/m

### #03\_HAC\_T-Coil\_WCDMA V\_Voice(speech codec low)\_Ch4182\_Axial (Z)

Communication System: WCDMA ; Frequency: 836.4 MHz;Duty Cycle: 1:1

Medium: Air Medium parameters used:  $\sigma = 0$  S/m,  $\epsilon_r = 1$ ;  $\rho = 0$  kg/m<sup>3</sup>

Ambient Temperature : 23.5 °C

#### DASY5 Configuration

- Probe: AM1DV2 - 1038; ; Calibrated: 2014/1/29
- Sensor-Surface: 0mm (Fix Surface)
- Electronics: DAE4 Sn1425; Calibrated: 2014/3/3
- Phantom: HAC Test Arch with AMCC; Type: SD HAC P01 BA;
- Measurement SW: DASY52, Version 52.8 (7); SEMCAD X Version 14.6.10 (7164)


#### General Scans/z (axial) 4.2mm 50 x 50/ABM SNR(x,y,z) (13x13x1): Measurement grid:

dx=10mm, dy=10mm

ABM1/ABM2 = 37.63 dB

ABM1 comp = 2.19 dBA/m

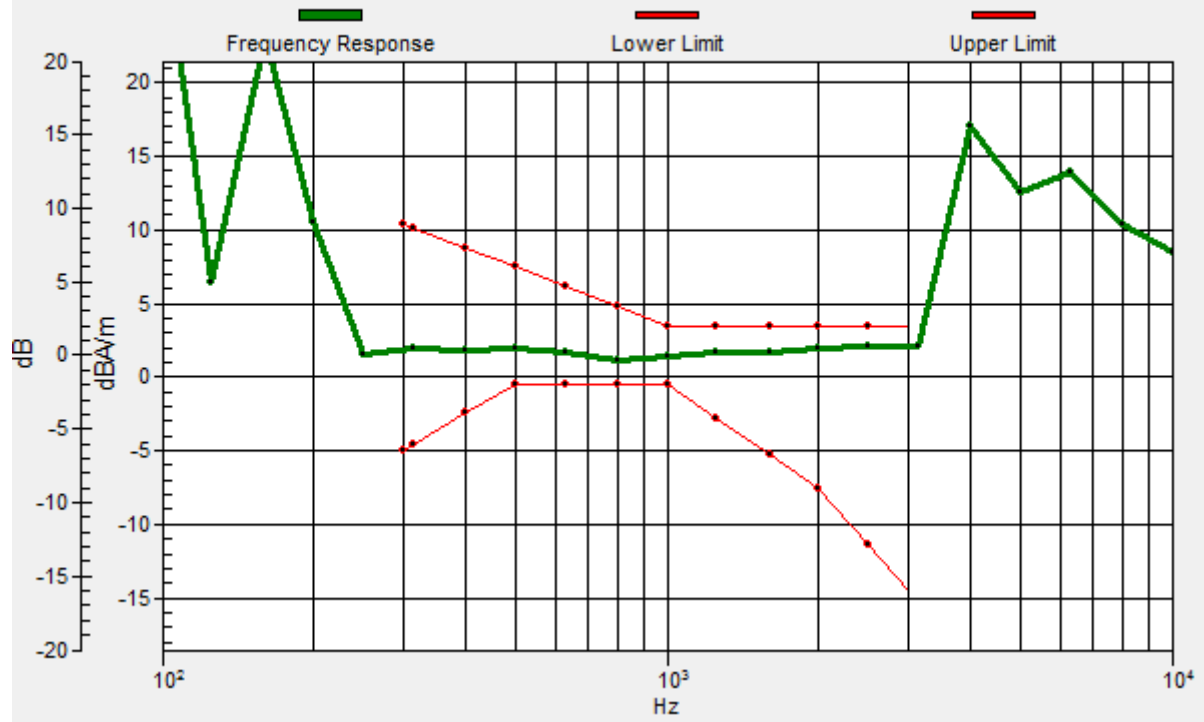
Location: 0, 20.8, 3.7 mm



0 dB = 1.000 A/m = 0.00 dBA/m

# General Scans/z (axial) wideband at best S/N/ABM Freq Resp(x,y,z,f)

Loc: 0, 20.8, 3.7 mm Diff: 1.42dB



### #03\_HAC\_T-Coil\_WCDMA V\_Voice(speech codec low)\_Ch4182\_Transversal (Y)

Communication System: WCDMA; Frequency: 836.4 MHz; Duty Cycle: 1:1

Medium: Air Medium parameters used:  $\sigma = 0$  S/m,  $\epsilon_r = 1$ ;  $\rho = 0$  kg/m<sup>3</sup>

Ambient Temperature : 23.5 °C

#### DASY5 Configuration

- Probe: AM1DV2 - 1038; ; Calibrated: 2014/1/29
- Sensor-Surface: 0mm (Fix Surface)
- Electronics: DAE4 Sn1425; Calibrated: 2014/3/3
- Phantom: HAC Test Arch with AMCC; Type: SD HAC P01 BA;
- Measurement SW: DASY52, Version 52.8 (7); SEMCAD X Version 14.6.10 (7164)


#### General Scans/y (transversal) 4.2mm 50 x 50/ABM SNR(x,y,z) (13x13x1): Measurement

grid: dx=10mm, dy=10mm

ABM1/ABM2 = 43.80 dB

ABM1 comp = -0.68 dBA/m

Location: 4.2, 0, 3.7 mm



0 dB = 1.000 A/m = 0.00 dBA/m

### #05\_HAC\_T-Coil\_WCDMA IV\_Voice(speech codec low)\_Ch1413\_Axial (Z)

Communication System: WCDMA ; Frequency: 1732.6 MHz;Duty Cycle: 1:1

Medium: Air Medium parameters used:  $\sigma = 0$  S/m,  $\epsilon_r = 1$ ;  $\rho = 0$  kg/m<sup>3</sup>

Ambient Temperature : 23.5 °C

#### DASY5 Configuration

- Probe: AM1DV2 - 1038; ; Calibrated: 2014/1/29
- Sensor-Surface: 0mm (Fix Surface)
- Electronics: DAE4 Sn1425; Calibrated: 2014/3/3
- Phantom: HAC Test Arch with AMCC; Type: SD HAC P01 BA;
- Measurement SW: DASY52, Version 52.8 (7); SEMCAD X Version 14.6.10 (7164)


#### General Scans/z (axial) 4.2mm 50 x 50/ABM SNR(x,y,z) (13x13x1): Measurement grid:

dx=10mm, dy=10mm

ABM1/ABM2 = 37.57 dB

ABM1 comp = -3.84 dBA/m

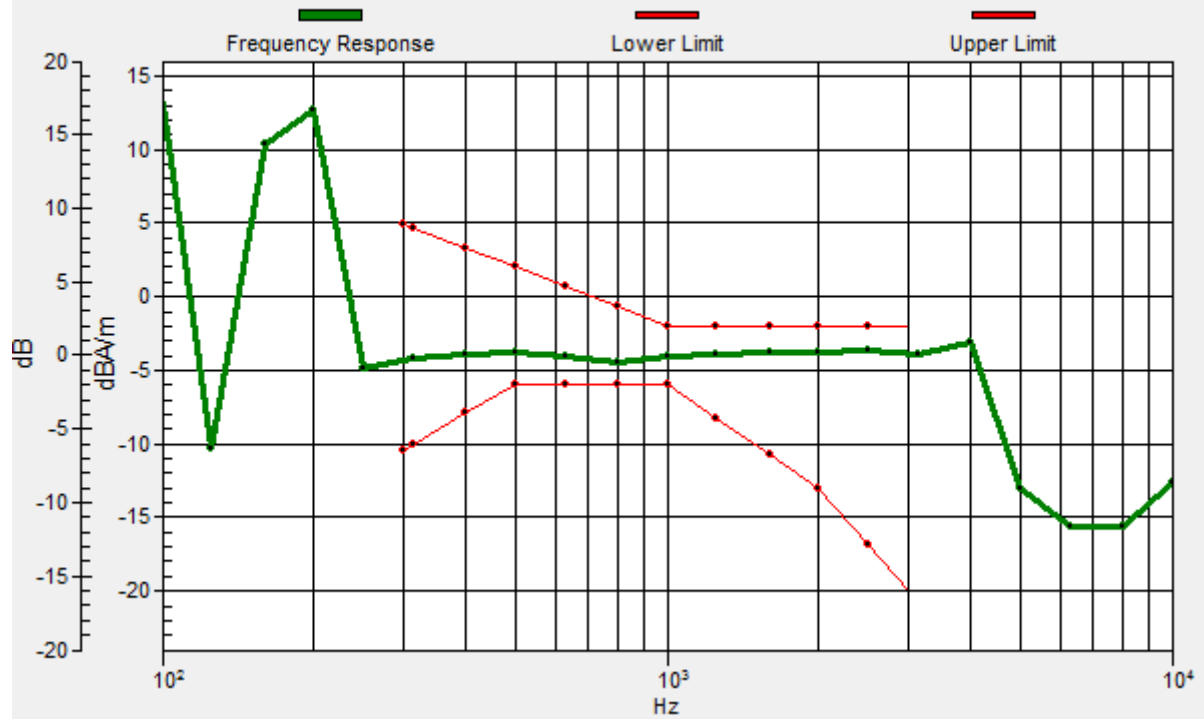
Location: -4.2, 12.5, 3.7 mm



0 dB = 1.000 A/m = 0.00 dBA/m

# General Scans/z (axial) wideband at best S/N/ABM Freq Resp(x,y,z,f)

Loc: -4.2, 12.5, 3.7 mm Diff: 1.56dB



### #05\_HAC\_T-Coil\_WCDMA IV\_Voice(speech codec low)\_Ch1413\_Transversal (Y)

Communication System: WCDMA ; Frequency: 1732.6 MHz;Duty Cycle: 1:1

Medium: Air Medium parameters used:  $\sigma = 0$  S/m,  $\epsilon_r = 1$ ;  $\rho = 0$  kg/m<sup>3</sup>

Ambient Temperature : 23.5 °C

#### DASY5 Configuration

- Probe: AM1DV2 - 1038; ; Calibrated: 2014/1/29
- Sensor-Surface: 0mm (Fix Surface)
- Electronics: DAE4 Sn1425; Calibrated: 2014/3/3
- Phantom: HAC Test Arch with AMCC; Type: SD HAC P01 BA;
- Measurement SW: DASY52, Version 52.8 (7); SEMCAD X Version 14.6.10 (7164)


#### General Scans/y (transversal) 4.2mm 50 x 50/ABM SNR(x,y,z) (13x13x1): Measurement

grid: dx=10mm, dy=10mm

ABM1/ABM2 = 37.15 dB

ABM1 comp = -11.79 dBA/m

Location: 4.2, -4.2, 3.7 mm



0 dB = 1.000 A/m = 0.00 dBA/m

### #04\_HAC\_T-Coil\_WCDMA II\_Voice(speech codec low)\_Ch9400\_Axial (Z)

Communication System: WCDMA ; Frequency: 1880 MHz;Duty Cycle: 1:1

Medium: Air Medium parameters used:  $\sigma = 0$  S/m,  $\epsilon_r = 1$ ;  $\rho = 0$  kg/m<sup>3</sup>

Ambient Temperature : 23.5 °C

#### DASY5 Configuration

- Probe: AM1DV2 - 1038; ; Calibrated: 2014/1/29
- Sensor-Surface: 0mm (Fix Surface)
- Electronics: DAE4 Sn1425; Calibrated: 2014/3/3
- Phantom: HAC Test Arch with AMCC; Type: SD HAC P01 BA;
- Measurement SW: DASY52, Version 52.8 (7); SEMCAD X Version 14.6.10 (7164)


#### General Scans/z (axial) 4.2mm 50 x 50/ABM SNR(x,y,z) (13x13x1): Measurement grid:

dx=10mm, dy=10mm

ABM1/ABM2 = 36.86 dB

ABM1 comp = -3.87 dBA/m

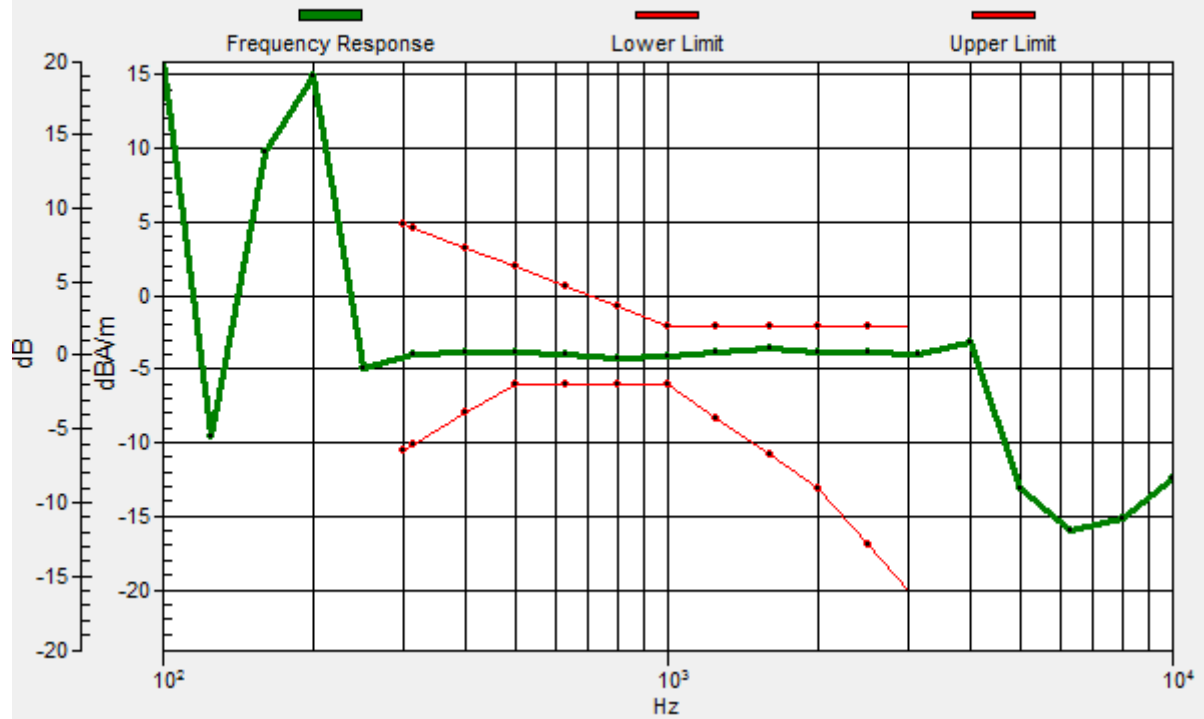
Location: -4.2, 12.5, 3.7 mm



0 dB = 1.000 A/m = 0.00 dBA/m

# General Scans/z (axial) wideband at best S/N/ABM Freq Resp(x,y,z,f)

Loc: -4.2, 12.5, 3.7 mm Diff: 1.54dB



### #04\_HAC\_T-Coil\_WCDMA II\_Voice(speech codec low)\_Ch9400\_Transversal (Y)

Communication System: WCDMA ; Frequency: 1880 MHz;Duty Cycle: 1:1

Medium: Air Medium parameters used:  $\sigma = 0$  S/m,  $\epsilon_r = 1$ ;  $\rho = 0$  kg/m<sup>3</sup>

Ambient Temperature : 23.5 °C

#### DASY5 Configuration

- Probe: AM1DV2 - 1038; ; Calibrated: 2014/1/29
- Sensor-Surface: 0mm (Fix Surface)
- Electronics: DAE4 Sn1425; Calibrated: 2014/3/3
- Phantom: HAC Test Arch with AMCC; Type: SD HAC P01 BA;
- Measurement SW: DASY52, Version 52.8 (7); SEMCAD X Version 14.6.10 (7164)


#### General Scans/y (transversal) 4.2mm 50 x 50/ABM SNR(x,y,z) (13x13x1): Measurement

grid: dx=10mm, dy=10mm

ABM1/ABM2 = 35.77 dB

ABM1 comp = -8.33 dBA/m

Location: 4.2, 0, 3.7 mm



0 dB = 1.000 A/m = 0.00 dBA/m

### #06\_HAC\_T-Coil\_CDMA2000 BC10\_RC1+SO3 Voice codec\_8K Enhanced low\_Ch580\_Axial (Z)

Communication System: CDMA; Frequency: 820.5 MHz; Duty Cycle: 1:17.7419

Medium: Air Medium parameters used:  $\sigma = 0 \text{ S/m}$ ,  $\epsilon_r = 1$ ;  $\rho = 0 \text{ kg/m}^3$

Ambient Temperature : 23.5 °C

#### DASY5 Configuration

- Probe: AM1DV2 - 1038; ; Calibrated: 2014/1/29
- Sensor-Surface: 0mm (Fix Surface)
- Electronics: DAE4 Sn1425; Calibrated: 2014/3/3
- Phantom: HAC Test Arch with AMCC; Type: SD HAC P01 BA;
- Measurement SW: DASY52, Version 52.8 (7); SEMCAD X Version 14.6.10 (7164)


#### General Scans/z (axial) 4.2mm 50 x 50/ABM SNR(x,y,z) (13x13x1): Measurement grid:

dx=10mm, dy=10mm

ABM1/ABM2 = 48.21 dB

ABM1 comp = -1.87 dBA/m

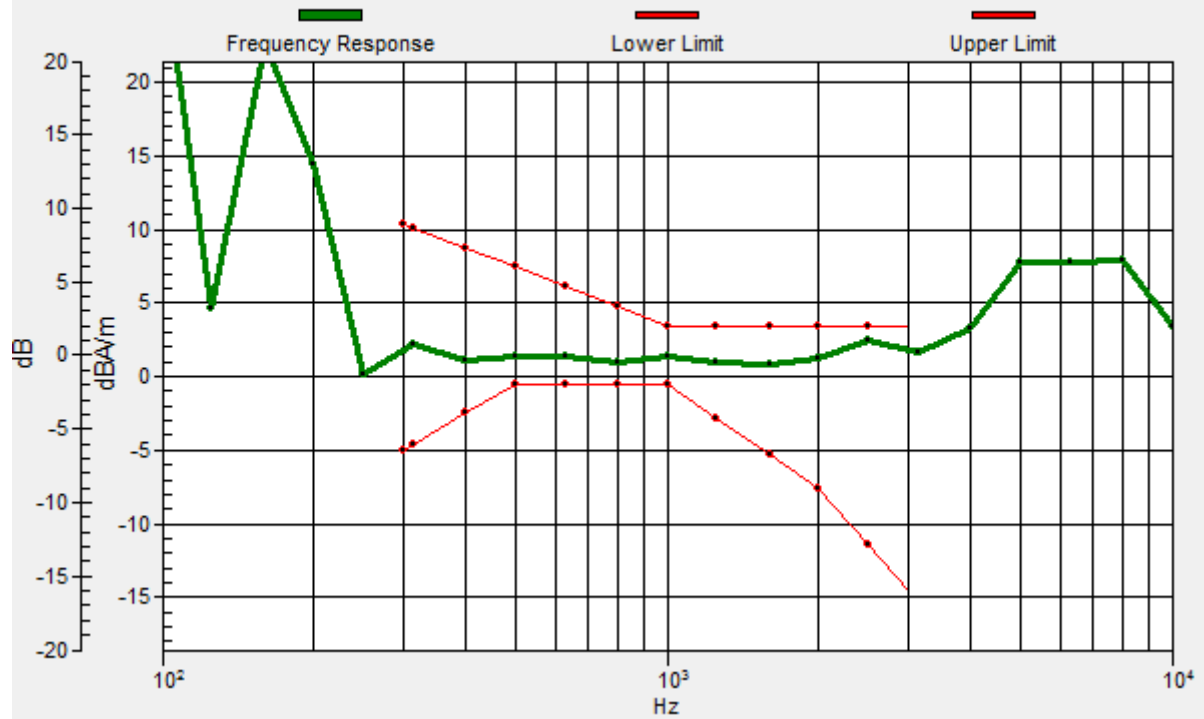
Location: 0, 12.5, 3.7 mm



0 dB = 1.000 A/m = 0.00 dBA/m

# General Scans/z (axial) wideband at best S/N/ABM Freq Resp(x,y,z,f)

Loc: 0, 12.5, 3.7 mm Diff: 1.02dB



### #06\_HAC\_T-Coil\_CDMA2000 BC10\_RC1+SO3 Voice codec\_8K Enhanced low\_Ch580\_Transversal (Y)

Communication System: CDMA; Frequency: 820.5 MHz; Duty Cycle: 1:17.7419

Medium: Air Medium parameters used:  $\sigma = 0 \text{ S/m}$ ,  $\epsilon_r = 1$ ;  $\rho = 0 \text{ kg/m}^3$

Ambient Temperature : 23.5 °C

#### DASY5 Configuration

- Probe: AM1DV2 - 1038; ; Calibrated: 2014/1/29
- Sensor-Surface: 0mm (Fix Surface)
- Electronics: DAE4 Sn1425; Calibrated: 2014/3/3
- Phantom: HAC Test Arch with AMCC; Type: SD HAC P01 BA;
- Measurement SW: DASY52, Version 52.8 (7); SEMCAD X Version 14.6.10 (7164)


#### General Scans/y (transversal) 4.2mm 50 x 50/ABM SNR(x,y,z) (13x13x1): Measurement

grid: dx=10mm, dy=10mm

ABM1/ABM2 = 45.84 dB

ABM1 comp = -1.19 dBA/m

Location: 4.2, 4.2, 3.7 mm



0 dB = 1.000 A/m = 0.00 dBA/m

### #07\_HAC\_T-Coil\_CDMA2000\_BC0\_RC1+SO3 Voice codec\_8K Enhanced low\_Ch384\_Axial (Z)

Communication System: CDMA ; Frequency: 836.52 MHz;Duty Cycle: 1:17.7419

Medium: Air Medium parameters used:  $\sigma = 0$  S/m,  $\epsilon_r = 1$ ;  $\rho = 0$  kg/m<sup>3</sup>

Ambient Temperature : 23.5 °C

#### DASY5 Configuration

- Probe: AM1DV2 - 1038; ; Calibrated: 2014/1/29
- Sensor-Surface: 0mm (Fix Surface)
- Electronics: DAE4 Sn1425; Calibrated: 2014/3/3
- Phantom: HAC Test Arch with AMCC; Type: SD HAC P01 BA;
- Measurement SW: DASY52, Version 52.8 (7); SEMCAD X Version 14.6.10 (7164)


#### General Scans/z (axial) 4.2mm 50 x 50/ABM SNR(x,y,z) (13x13x1): Measurement grid:

dx=10mm, dy=10mm

ABM1/ABM2 = 51.63 dB

ABM1 comp = 0.81 dBA/m

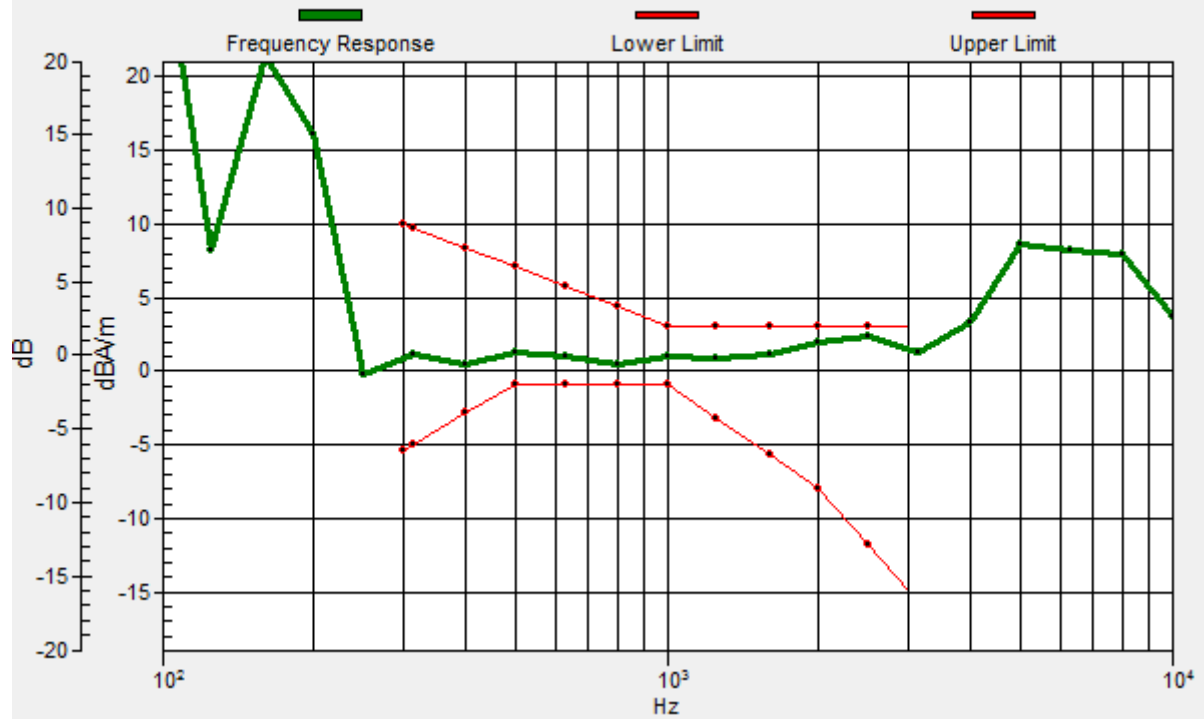
Location: 0, 16.7, 3.7 mm



0 dB = 1.000 A/m = 0.00 dBA/m

# General Scans/z (axial) wideband at best S/N/ABM Freq Resp(x,y,z,f)

Loc: 0, 16.7, 3.7 mm Diff: 0.68dB



### #07\_HAC\_T-Coil\_CDMA2000\_BC0\_RC1+SO3 Voice codec\_8K Enhanced low\_Ch384\_Transversal (Y)

Communication System: CDMA ; Frequency: 836.52 MHz;Duty Cycle: 1:17.7419

Medium: Air Medium parameters used:  $\sigma = 0$  S/m,  $\epsilon_r = 1$ ;  $\rho = 0$  kg/m<sup>3</sup>

Ambient Temperature : 23.5 °C

#### DASY5 Configuration

- Probe: AM1DV2 - 1038; ; Calibrated: 2014/1/29
- Sensor-Surface: 0mm (Fix Surface)
- Electronics: DAE4 Sn1425; Calibrated: 2014/3/3
- Phantom: HAC Test Arch with AMCC; Type: SD HAC P01 BA;
- Measurement SW: DASY52, Version 52.8 (7); SEMCAD X Version 14.6.10 (7164)


#### General Scans/y (transversal) 4.2mm 50 x 50/ABM SNR(x,y,z) (13x13x1): Measurement

grid: dx=10mm, dy=10mm

ABM1/ABM2 = 46.20 dB

ABM1 comp = -2.01 dBA/m

Location: 0, 4.2, 3.7 mm



0 dB = 1.000 A/m = 0.00 dBA/m

### #08\_HAC\_T-Coil\_CDMA2000 BC1\_RC1+SO3 Voice codec\_8K Enhanced low\_Ch600\_Axial (Z)

Communication System: CDMA; Frequency: 1880 MHz; Duty Cycle: 1:17.7419

Medium: Air Medium parameters used:  $\sigma = 0 \text{ S/m}$ ,  $\epsilon_r = 1$ ;  $\rho = 0 \text{ kg/m}^3$

Ambient Temperature : 23.5 °C

#### DASY5 Configuration

- Probe: AM1DV2 - 1038; ; Calibrated: 2014/1/29
- Sensor-Surface: 0mm (Fix Surface)
- Electronics: DAE4 Sn1425; Calibrated: 2014/3/3
- Phantom: HAC Test Arch with AMCC; Type: SD HAC P01 BA;
- Measurement SW: DASY52, Version 52.8 (7); SEMCAD X Version 14.6.10 (7164)


#### General Scans/z (axial) 4.2mm 50 x 50/ABM SNR(x,y,z) (13x13x1): Measurement grid:

dx=10mm, dy=10mm

ABM1/ABM2 = 50.39 dB

ABM1 comp = -0.39 dBA/m

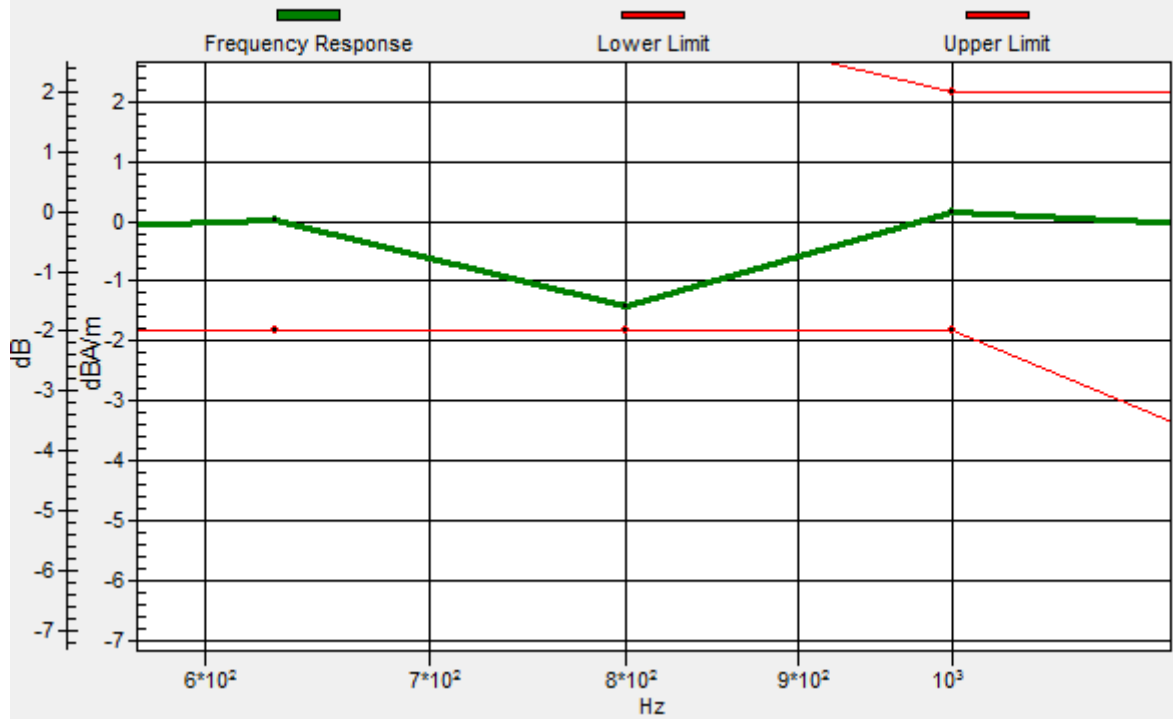
Location: 0, 16.7, 3.7 mm



0 dB = 1.000 A/m = 0.00 dBA/m

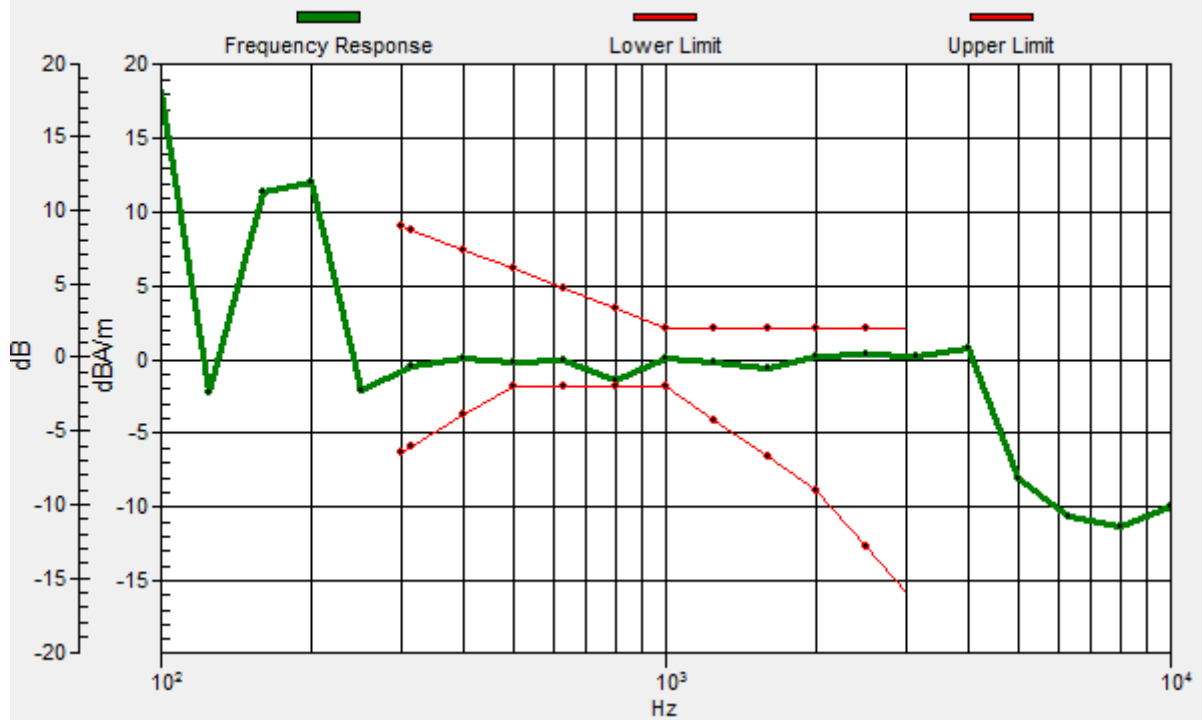
### General Scans/z (axial) wideband at best S/N/ABM Freq Resp(x,y,z,f)

Loc: 0, 16.7, 3.7 mm Diff: 0.42dB



### General Scans/z (axial) wideband at best S/N/ABM Freq Resp(x,y,z,f)

Loc: 0, 16.7, 3.7 mm Diff: 0.42dB



### #08\_HAC\_T-Coil\_CDMA2000 BC1\_RC1+SO3 Voice codec\_8K Enhanced low\_Ch600\_Transversal (Y)

Communication System: CDMA ; Frequency: 1880 MHz;Duty Cycle: 1:17.7419

Medium: Air Medium parameters used:  $\sigma = 0 \text{ S/m}$ ,  $\epsilon_r = 1$ ;  $\rho = 0 \text{ kg/m}^3$

Ambient Temperature : 23.5 °C

#### DASY5 Configuration

- Probe: AM1DV2 - 1038; ; Calibrated: 2014/1/29
- Sensor-Surface: 0mm (Fix Surface)
- Electronics: DAE4 Sn1425; Calibrated: 2014/3/3
- Phantom: HAC Test Arch with AMCC; Type: SD HAC P01 BA;
- Measurement SW: DASY52, Version 52.8 (7); SEMCAD X Version 14.6.10 (7164)

#### General Scans/y (transversal) 4.2mm 50 x 50/ABM SNR(x,y,z) (13x13x1): Measurement

grid: dx=10mm, dy=10mm

ABM1/ABM2 = 46.39 dB

ABM1 comp = -2.61 dBA/m

Location: 0, 0, 3.7 mm



0 dB = 1.000 A/m = 0.00 dBA/m