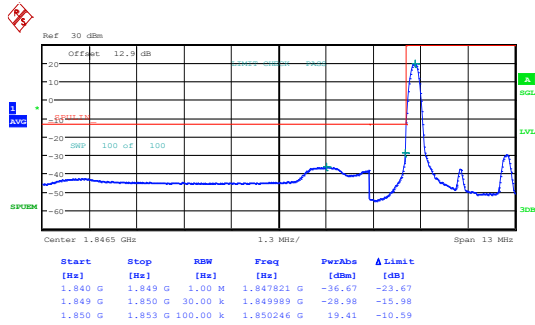




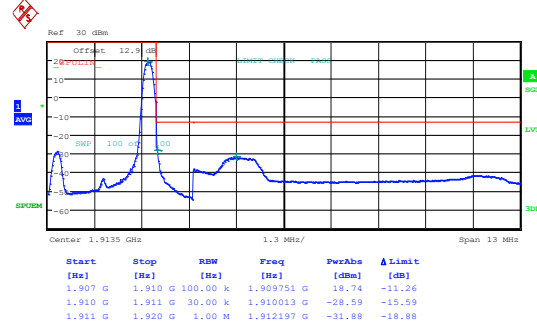
LTE Band 2 / 3MHz / 16QAM

Lowest Band Edge / 1 RB



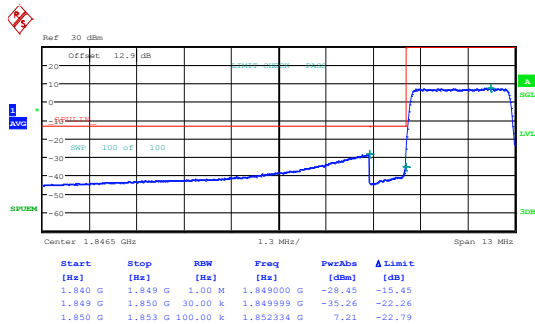
Date: 13.JUL.2014 10:13:29

Highest Band Edge / 1 RB



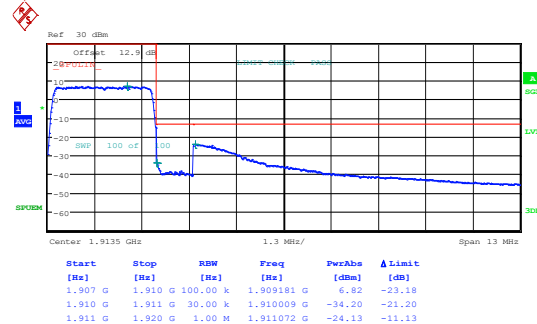
Date: 13.JUL.2014 10:22:20

Lowest Band Edge / Full RB



Date: 13.JUL.2014 10:14:58

Highest Band Edge / Full RB

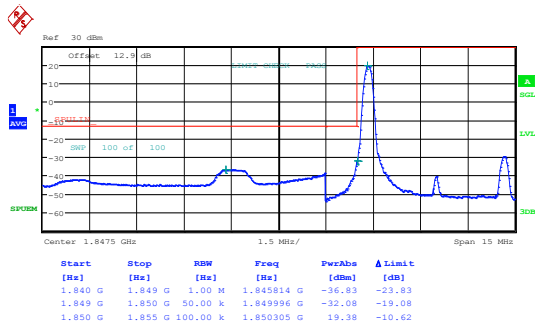


Date: 13.JUL.2014 10:23:50



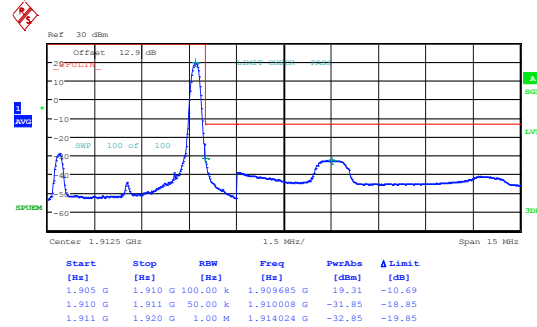
LTE Band 2 / 5MHz / QPSK

Lowest Band Edge / 1 RB



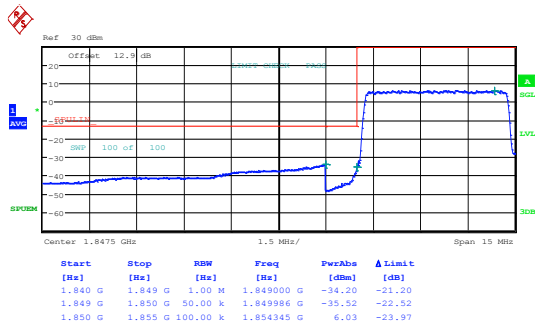
Date: 13.JUL.2014 10:27:35

Highest Band Edge / 1 RB



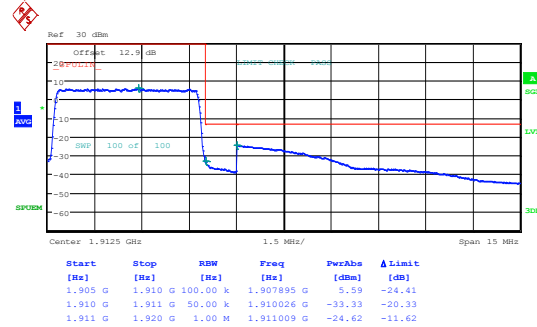
Date: 13.JUL.2014 10:36:26

Lowest Band Edge / Full RB



Date: 13.JUL.2014 10:29:05

Highest Band Edge / Full RB

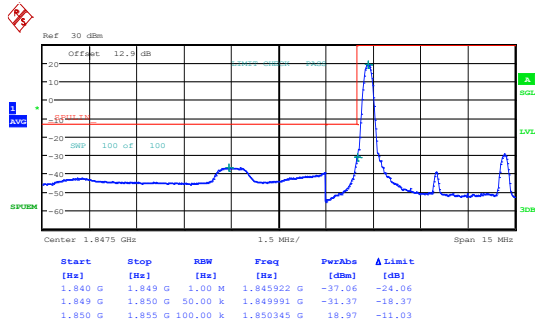


Date: 13.JUL.2014 10:37:56



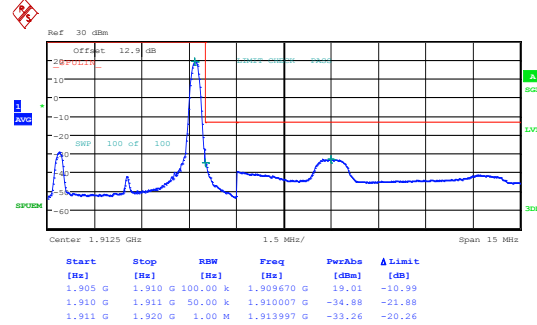
LTE Band 2 / 5MHz / 16QAM

Lowest Band Edge / 1RB



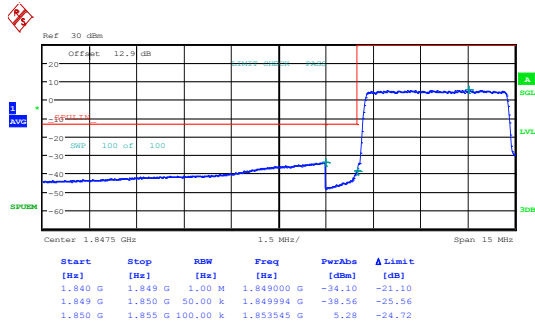
Date: 13.JUL.2014 10:28:20

Highest Band Edge / 1 RB



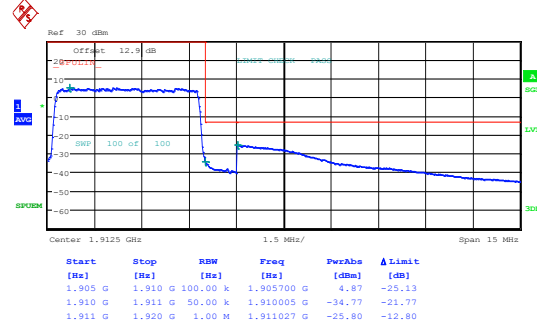
Date: 13.JUL.2014 10:37:11

Lowest Band Edge / Full RB



Date: 13.JUL.2014 10:29:49

Highest Band Edge / Full RB

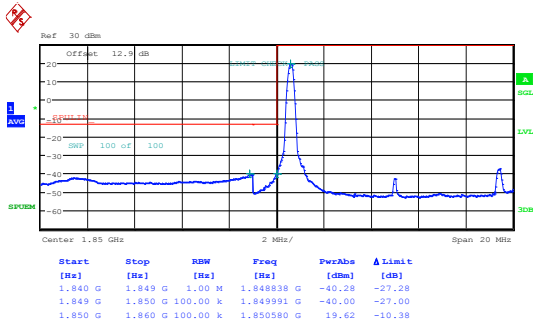


Date: 13.JUL.2014 10:38:41



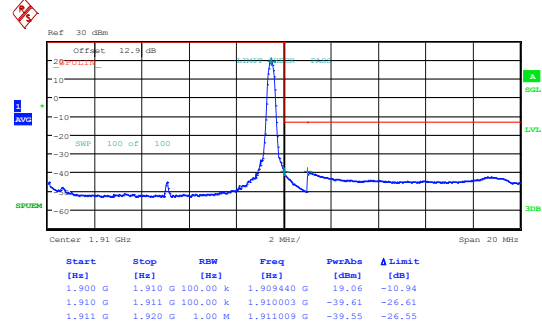
LTE Band 2 / 10MHz / QPSK

Lowest Band Edge / 1 RB



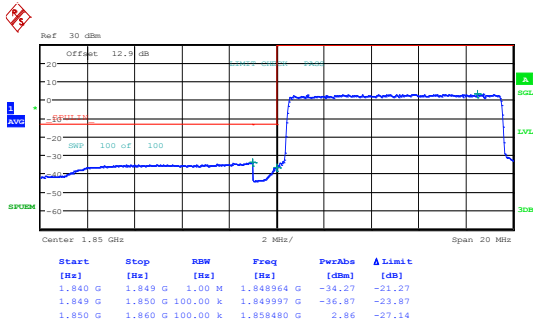
Date: 13.JUL.2014 10:42:26

Highest Band Edge / 1 RB



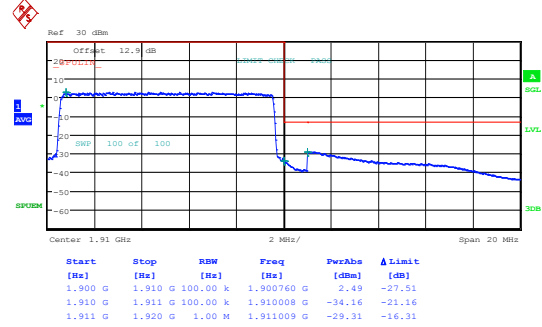
Date: 13.JUL.2014 10:51:18

Lowest Band Edge / Full RB



Date: 13.JUL.2014 10:43:56

Highest Band Edge / Full RB

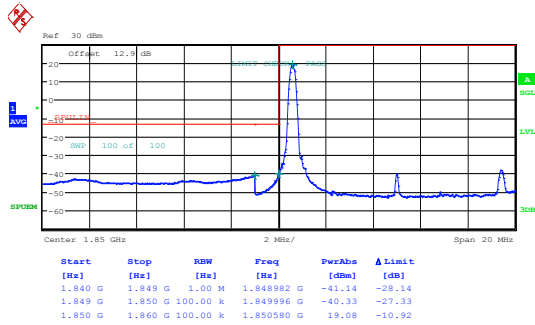


Date: 13.JUL.2014 10:52:48



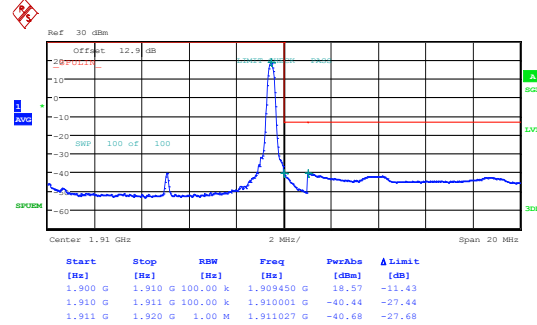
LTE Band 2 / 10MHz / 16QAM

Lowest Band Edge / 1 RB



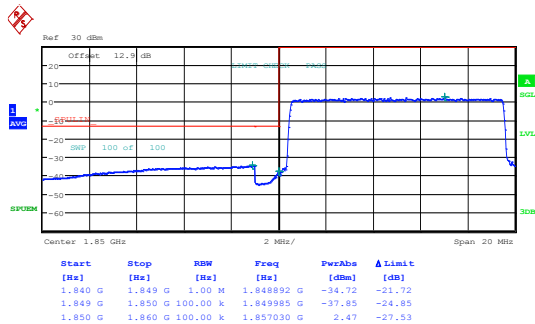
Date: 13.JUL.2014 10:43:11

Highest Band Edge / 1 RB



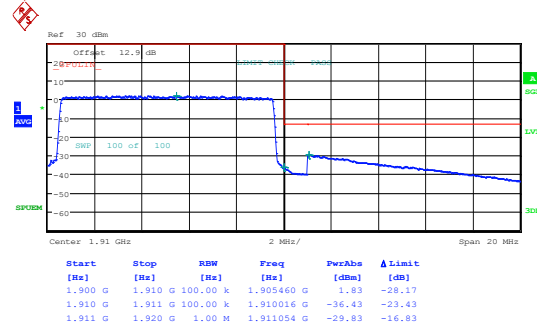
Date: 13.JUL.2014 10:52:03

Lowest Band Edge / Full RB



Date: 13.JUL.2014 10:44:40

Highest Band Edge / Full RB

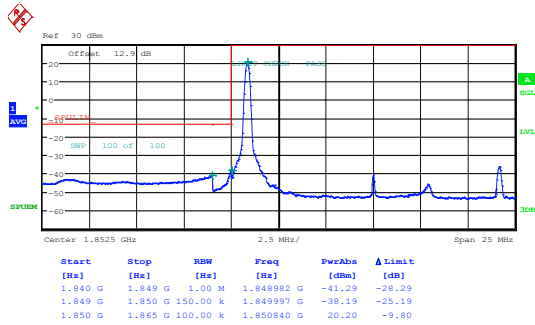


Date: 13.JUL.2014 10:53:32



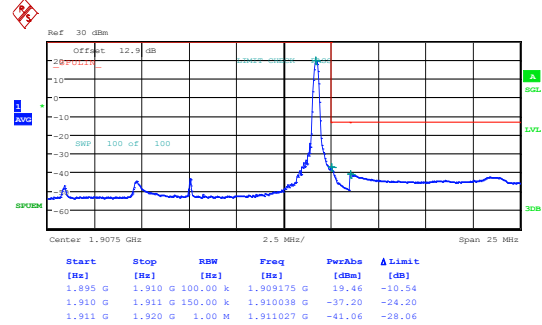
LTE Band 2 / 15MHz / QPSK

Lowest Band Edge / 1 RB



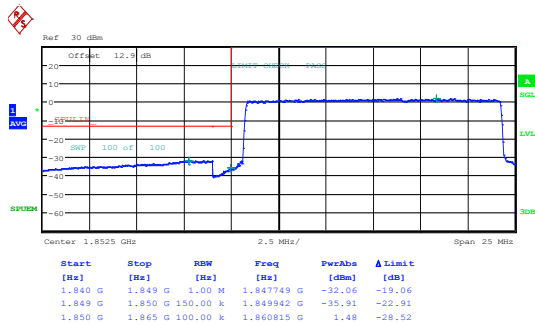
Date: 13.JUL.2014 10:57:17

Highest Band Edge / 1 RB



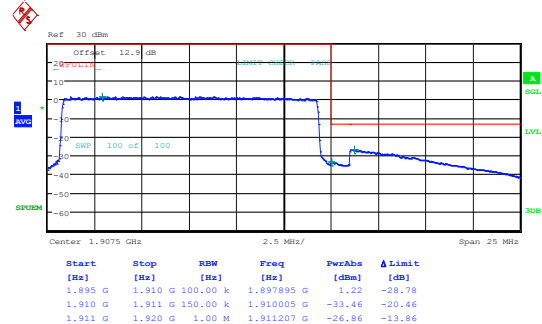
Date: 13.JUL.2014 11:06:13

Lowest Band Edge / Full RB



Date: 13.JUL.2014 10:58:47

Highest Band Edge / Full RB

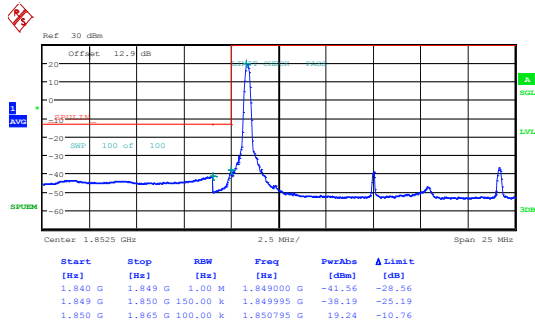


Date: 13.JUL.2014 11:07:42



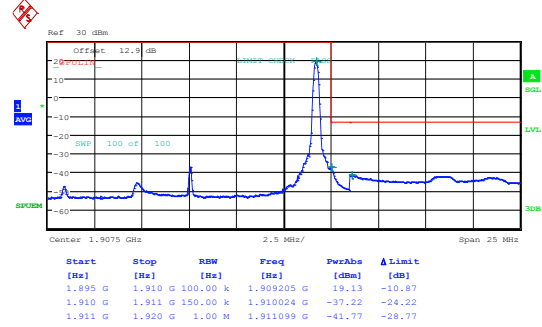
LTE Band 2 / 15MHz / 16QAM

Lowest Band Edge / 1 RB



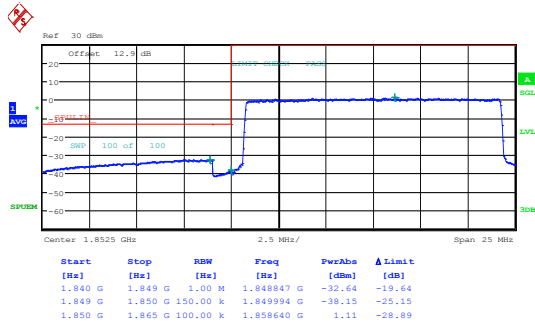
Date: 13.JUL.2014 10:58:02

Highest Band Edge / 1 RB



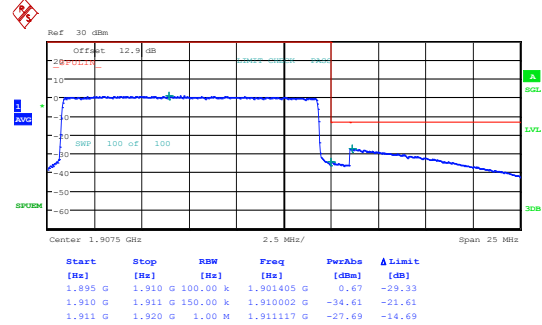
Date: 13.JUL.2014 11:06:57

Lowest Band Edge / Full RB



Date: 13.JUL.2014 10:59:32

Highest Band Edge / Full RB

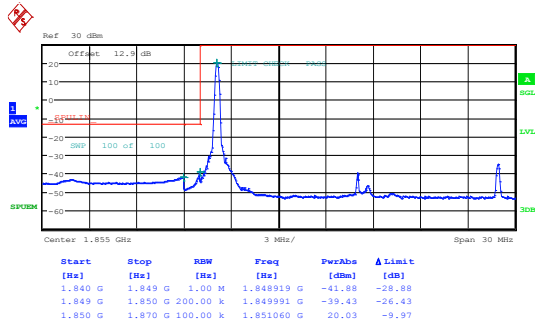


Date: 13.JUL.2014 11:08:27



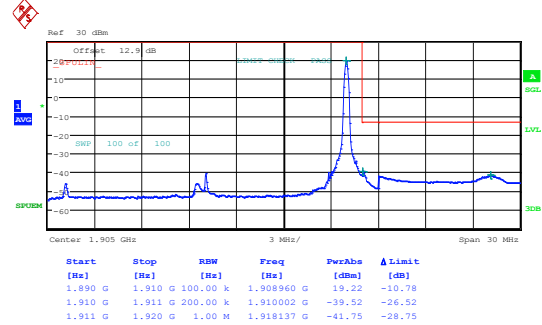
LTE Band 2 / 20MHz / QPSK

Lowest Band Edge / 1 RB



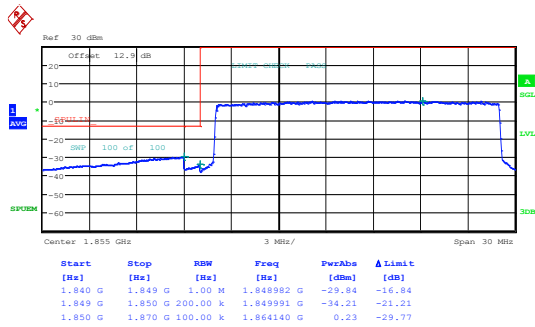
Date: 13.JUL.2014 11:12:12

Highest Band Edge / 1 RB



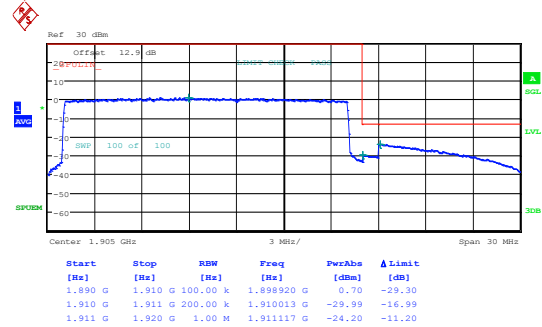
Date: 13.JUL.2014 11:21:04

Lowest Band Edge / Full RB



Date: 13.JUL.2014 11:13:42

Highest Band Edge / Full RB

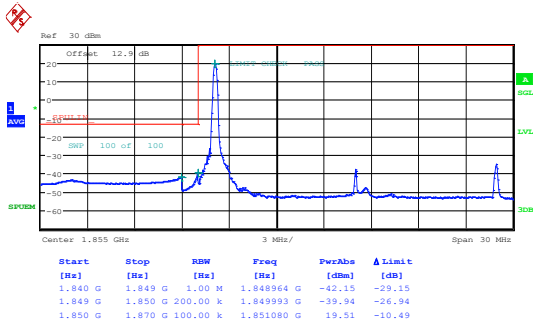


Date: 13.JUL.2014 11:22:33



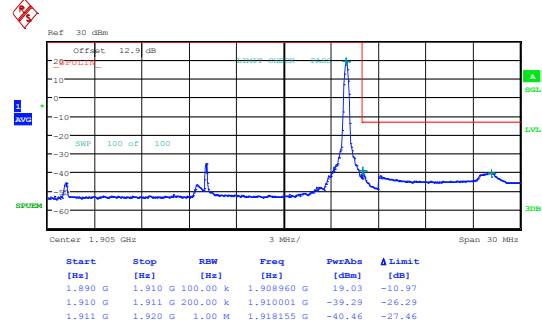
LTE Band 2 / 20MHz / 16QAM

Lowest Band Edge / 1 RB



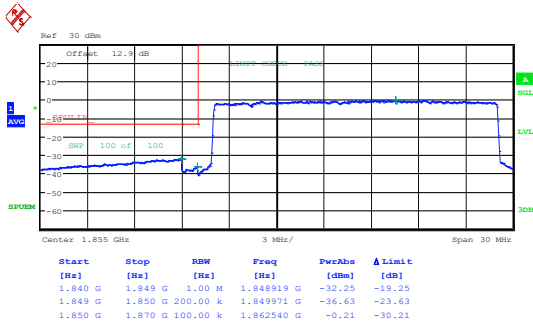
Date: 13.JUL.2014 11:12:57

Highest Band Edge / 1 RB



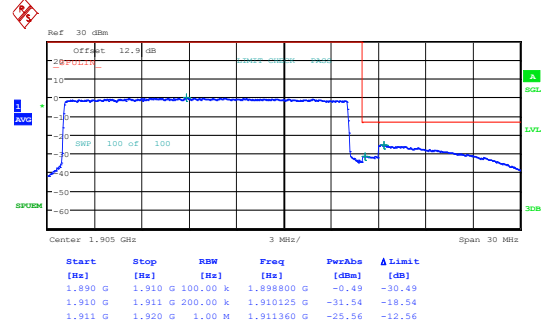
Date: 13.JUL.2014 11:21:49

Lowest Band Edge / Full RB



Date: 13.JUL.2014 11:14:26

Highest Band Edge / Full RB

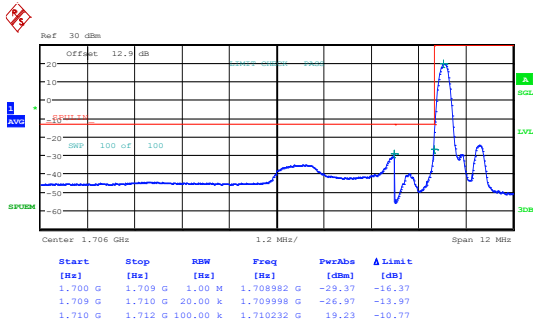


Date: 13.JUL.2014 11:23:18



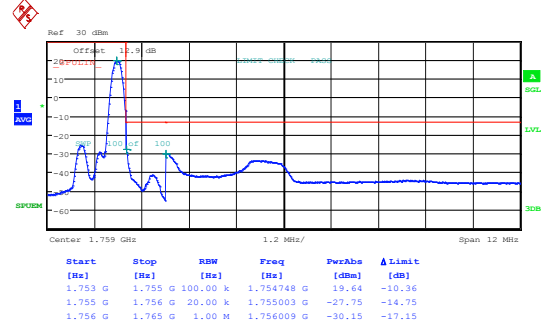
LTE Band 4 / 1.4MHz / QPSK

Lowest Band Edge / 1RB



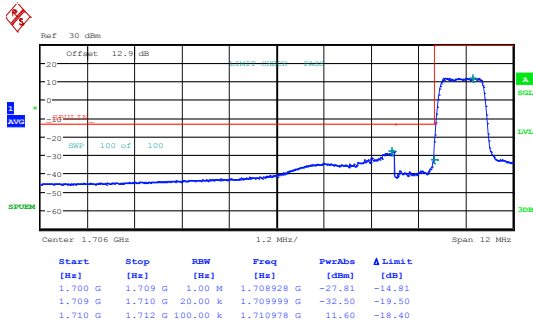
Date: 13.JUL.2014 11:31:30

Highest Band Edge / 1RB



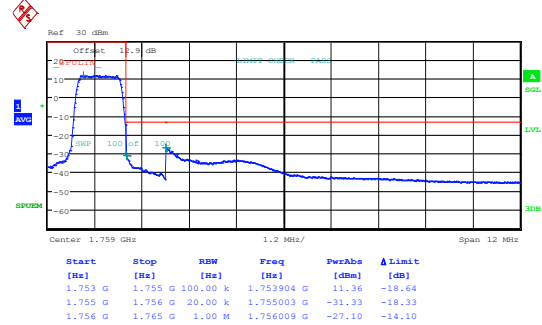
Date: 13.JUL.2014 11:40:21

Lowest Band Edge / Full RB



Date: 13.JUL.2014 11:32:59

Highest Band Edge / Full RB

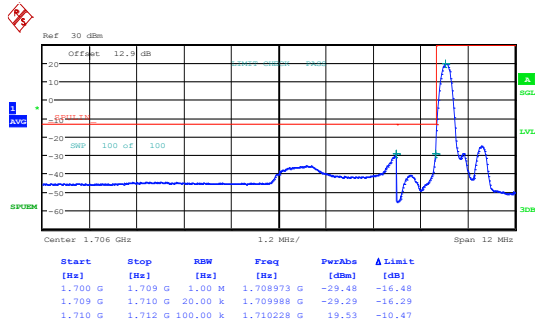


Date: 13.JUL.2014 11:41:51



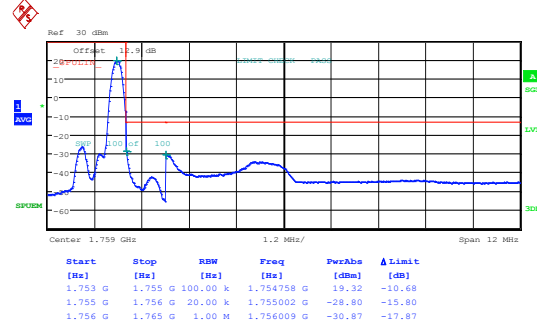
LTE Band 4 / 1.4MHz / 16QAM

Lowest Band Edge / 1 RB



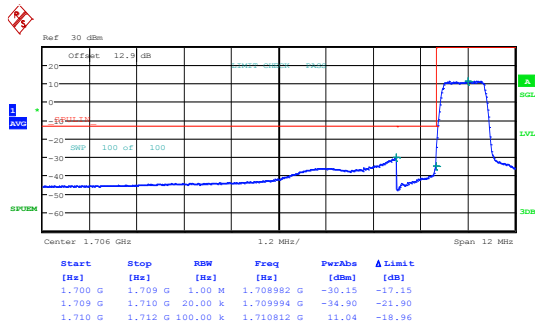
Date: 13.JUL.2014 11:32:15

Highest Band Edge / 1 RB



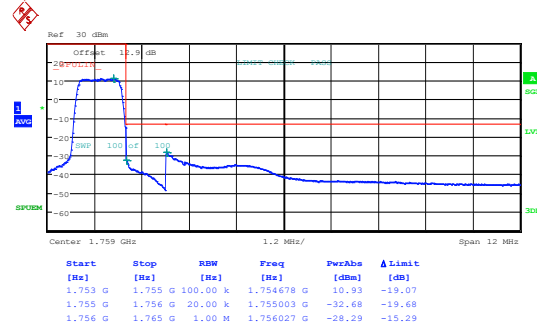
Date: 13.JUL.2014 11:41:06

Lowest Band Edge / Full RB



Date: 13.JUL.2014 11:33:44

Highest Band Edge / Full RB

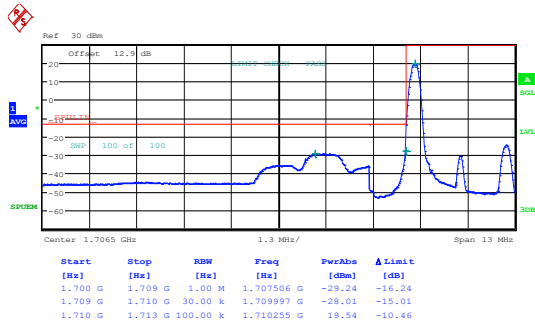


Date: 13.JUL.2014 11:42:36



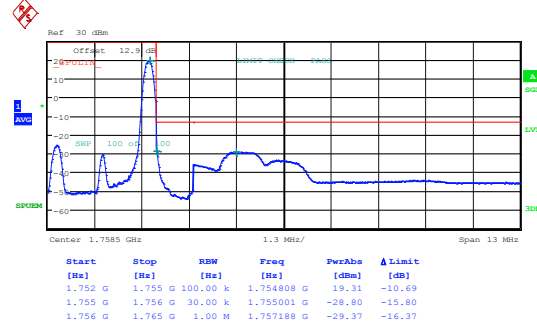
LTE Band 4 / 3MHz / QPSK

Lowest Band Edge / 1RB



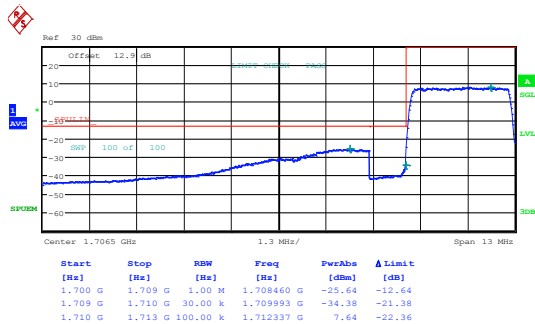
Date: 13.JUL.2014 11:51:58

Highest Band Edge / 1 RB



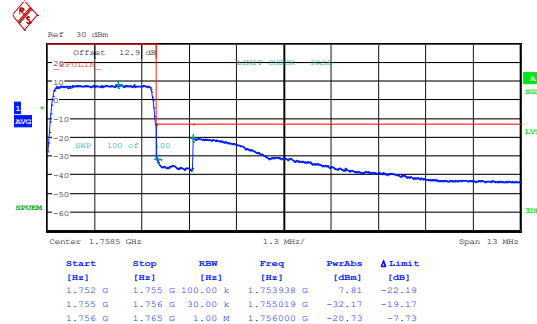
Date: 13.JUL.2014 12:00:49

Lowest Band Edge / Full RB



Date: 13.JUL.2014 11:53:27

Highest Band Edge / Full RB

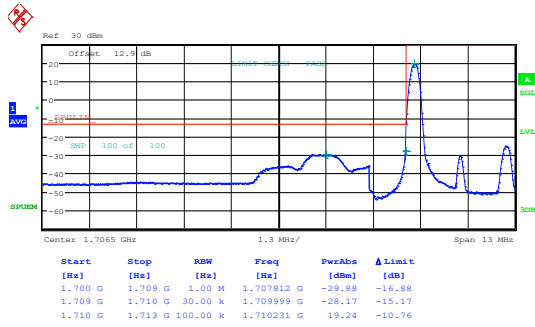


Date: 13.JUL.2014 12:02:18



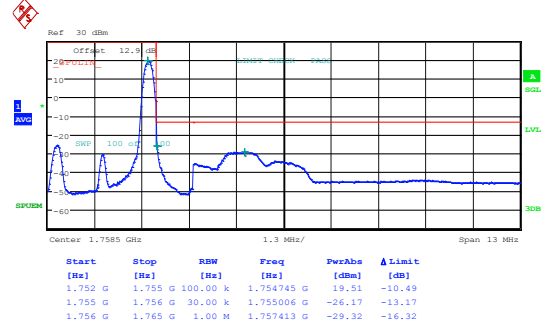
LTE Band 4 / 3MHz / 16QAM

Lowest Band Edge / 1 RB



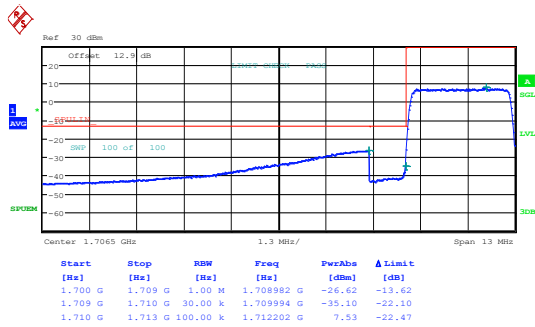
Date: 13.JUL.2014 11:52:42

Highest Band Edge / 1 RB



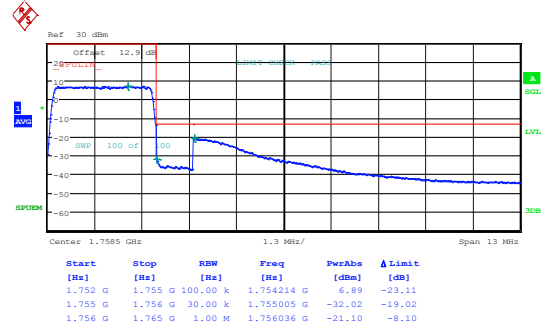
Date: 13.JUL.2014 12:01:34

Lowest Band Edge / Full RB



Date: 13.JUL.2014 11:54:12

Highest Band Edge / Full RB

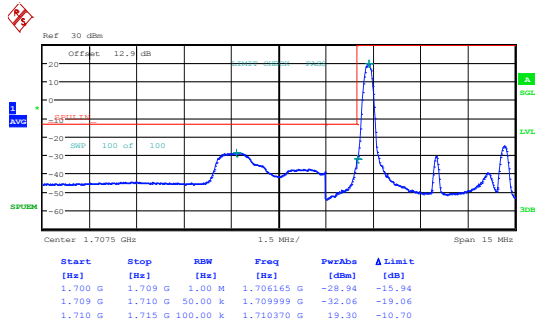


Date: 13.JUL.2014 12:03:03



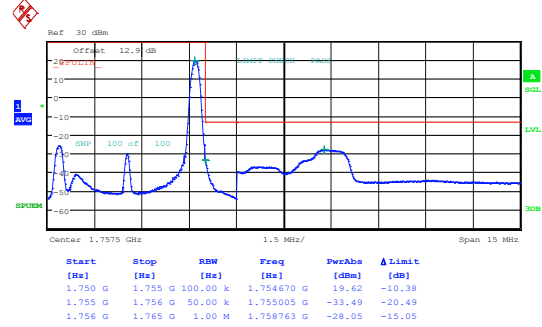
LTE Band 4 / 5MHz / QPSK

Lowest Band Edge / 1 RB



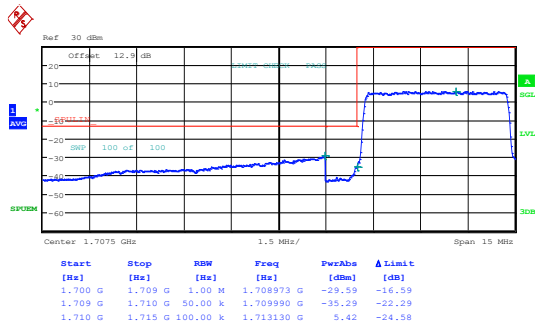
Date: 13.JUL.2014 12:06:48

Highest Band Edge / 1 RB



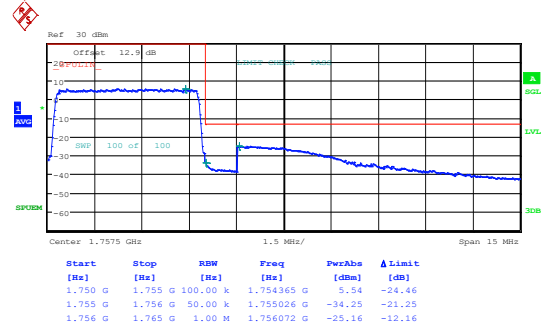
Date: 13.JUL.2014 12:40:50

Lowest Band Edge / Full RB



Date: 13.JUL.2014 12:08:18

Highest Band Edge / Full RB

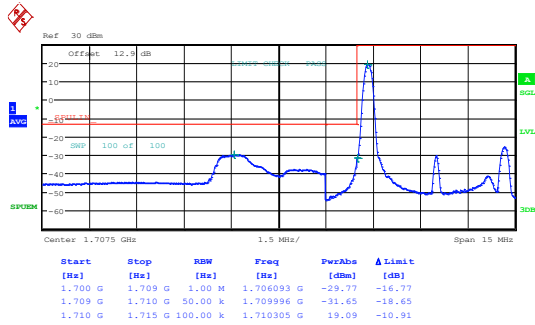


Date: 13.JUL.2014 12:42:19



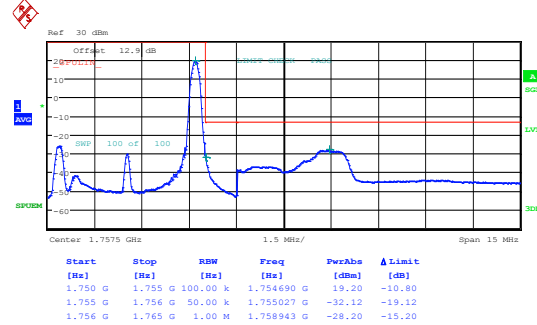
LTE Band 4 / 5MHz / 16QAM

Lowest Band Edge / 1RB



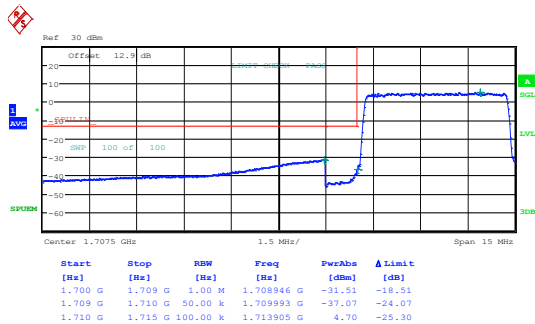
Date: 13.JUL.2014 12:07:33

Highest Band Edge / 1 RB



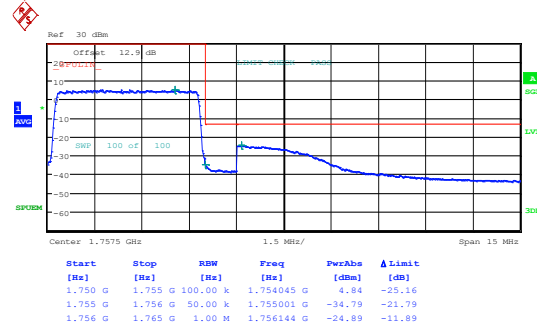
Date: 13.JUL.2014 12:41:35

Lowest Band Edge / Full RB



Date: 13.JUL.2014 12:09:02

Highest Band Edge / Full RB

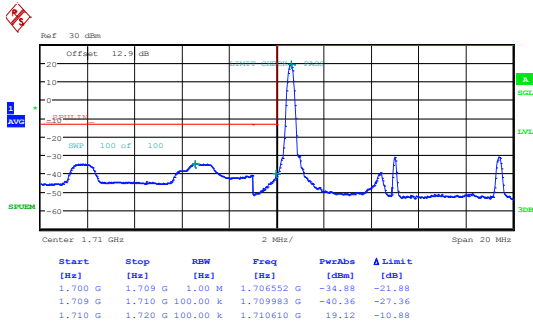


Date: 13.JUL.2014 12:43:04



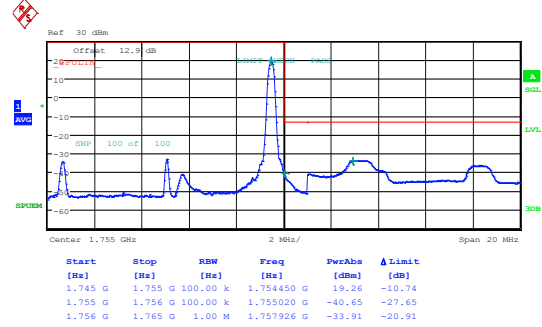
LTE Band 4 / 10MHz / QPSK

Lowest Band Edge / 1 RB



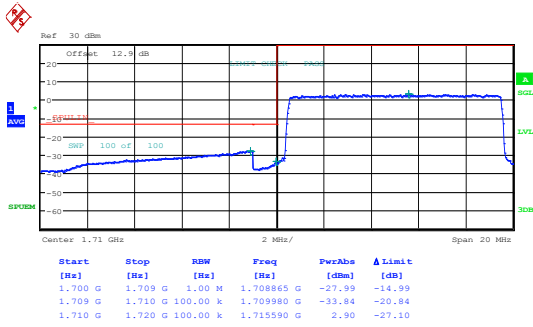
Date: 13.JUL.2014 12:46:49

Highest Band Edge / 1 RB



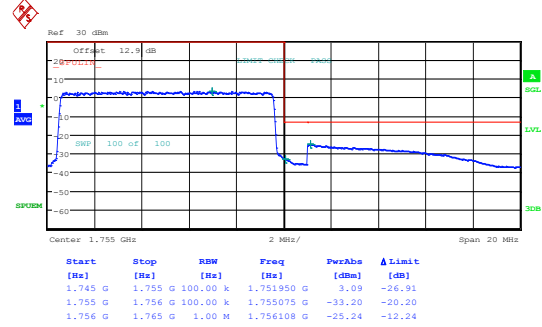
Date: 13.JUL.2014 12:55:41

Lowest Band Edge / Full RB



Date: 13.JUL.2014 12:48:19

Highest Band Edge / Full RB

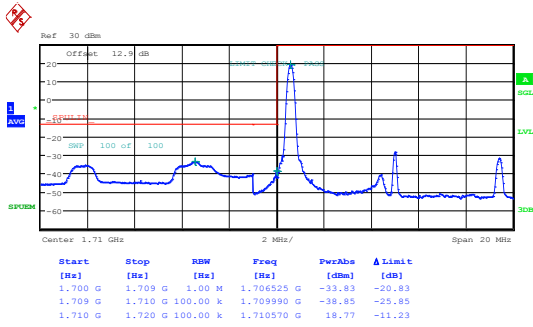


Date: 13.JUL.2014 12:57:11



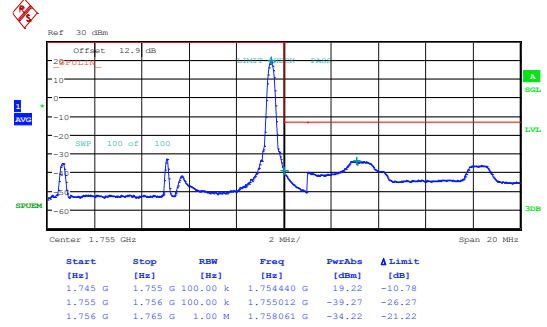
LTE Band 4 / 10MHz / 16QAM

Lowest Band Edge / 1 RB



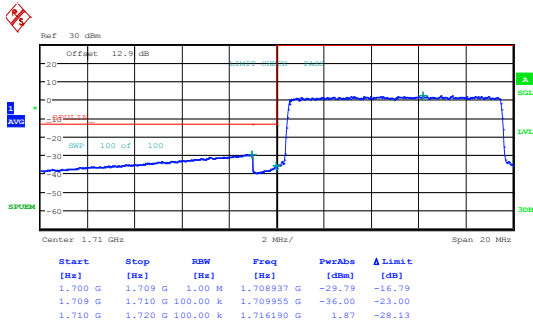
Date: 13.JUL.2014 12:47:34

Highest Band Edge / 1 RB



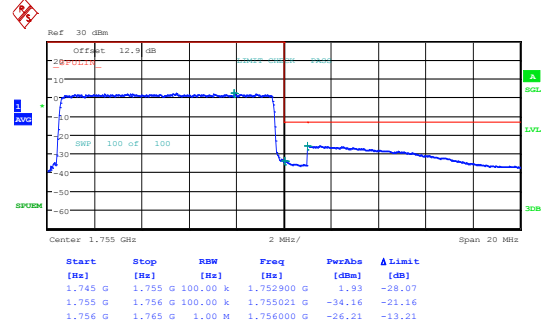
Date: 13.JUL.2014 12:56:26

Lowest Band Edge / Full RB



Date: 13.JUL.2014 12:49:04

Highest Band Edge / Full RB

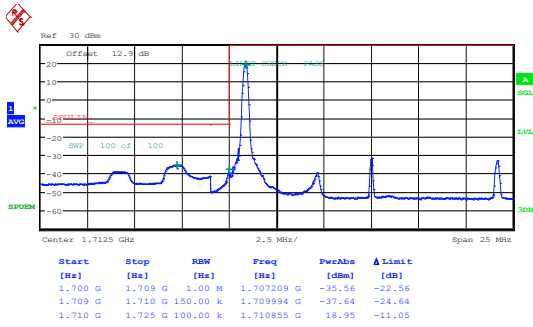


Date: 13.JUL.2014 12:57:55



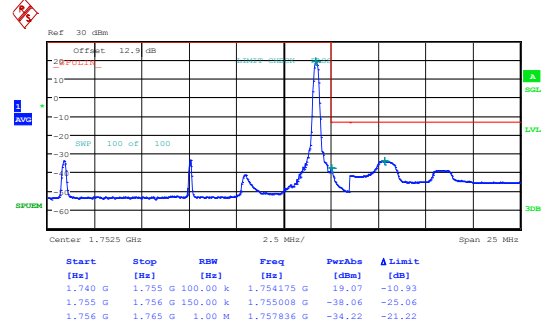
LTE Band 4 / 15MHz / QPSK

Lowest Band Edge / 1 RB



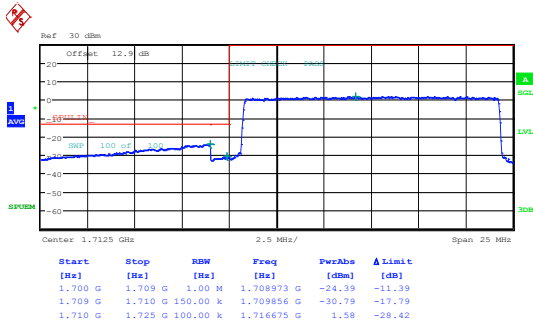
Date: 13.JUL.2014 13:01:41

Highest Band Edge / 1 RB



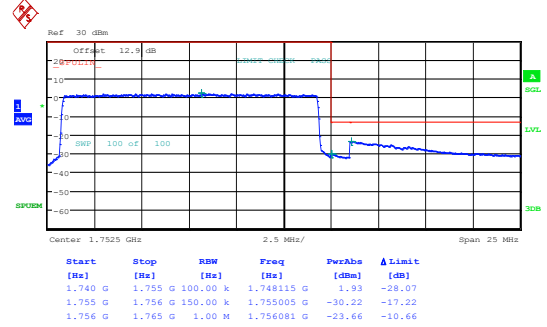
Date: 13.JUL.2014 13:10:33

Lowest Band Edge / Full RB



Date: 13.JUL.2014 13:03:11

Highest Band Edge / Full RB

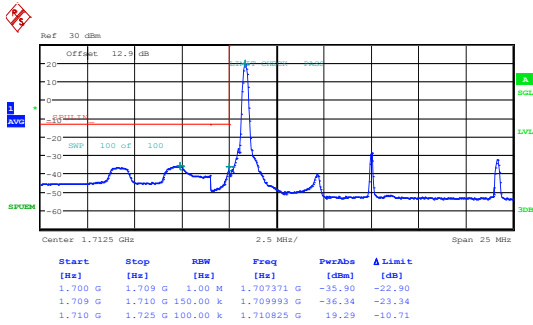


Date: 13.JUL.2014 13:12:03



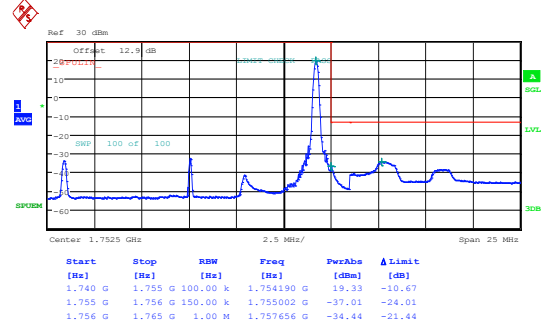
LTE Band 4 / 15MHz / 16QAM

Lowest Band Edge / 1 RB



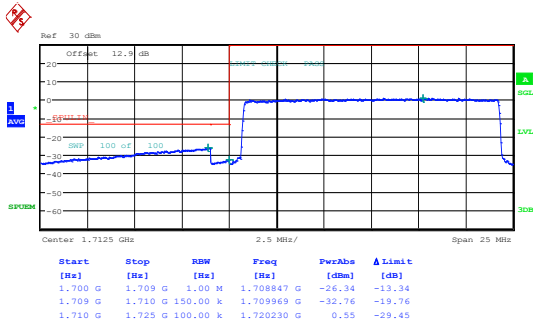
Date: 13.JUL.2014 13:02:26

Highest Band Edge / 1 RB



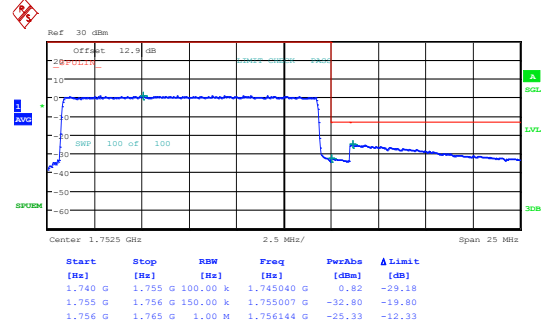
Date: 13.JUL.2014 13:11:18

Lowest Band Edge / Full RB



Date: 13.JUL.2014 13:03:56

Highest Band Edge / Full RB

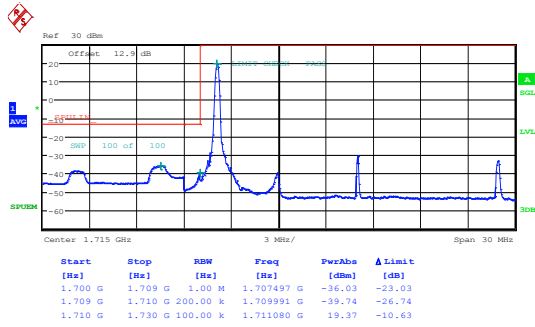


Date: 13.JUL.2014 13:12:48



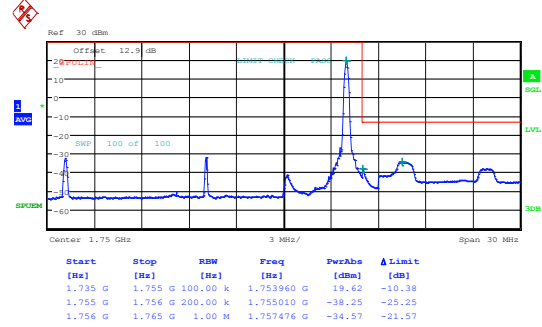
LTE Band 4 / 20MHz / QPSK

Lowest Band Edge / 1 RB



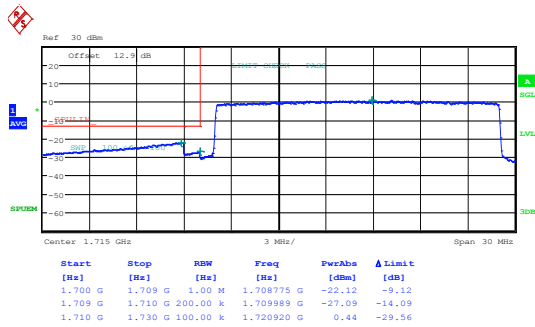
Date: 13.JUL.2014 13:16:33

Highest Band Edge / 1 RB



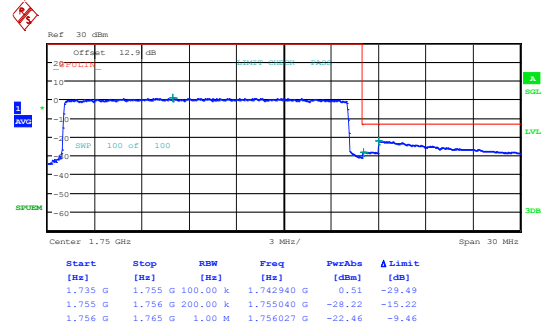
Date: 13.JUL.2014 13:25:27

Lowest Band Edge / Full RB



Date: 13.JUL.2014 13:18:03

Highest Band Edge / Full RB

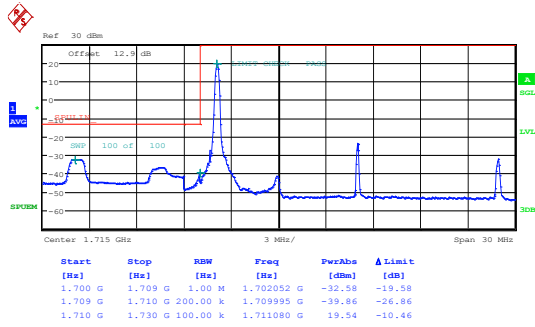


Date: 13.JUL.2014 13:26:56



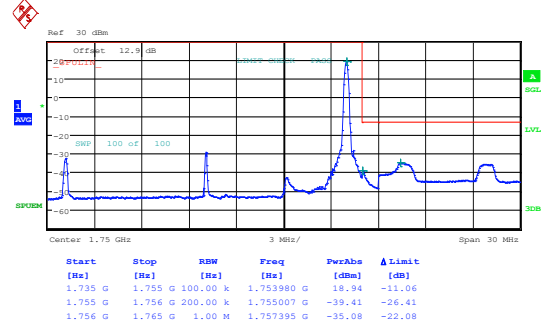
LTE Band 4 / 20MHz / 16QAM

Lowest Band Edge / 1 RB



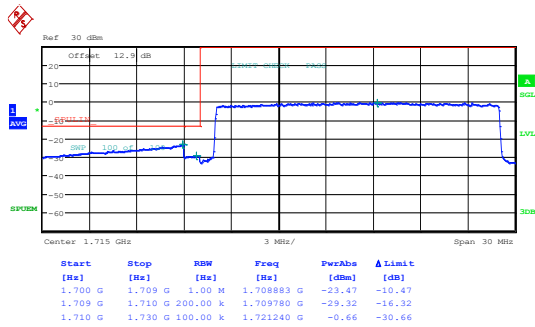
Date: 13.JUL.2014 13:17:18

Highest Band Edge / 1 RB



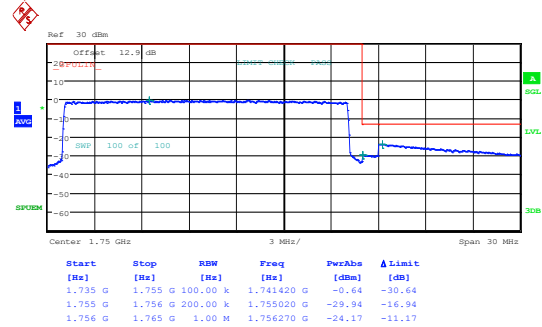
Date: 13.JUL.2014 13:26:11

Lowest Band Edge / Full RB



Date: 13.JUL.2014 13:18:48

Highest Band Edge / Full RB



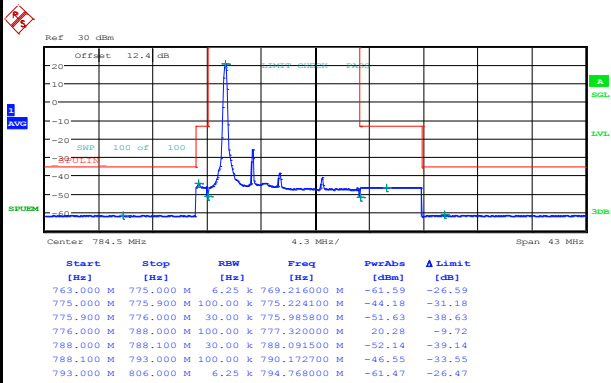
Date: 13.JUL.2014 13:27:41



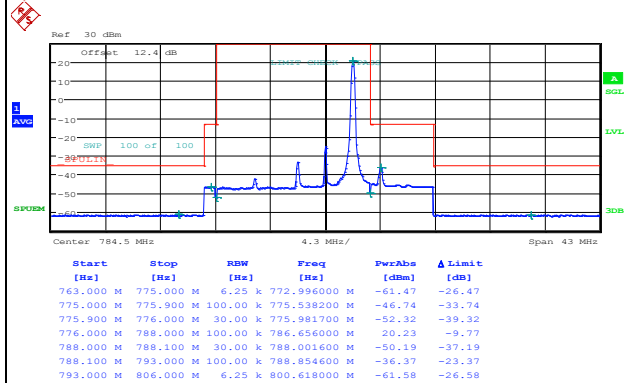
LTE Band 13 / 5MHz / QPSK

Lowest Band Edge / 1 RB

Highest Band Edge / 1 RB



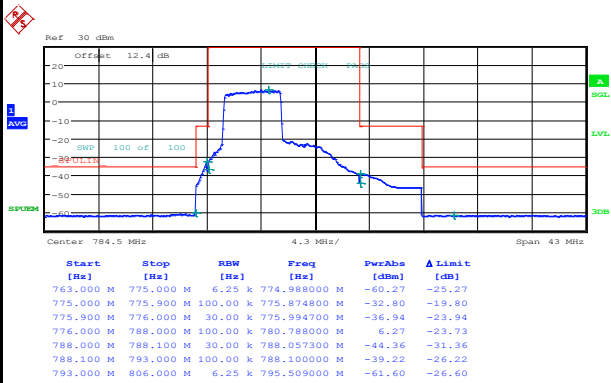
Date: 31.JUL.2014 16:55:04



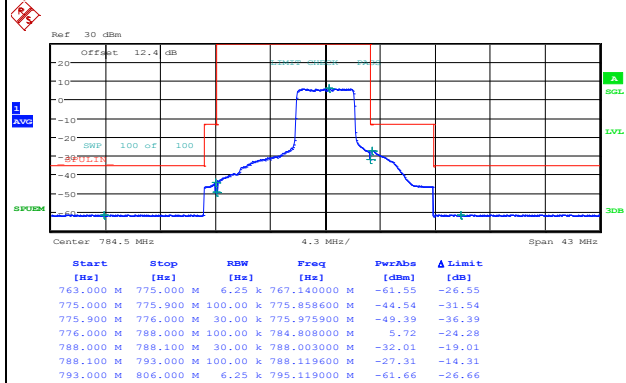
Date: 31.JUL.2014 17:14:02

Lowest Band Edge / Full RB

Highest Band Edge / Full RB



Date: 31.JUL.2014 17:02:49

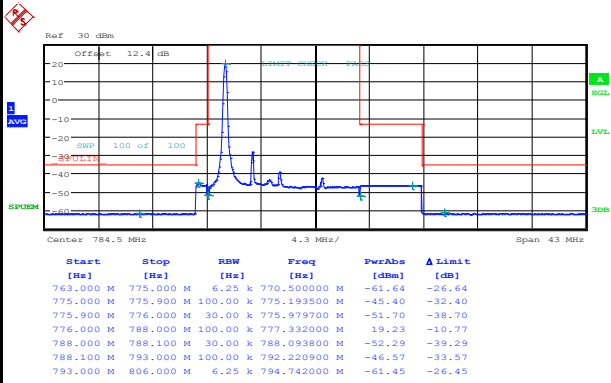


Date: 31.JUL.2014 17:05:52



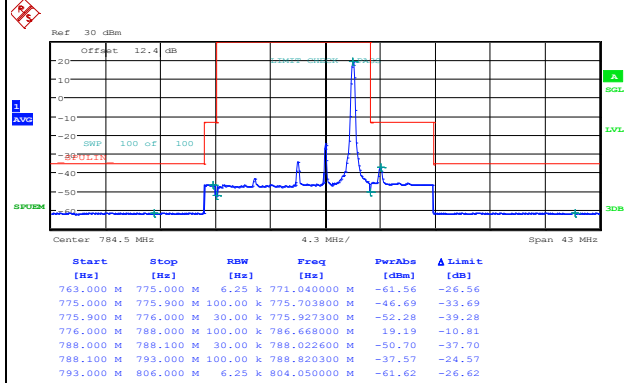
LTE Band 13 / 5MHz / 16QAM

Lowest Band Edge / 1RB



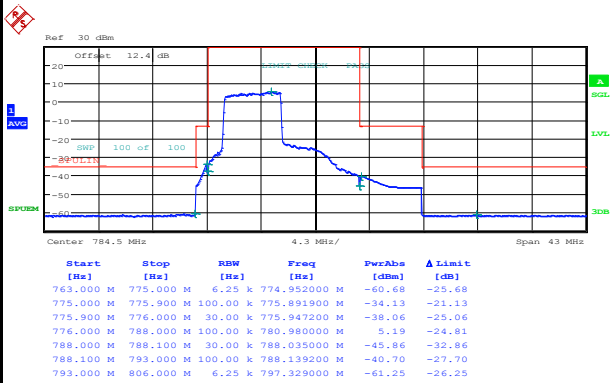
Date: 31.JUL.2014 16:57:44

Highest Band Edge / 1 RB



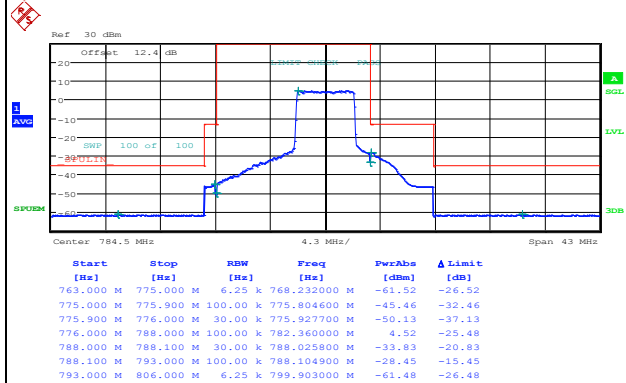
Date: 31.JUL.2014 17:11:44

Lowest Band Edge / Full RB



Date: 31.JUL.2014 17:00:10

Highest Band Edge / Full RB

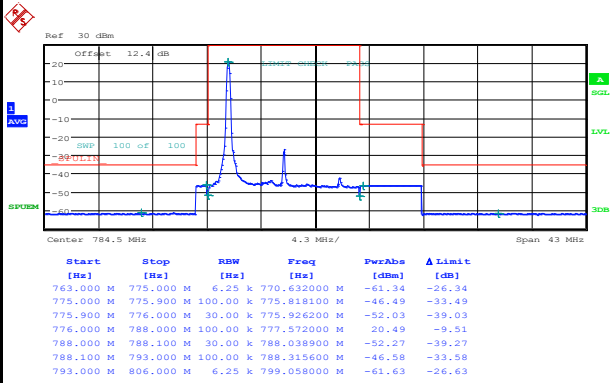


Date: 31.JUL.2014 17:08:14



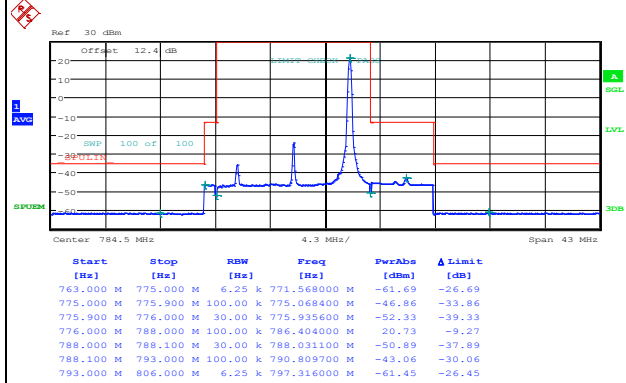
LTE Band 13 / 10MHz / QPSK

Middle Band Edge / 1 RB



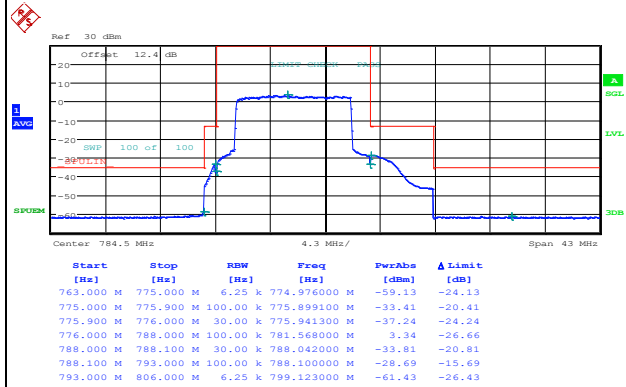
Date: 31.JUL.2014 17:17:15

Middle Band Edge / 1 RB



Date: 31.JUL.2014 17:24:43

Middle Band Edge / Full RB

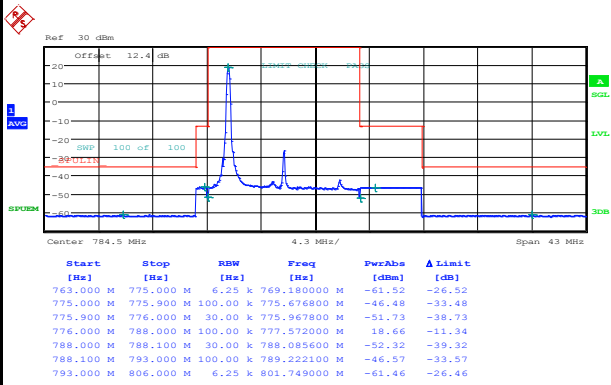


Date: 31.JUL.2014 17:27:10



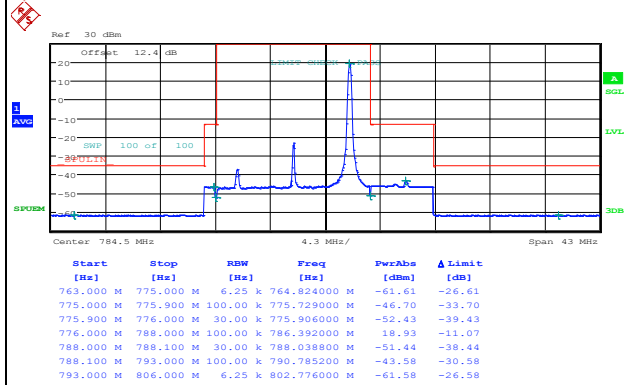
LTE Band 13 / 10MHz / 16QAM

Middle Band Edge / 1 RB



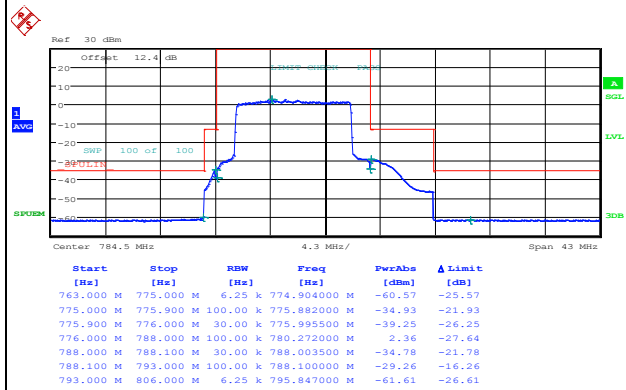
Date: 31.JUL.2014 17:19:36

Middle Band Edge / 1 RB



Date: 31.JUL.2014 17:22:19

Middle Band Edge / Full RB



Date: 31.JUL.2014 17:29:34



Conducted Spurious Emission

Mode	LTE Band 2 / 1.4MHz / QPSK						Limit
Frequency	30MHz~1GHz		1GHz~3GHz		3GHz~19.5GHz		-13dBm
RB Size:1RB	dBm	MHz	dBm	MHz	dBm	MHz	Result
Lower CH	-49.56	967.02	-45.73	2990.28	-39.6	18063.499	PASS
Middle CH	-49.5	944.71	-45.56	2998.92	-39.65	18057.001	
Higher CH	-49.51	940.83	-45.44	2997.84	-39.61	18050.501	
Mode	LTE Band 2 / 1.4MHz / 16QAM						Limit
Frequency	30MHz~1GHz		1GHz~3GHz		3GHz~19.5GHz		-13dBm
RB Size:1RB	dBm	MHz	dBm	MHz	dBm	MHz	Result
Lower CH	-49.53	966.05	-45.77	3000	-39.57	18063.499	PASS
Middle CH	-49.59	943.74	-45.77	2964.36	-39.68	18063.499	
Higher CH	-49.46	903	-45.73	2992.44	-39.61	18063.499	
Mode	LTE Band 2 / 3MHz / QPSK						Limit
Frequency	30MHz~1GHz		1GHz~3GHz		3GHz~19.5GHz		-13dBm
RB Size:1RB	dBm	MHz	dBm	MHz	dBm	MHz	Result
Lower CH	-49.56	944.71	-45.59	2992.44	-39.64	18063.499	PASS
Middle CH	-49.57	973.81	-45.7	2979.48	-39.6	18057.001	
Higher CH	-49.61	985.45	-45.77	2817.48	-39.64	18050.501	
Mode	LTE Band 2 / 3MHz / 16QAM						Limit
Frequency	30MHz~1GHz		1GHz~3GHz		3GHz~19.5GHz		-13dBm
RB Size:1RB	dBm	MHz	dBm	MHz	dBm	MHz	Result
Lower CH	-49.55	921.43	-45.57	2840.16	-39.52	18057.001	PASS
Middle CH	-49.66	919.49	-45.67	2996.76	-39.63	18057.001	
Higher CH	-49.58	947.62	-45.72	2997.84	-39.63	18050.501	



Mode	LTE Band 2 / 5MHz / QPSK						Limit
Frequency	30MHz~1GHz		1GHz~3GHz		3GHz~19.5GHz		-13dBm
RB Size:1RB	dBm	MHz	dBm	MHz	dBm	MHz	Result
Lower CH	-49.63	956.35	-45.77	2785.08	-39.56	18050.501	PASS
Middle CH	-49.56	959.26	-45.77	2835.84	-39.57	18057.001	
Higher CH	-49.55	928.22	-45.64	2996.76	-39.65	18057.001	

Mode	LTE Band 2 / 5MHz / 16QAM						Limit
Frequency	30MHz~1GHz		1GHz~3GHz		3GHz~19.5GHz		-13dBm
RB Size:1RB	dBm	MHz	dBm	MHz	dBm	MHz	Result
Lower CH	-49.55	941.8	-45.56	3000	-39.57	18050.501	PASS
Middle CH	-49.65	955.38	-45.45	2997.84	-39.65	18050.501	
Higher CH	-49.59	948.59	-45.78	2637.12	-39.62	18063.499	

Mode	LTE Band 2 / 10MHz / QPSK						Limit
Frequency	30MHz~1GHz		1GHz~3GHz		3GHz~19.5GHz		-13dBm
RB Size:1RB	dBm	MHz	dBm	MHz	dBm	MHz	Result
Lower CH	-49.58	978.66	-45.75	2997.84	-39.53	18050.501	PASS
Middle CH	-49.5	958.29	-45.72	2994.6	-39.65	18057.001	
Higher CH	-49.61	921.43	-45.78	2992.44	-39.57	18063.499	

Mode	LTE Band 2 / 10MHz / 16QAM						Limit
Frequency	30MHz~1GHz		1GHz~3GHz		3GHz~19.5GHz		-13dBm
RB Size:1RB	dBm	MHz	dBm	MHz	dBm	MHz	Result
Lower CH	-49.56	980.6	-45.67	2997.84	-39.67	18050.501	PASS
Middle CH	-49.56	932.1	-45.71	2993.52	-39.63	18063.499	
Higher CH	-49.67	905.91	-45.69	2996.76	-39.67	18057.001	



Mode	LTE Band 2 / 15MHz / QPSK						Limit
Frequency	30MHz~1GHz		1GHz~3GHz		3GHz~19.5GHz		-13dBm
RB Size:1RB	dBm	MHz	dBm	MHz	dBm	MHz	Result
Lower CH	-49.56	970.9	-45.71	2998.92	-39.49	18063.499	PASS
Middle CH	-49.66	937.92	-45.6	2997.84	-39.61	18050.501	
Higher CH	-49.56	888.45	-45.72	2817.48	-39.59	18044	

Mode	LTE Band 2 / 15MHz / 16QAM						Limit
Frequency	30MHz~1GHz		1GHz~3GHz		3GHz~19.5GHz		-13dBm
RB Size:1RB	dBm	MHz	dBm	MHz	dBm	MHz	Result
Lower CH	-49.51	919.49	-45.72	2995.68	-39.61	18063.499	PASS
Middle CH	-49.59	950.53	-45.66	2998.92	-39.66	18050.501	
Higher CH	-49.52	932.1	-45.68	2994.6	-39.5	18057.001	

Mode	LTE Band 2 / 20MHz / QPSK						Limit
Frequency	30MHz~1GHz		1GHz~3GHz		3GHz~19.5GHz		-13dBm
RB Size:1RB	dBm	MHz	dBm	MHz	dBm	MHz	Result
Lower CH	-49.4	945.68	-45.69	2994.6	-39.58	18050.501	PASS
Middle CH	-49.59	935.98	-45.76	2995.68	-39.61	18057.001	
Higher CH	-49.54	896.21	-45.62	2992.44	-39.59	18050.501	

Mode	LTE Band 2 / 20MHz / 16QAM						Limit
Frequency	30MHz~1GHz		1GHz~3GHz		3GHz~19.5GHz		-13dBm
RB Size:1RB	dBm	MHz	dBm	MHz	dBm	MHz	Result
Lower CH	-49.58	903.97	-45.61	2998.92	-39.63	18050.501	PASS
Middle CH	-49.55	947.62	-45.75	2817.48	-39.59	18070	
Higher CH	-49.52	935.01	-45.81	2998.92	-39.58	18057.001	



Mode	LTE Band 4 / 1.4MHz / QPSK						Limit
Frequency	30MHz~1GHz		1GHz~3GHz		3GHz~18GHz		-13dBm
RB Size:1RB	dBm	MHz	dBm	MHz	dBm	MHz	Result
Lower CH	-49.65	900.09	-45.68	2995.06	-40.14	17654.999	PASS
Middle CH	-49.51	944.71	-45.72	2979.005	-40.12	17920	
Higher CH	-49.59	963.14	-45.77	2807.34	-40.11	17650	

Mode	LTE Band 4 / 1.4MHz / 16QAM						Limit
Frequency	30MHz~1GHz		1GHz~3GHz		3GHz~18GHz		-13dBm
RB Size:1RB	dBm	MHz	dBm	MHz	dBm	MHz	Result
Lower CH	-49.62	929.19	-45.55	2991.355	-40.1	17995	PASS
Middle CH	-49.6	947.62	-45.67	2995.06	-40.15	17995	
Higher CH	-49.61	968.96	-45.7	2996.295	-40.07	17645.001	

Mode	LTE Band 4 / 3MHz / QPSK						Limit
Frequency	30MHz~1GHz		1GHz~3GHz		3GHz~18GHz		-13dBm
RB Size:1RB	dBm	MHz	dBm	MHz	dBm	MHz	Result
Lower CH	-49.59	922.4	-45.76	2809.81	-40.14	17930	PASS
Middle CH	-49.57	939.86	-45.66	3000	-40.06	17664.999	
Higher CH	-49.58	962.17	-45.61	2993.825	-40.11	17645.001	

Mode	LTE Band 4 / 3MHz / 16QAM						Limit
Frequency	30MHz~1GHz		1GHz~3GHz		3GHz~18GHz		-13dBm
RB Size:1RB	dBm	MHz	dBm	MHz	dBm	MHz	Result
Lower CH	-49.63	913.67	-45.73	2997.53	-40.14	17654.999	PASS
Middle CH	-49.62	929.19	-45.59	2997.53	-40.06	17995	
Higher CH	-49.54	986.42	-45.71	2982.71	-40.13	17650	



Mode	LTE Band 4 / 5MHz / QPSK						Limit
Frequency	30MHz~1GHz		1GHz~3GHz		3GHz~18GHz		-13dBm
RB Size:1RB	dBm	MHz	dBm	MHz	dBm	MHz	Result
Lower CH	-49.57	949.56	-45.71	2997.53	-40.12	17995	PASS
Middle CH	-49.6	915.61	-45.72	3000	-40.13	17654.999	
Higher CH	-49.63	957.32	-45.75	2993.825	-40.18	17650	

Mode	LTE Band 4 / 5MHz / 16QAM						Limit
Frequency	30MHz~1GHz		1GHz~3GHz		3GHz~18GHz		-13dBm
RB Size:1RB	dBm	MHz	dBm	MHz	dBm	MHz	Result
Lower CH	-49.61	949.56	-45.64	2997.53	-40.12	17654.999	PASS
Middle CH	-49.6	953.44	-45.71	2998.765	-40.11	17639.999	
Higher CH	-49.53	913.67	-45.68	2996.295	-40.08	17664.999	

Mode	LTE Band 4 / 10MHz / QPSK						Limit
Frequency	30MHz~1GHz		1GHz~3GHz		3GHz~18GHz		-13dBm
RB Size:1RB	dBm	MHz	dBm	MHz	dBm	MHz	Result
Lower CH	-49.56	896.21	-45.73	2807.34	-40.14	17664.999	PASS
Middle CH	-49.55	913.67	-45.82	2988.885	-40.07	17620.001	
Higher CH	-49.61	899.12	-45.63	2975.3	-40.08	17625	

Mode	LTE Band 4 / 10MHz / 16QAM						Limit
Frequency	30MHz~1GHz		1GHz~3GHz		3GHz~18GHz		-13dBm
RB Size:1RB	dBm	MHz	dBm	MHz	dBm	MHz	Result
Lower CH	-49.59	951.5	-45.79	2996.295	-40.09	17629.999	PASS
Middle CH	-49.64	899.12	-45.87	2588.745	-40.08	17645.001	
Higher CH	-49.46	927.25	-45.82	2986.415	-40.11	17645.001	



Mode	LTE Band 4 / 15MHz / QPSK						Limit
Frequency	30MHz~1GHz		1GHz~3GHz		3GHz~18GHz		-13dBm
RB Size:1RB	dBm	MHz	dBm	MHz	dBm	MHz	Result
Lower CH	-49.62	961.2	-39.51	1697.9	-40.06	17635	PASS
Middle CH	-49.6	924.34	-45.58	2996.295	-40.12	17629.999	
Higher CH	-49.62	938.89	-45.7	2808.575	-40.07	17930	

Mode	LTE Band 4 / 15MHz / 16QAM						Limit
Frequency	30MHz~1GHz		1GHz~3GHz		3GHz~18GHz		-13dBm
RB Size:1RB	dBm	MHz	dBm	MHz	dBm	MHz	Result
Lower CH	-49.47	928.22	-39.66	1697.9	-40.16	17635	PASS
Middle CH	-49.58	957.32	-45.77	2992.59	-40.05	17654.999	
Higher CH	-49.54	932.1	-45.77	2822.16	-40.11	17654.999	

Mode	LTE Band 4 / 20MHz / QPSK						Limit
Frequency	30MHz~1GHz		1GHz~3GHz		3GHz~18GHz		-13dBm
RB Size:1RB	dBm	MHz	dBm	MHz	dBm	MHz	Result
Lower CH	-49.56	935.01	-41.03	1693.7	-40.17	17915.001	PASS
Middle CH	-49.58	905.91	-45.78	2995.06	-40.08	17650	
Higher CH	-49.59	921.43	-45.64	2997.53	-40.12	17629.999	

Mode	LTE Band 4 / 20MHz / 16QAM						Limit
Frequency	30MHz~1GHz		1GHz~3GHz		3GHz~18GHz		-13dBm
RB Size:1RB	dBm	MHz	dBm	MHz	dBm	MHz	Result
Lower CH	-49.6	949.56	-40.93	1693.7	-40.09	17660	PASS
Middle CH	-49.58	950.53	-45.77	2997.53	-40.09	17635	
Higher CH	-49.54	947.62	-45.71	2998.765	-40.12	17995	



Mode	LTE Band 13 / 5MHz / QPSK						Limit
Frequency	30MHz~1GHz		1GHz~3GHz		3GHz~8GHz		-13dBm
RB Size:1RB	dBm	MHz	dBm	MHz	dBm	MHz	Result
Lower CH	-59.29	954.798	-46.17	1556	-43.91	3510	PASS
Middle CH	-59.26	903.776	-44.13	1560	-43.9	3505	
Higher CH	-59.4	930.548	-45.61	1566	-43.91	3515	

Mode	LTE Band 13 / 5MHz / 16QAM						Limit
Frequency	30MHz~1GHz		1GHz~3GHz		3GHz~8GHz		-13dBm
RB Size:1RB	dBm	MHz	dBm	MHz	dBm	MHz	Result
Lower CH	-59.36	971.094	-45.97	1556	-43.96	3515	PASS
Middle CH	-59.46	931.13	-44.43	1560	-43.91	3505	
Higher CH	-59.46	906.298	-45.87	1566	-43.91	3500	

Mode	LTE Band 13 / 10MHz / QPSK						Limit
Frequency	30MHz~1GHz		1GHz~3GHz		3GHz~8GHz		-13dBm
RB Size:1RB	dBm	MHz	dBm	MHz	dBm	MHz	Result
Lower CH	-	-	-	-	-	-	PASS
Middle CH	-59.35	245.502	-44.13	1556	-43.93	3495	
Higher CH	-	-	-	-	-	-	

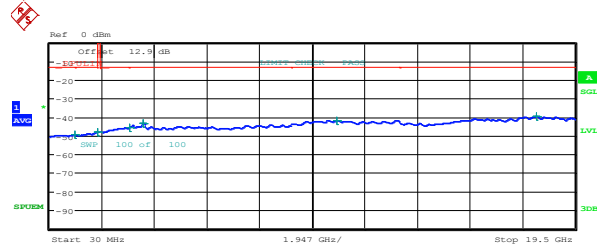
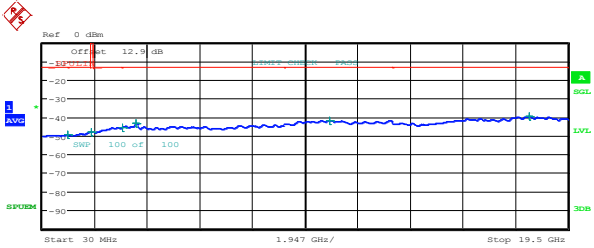
Mode	LTE Band 13 / 10MHz / 16QAM						Limit
Frequency	30MHz~1GHz		1GHz~3GHz		3GHz~8GHz		-13dBm
RB Size:1RB	dBm	MHz	dBm	MHz	dBm	MHz	Result
Lower CH	-	-	-	-	-	-	PASS
Middle CH	-59.36	955.768	-45.95	1556	-44.03	7330	
Higher CH	-	-	-	-	-	-	



LTE Band 2 / 1.4MHz

Lowest Channel / QPSK

Lowest Channel / 16QAM



Start [Hz]	Stop [Hz]	RBW [Hz]	Freq [Hz]	PwrAbs [dBm]	Δ Limit [dB]
30.000 M	1.000 G	1.00 M	967.020000 M	-49.56	-36.56
1.000 G	1.840 G	1.00 M	1.833280 G	-48.00	-35.00
1.920 G	3.000 G	1.00 M	2.990280 G	-45.73	-32.73
3.000 G	9.000 G	1.00 M	3.504000 G	-43.43	-30.43
9.000 G	13.000 G	1.00 M	10.680000 G	-41.81	-28.81
13.000 G	19.500 G	1.00 M	18.063500 G	-39.60	-26.60

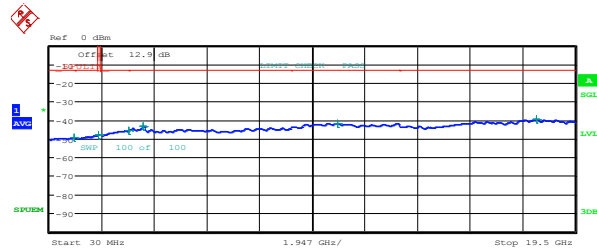
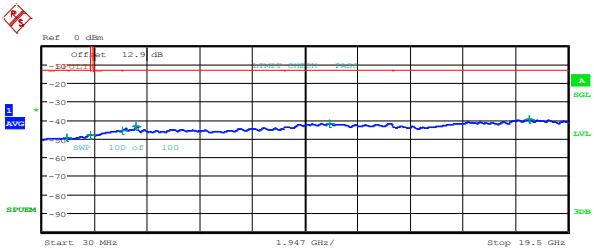
Start [Hz]	Stop [Hz]	RBW [Hz]	Freq [Hz]	PwrAbs [dBm]	Δ Limit [dB]
30.000 M	1.000 G	1.00 M	966.050000 M	-49.53	-36.53
1.000 G	1.840 G	1.00 M	1.798000 G	-48.16	-35.16
1.920 G	3.000 G	1.00 M	3.000000 G	-45.77	-32.77
3.000 G	9.000 G	1.00 M	3.504000 G	-43.48	-30.48
9.000 G	13.000 G	1.00 M	10.680000 G	-41.84	-28.84
13.000 G	19.500 G	1.00 M	18.063500 G	-39.57	-26.57

Date: 13.JUL.2014 09:59:08

Date: 13.JUL.2014 10:00:06

Middle Channel / QPSK

Middle Channel / 16QAM



Start [Hz]	Stop [Hz]	RBW [Hz]	Freq [Hz]	PwrAbs [dBm]	Δ Limit [dB]
30.000 M	1.000 G	1.00 M	944.710000 M	-49.50	-36.50
1.000 G	1.840 G	1.00 M	1.820680 G	-48.01	-35.01
1.920 G	3.000 G	1.00 M	2.998920 G	-45.56	-32.56
3.000 G	9.000 G	1.00 M	3.504000 G	-43.47	-30.47
9.000 G	13.000 G	1.00 M	10.680000 G	-41.82	-28.82
13.000 G	19.500 G	1.00 M	18.057000 G	-39.65	-26.65

Start [Hz]	Stop [Hz]	RBW [Hz]	Freq [Hz]	PwrAbs [dBm]	Δ Limit [dB]
30.000 M	1.000 G	1.00 M	943.740000 M	-49.59	-36.59
1.000 G	1.840 G	1.00 M	1.833280 G	-48.08	-35.08
1.920 G	3.000 G	1.00 M	2.964360 G	-45.77	-32.77
3.000 G	9.000 G	1.00 M	3.504000 G	-43.49	-30.49
9.000 G	13.000 G	1.00 M	10.692000 G	-41.83	-28.83
13.000 G	19.500 G	1.00 M	18.063500 G	-39.68	-26.68

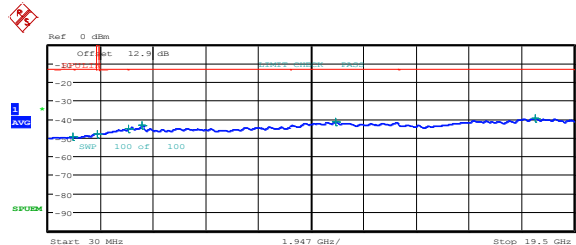
Date: 13.JUL.2014 10:02:04

Date: 13.JUL.2014 10:03:02



LTE Band 2 / 1.4MHz

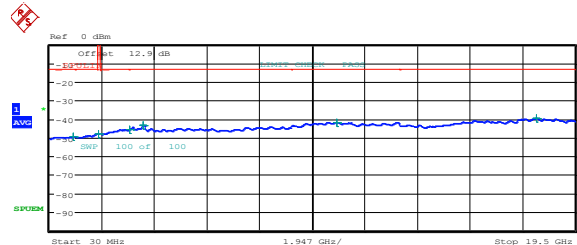
Highest Channel / QPSK



Start [Hz]	Stop [Hz]	RBW [Hz]	Freq [Hz]	PwrAbs [dBm]	Δ Limit [dB]
30.000 M	1.000 G	1.00 M	940.830000 M	-49.51	-36.51
1.000 G	1.840 G	1.00 M	1.832440 G	-48.07	-35.07
1.920 G	3.000 G	1.00 M	2.997840 G	-45.44	-32.44
3.000 G	9.000 G	1.00 M	3.504000 G	-43.46	-30.46
9.000 G	13.000 G	1.00 M	10.680000 G	-41.78	-28.78
13.000 G	19.500 G	1.00 M	18.050500 G	-39.61	-26.61

Date: 13.JUL.2014 10:07:59

Highest Channel / 16QAM

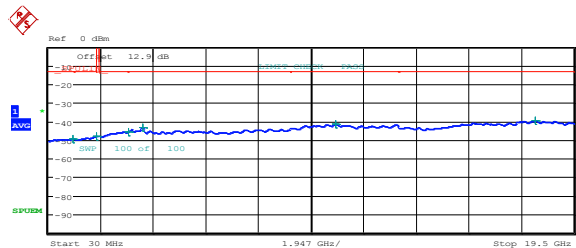


Start [Hz]	Stop [Hz]	RBW [Hz]	Freq [Hz]	PwrAbs [dBm]	Δ Limit [dB]
30.000 M	1.000 G	1.00 M	903.000000 M	-49.46	-36.46
1.000 G	1.840 G	1.00 M	1.836640 G	-47.93	-34.93
1.920 G	3.000 G	1.00 M	2.992440 G	-45.73	-32.73
3.000 G	9.000 G	1.00 M	3.504000 G	-43.47	-30.47
9.000 G	13.000 G	1.00 M	10.684000 G	-41.83	-28.83
13.000 G	19.500 G	1.00 M	18.063500 G	-39.61	-26.61

Date: 13.JUL.2014 10:08:57

LTE Band 2 / 3MHz

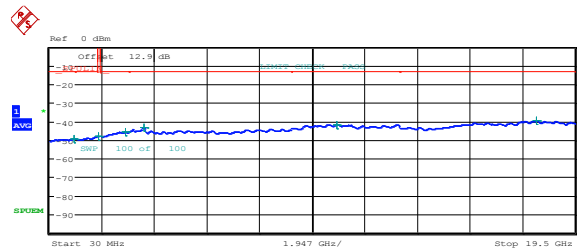
Lowest Channel / QPSK



Start [Hz]	Stop [Hz]	RBW [Hz]	Freq [Hz]	PwrAbs [dBm]	Δ Limit [dB]
30.000 M	1.000 G	1.00 M	944.710000 M	-49.56	-36.56
1.000 G	1.840 G	1.00 M	1.823200 G	-48.05	-35.05
1.920 G	3.000 G	1.00 M	2.992440 G	-45.59	-32.59
3.000 G	9.000 G	1.00 M	3.516000 G	-43.46	-30.46
9.000 G	13.000 G	1.00 M	10.672000 G	-41.72	-28.72
13.000 G	19.500 G	1.00 M	18.063500 G	-39.64	-26.64

Date: 13.JUL.2014 10:15:56

Lowest Channel / 16QAM



Start [Hz]	Stop [Hz]	RBW [Hz]	Freq [Hz]	PwrAbs [dBm]	Δ Limit [dB]
30.000 M	1.000 G	1.00 M	921.430000 M	-49.55	-36.55
1.000 G	1.840 G	1.00 M	1.833280 G	-48.02	-35.02
1.920 G	3.000 G	1.00 M	2.840160 G	-45.57	-32.57
3.000 G	9.000 G	1.00 M	3.516000 G	-43.48	-30.48
9.000 G	13.000 G	1.00 M	10.684000 G	-41.82	-28.82
13.000 G	19.500 G	1.00 M	18.057000 G	-39.52	-26.52

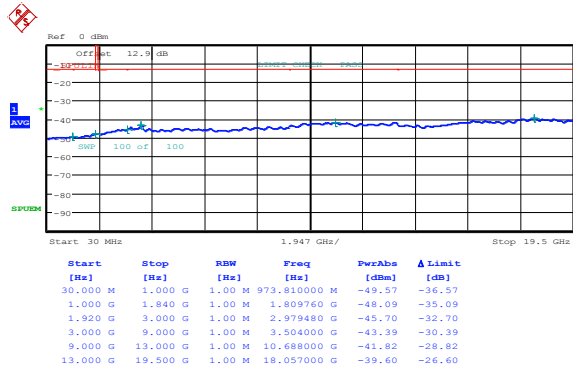
Date: 13.JUL.2014 10:16:54



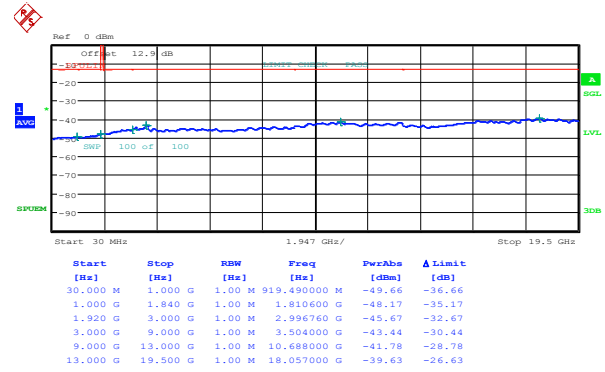
LTE Band 2 / 3MHz

Middle Channel / QPSK

Middle Channel / 16QAM



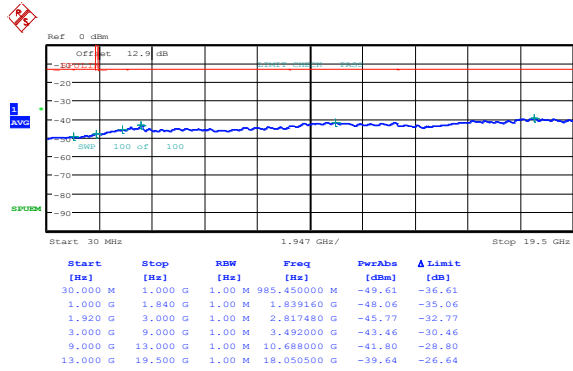
Date: 13.JUL.2014 10:18:52



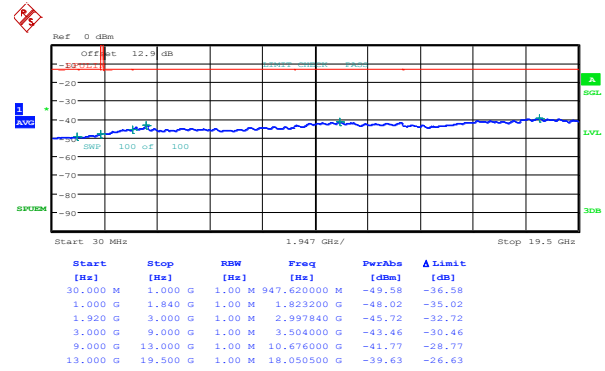
Date: 13.JUL.2014 10:19:50

Highest Channel / QPSK

Highest Channel / 16QAM



Date: 13.JUL.2014 10:24:48



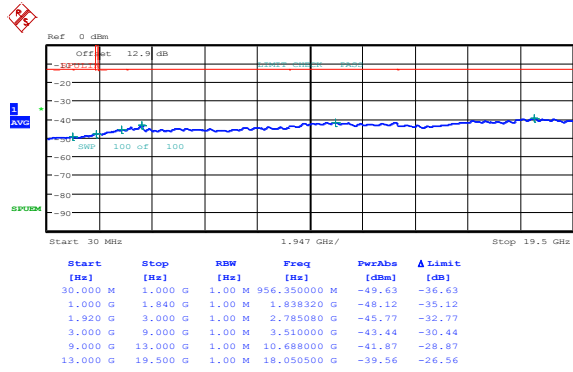
Date: 13.JUL.2014 10:25:46



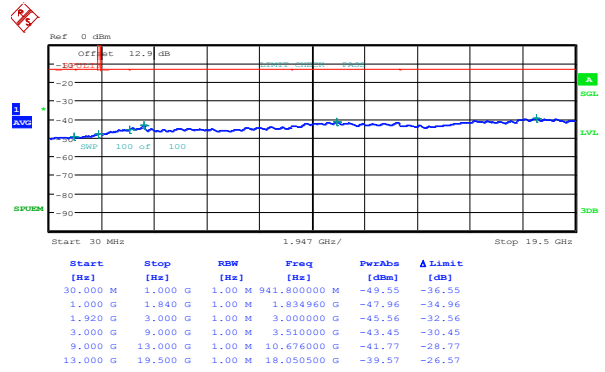
LTE Band 2 / 5MHz

Lowest Channel / QPSK

Lowest Channel / 16QAM



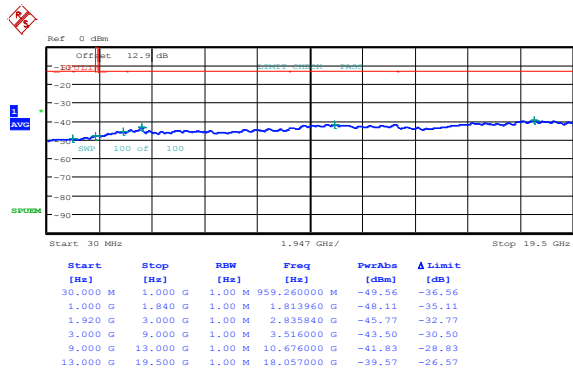
Date: 13.JUL.2014 10:30:47



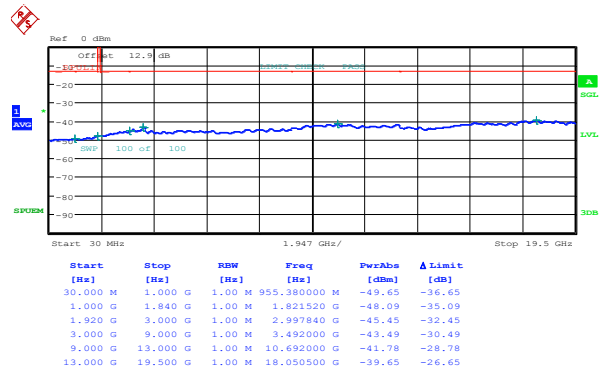
Date: 13.JUL.2014 10:31:45

Middle Channel / QPSK

Middle Channel / 16QAM



Date: 13.JUL.2014 10:33:43

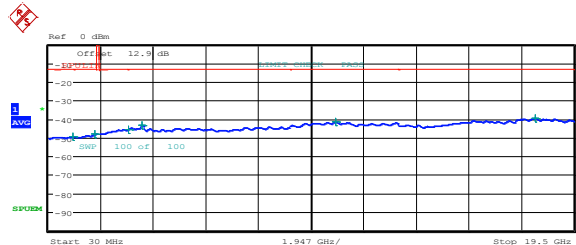


Date: 13.JUL.2014 10:34:41



LTE Band 2 / 5MHz

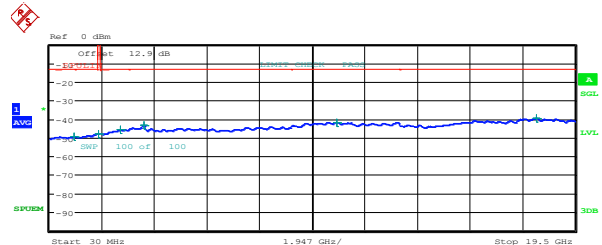
Highest Channel / QPSK



Start [Hz]	Stop [Hz]	RBW [Hz]	Freq [Hz]	PwrAbs [dBm]	Δ Limit [dB]
30.000 M	1.000 G	1.00 M	928.220000 M	-49.55	-36.55
1.000 G	1.840 G	1.00 M	1.761040 G	-47.95	-34.95
1.920 G	3.000 G	1.00 M	2.996760 G	-45.64	-32.64
3.000 G	9.000 G	1.00 M	3.504000 G	-43.46	-30.46
9.000 G	13.000 G	1.00 M	10.680000 G	-41.76	-28.76
13.000 G	19.500 G	1.00 M	18.057000 G	-39.65	-26.65

Date: 13.JUL.2014 10:39:39

Highest Channel / 16QAM

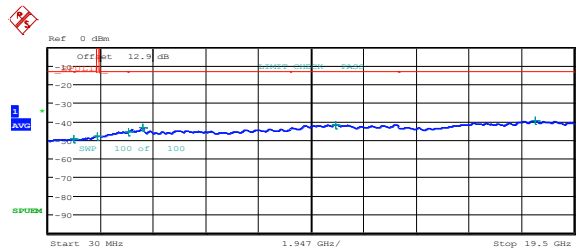


Start [Hz]	Stop [Hz]	RBW [Hz]	Freq [Hz]	PwrAbs [dBm]	Δ Limit [dB]
30.000 M	1.000 G	1.00 M	948.590000 M	-49.59	-36.59
1.000 G	1.840 G	1.00 M	1.834120 G	-48.10	-35.10
1.920 G	3.000 G	1.00 M	2.637120 G	-45.78	-32.78
3.000 G	9.000 G	1.00 M	3.516000 G	-43.43	-30.43
9.000 G	13.000 G	1.00 M	10.672000 G	-41.81	-29.81
13.000 G	19.500 G	1.00 M	18.063500 G	-39.62	-26.62

Date: 13.JUL.2014 10:40:37

LTE Band 2 / 10MHz

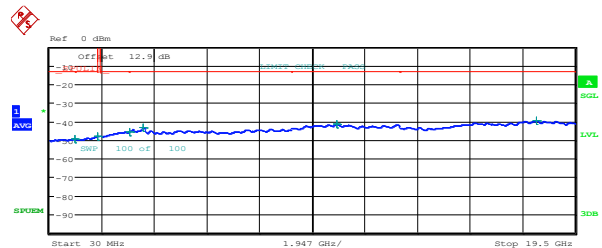
Lowest Channel / QPSK



Start [Hz]	Stop [Hz]	RBW [Hz]	Freq [Hz]	PwrAbs [dBm]	Δ Limit [dB]
30.000 M	1.000 G	1.00 M	978.660000 M	-49.58	-36.58
1.000 G	1.840 G	1.00 M	1.834120 G	-48.16	-35.16
1.920 G	3.000 G	1.00 M	2.997840 G	-45.75	-32.75
3.000 G	9.000 G	1.00 M	3.510000 G	-43.49	-30.49
9.000 G	13.000 G	1.00 M	10.668000 G	-41.85	-28.85
13.000 G	19.500 G	1.00 M	18.050500 G	-39.53	-26.53

Date: 13.JUL.2014 10:45:38

Lowest Channel / 16QAM



Start [Hz]	Stop [Hz]	RBW [Hz]	Freq [Hz]	PwrAbs [dBm]	Δ Limit [dB]
30.000 M	1.000 G	1.00 M	980.600000 M	-49.56	-36.56
1.000 G	1.840 G	1.00 M	1.811440 G	-48.06	-35.06
1.920 G	3.000 G	1.00 M	2.997840 G	-45.67	-32.67
3.000 G	9.000 G	1.00 M	3.498000 G	-43.44	-30.44
9.000 G	13.000 G	1.00 M	10.676000 G	-41.70	-28.70
13.000 G	19.500 G	1.00 M	18.050500 G	-39.67	-26.67

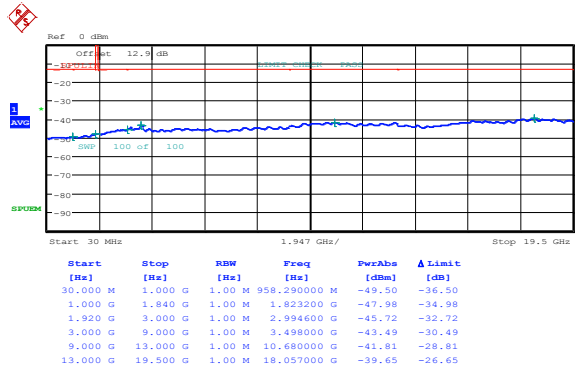
Date: 13.JUL.2014 10:46:36



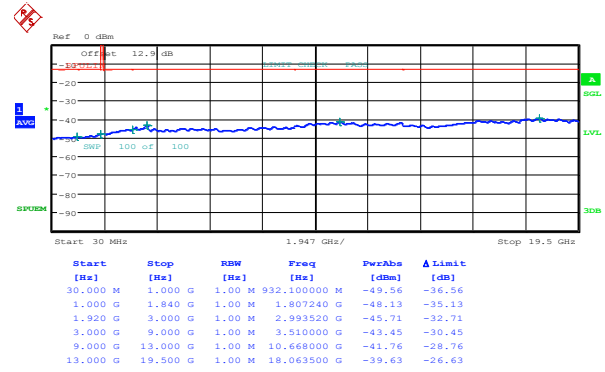
LTE Band 2 / 10MHz

Middle Channel / QPSK

Middle Channel / 16QAM



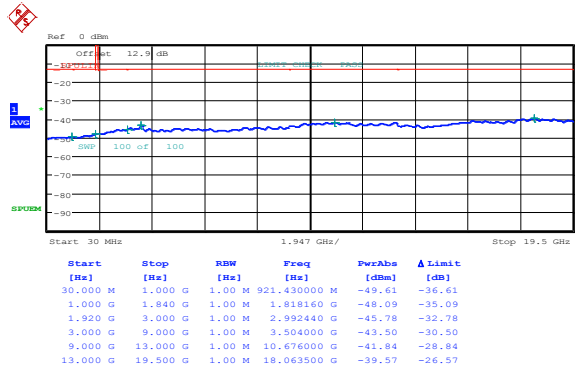
Date: 13.JUL.2014 10:48:34



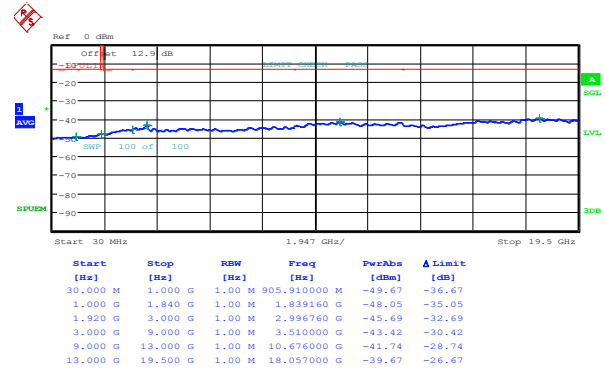
Date: 13.JUL.2014 10:49:33

Highest Channel / QPSK

Highest Channel / 16QAM



Date: 13.JUL.2014 10:54:30



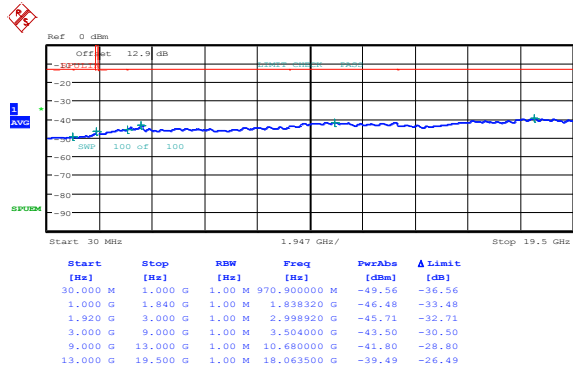
Date: 13.JUL.2014 10:55:28



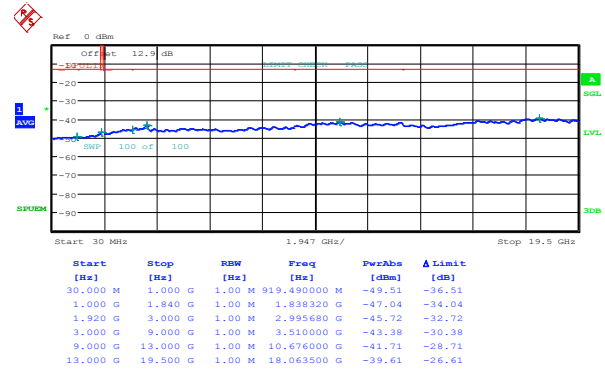
LTE Band 2 / 15MHz

Lowest Channel / QPSK

Lowest Channel / 16QAM



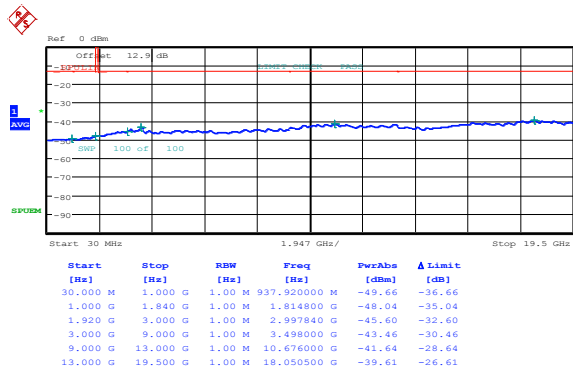
Date: 13.JUL.2014 11:00:30



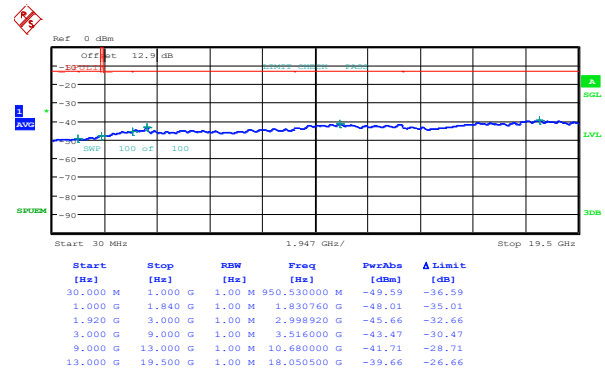
Date: 13.JUL.2014 11:01:30

Middle Channel / QPSK

Middle Channel / 16QAM



Date: 13.JUL.2014 11:03:29

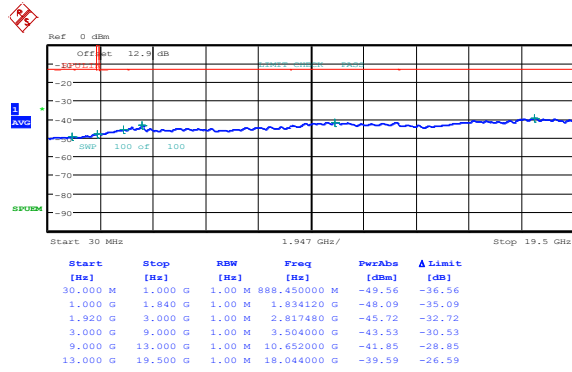


Date: 13.JUL.2014 11:04:27



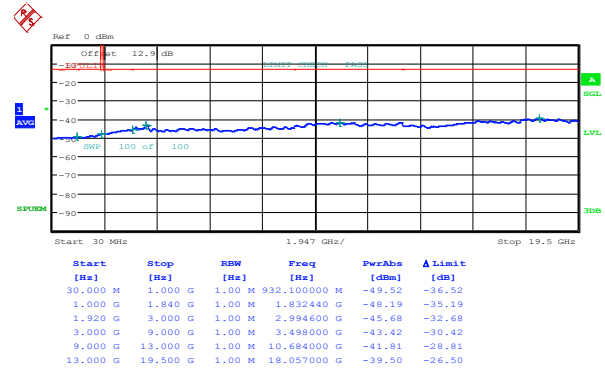
LTE Band 2 / 15MHz

Highest Channel / QPSK



Date: 13.JUL.2014 11:09:25

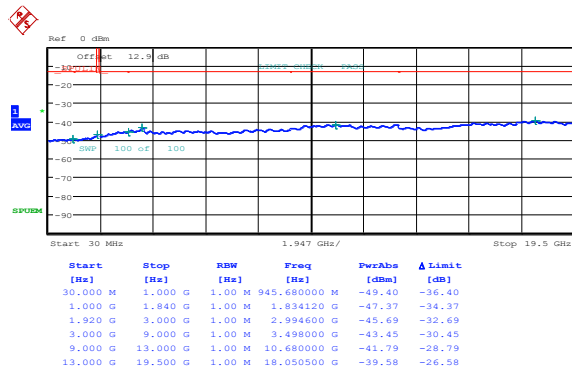
Highest Channel / 16QAM



Date: 13.JUL.2014 11:10:23

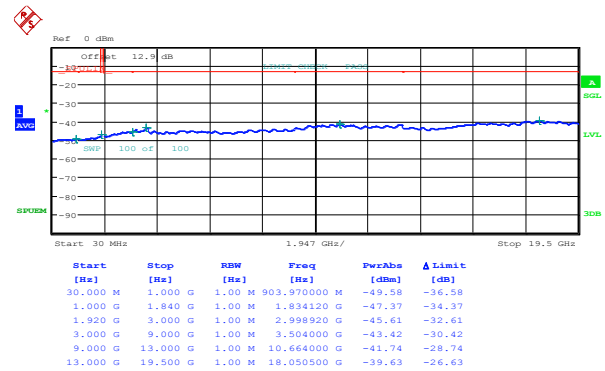
LTE Band 2 / 20MHz

Lowest Channel / QPSK



Date: 13.JUL.2014 11:15:24

Lowest Channel / 16QAM



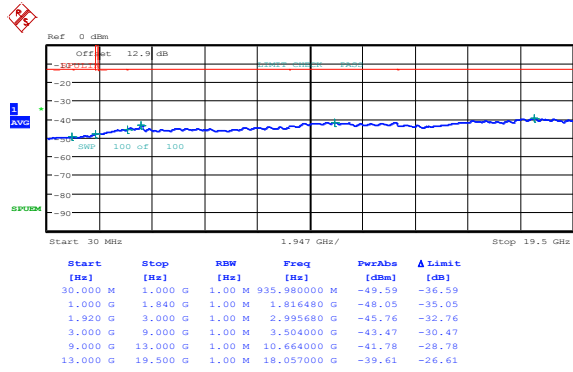
Date: 13.JUL.2014 11:16:22



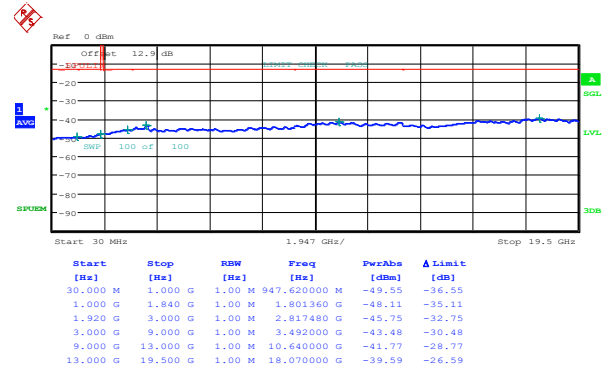
LTE Band 2 / 20MHz

Middle Channel / QPSK

Middle Channel / 16QAM



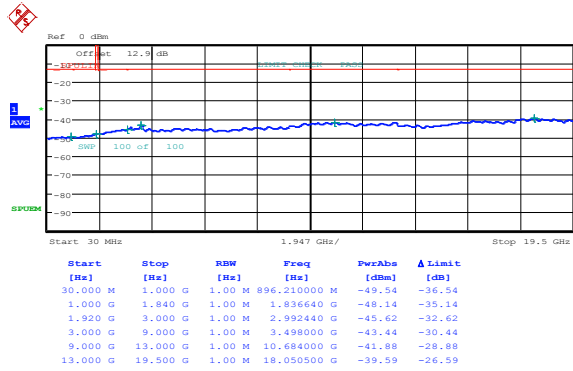
Date: 13.JUL.2014 11:18:20



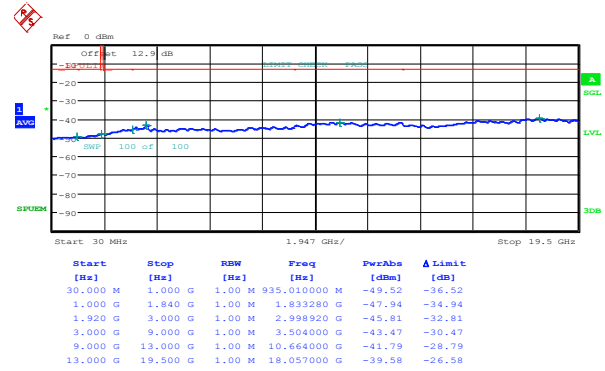
Date: 13.JUL.2014 11:19:19

Highest Channel / QPSK

Highest Channel / 16QAM



Date: 13.JUL.2014 11:24:16



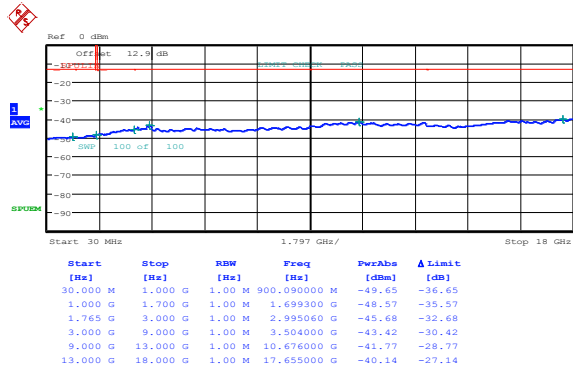
Date: 13.JUL.2014 11:25:14



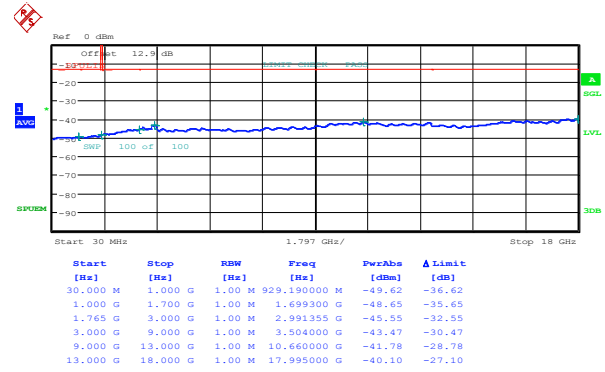
LTE Band 4 / 1.4MHz

Lowest Channel / QPSK

Lowest Channel / 16QAM



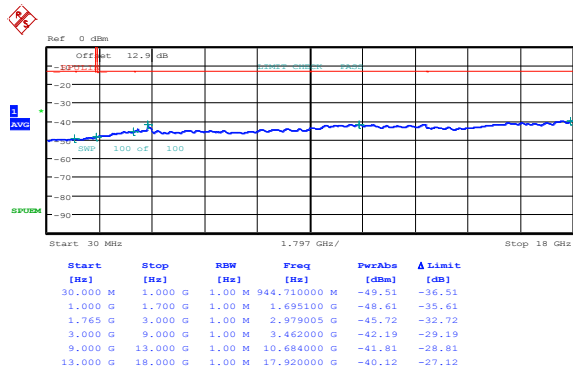
Date: 13.JUL.2014 11:34:42



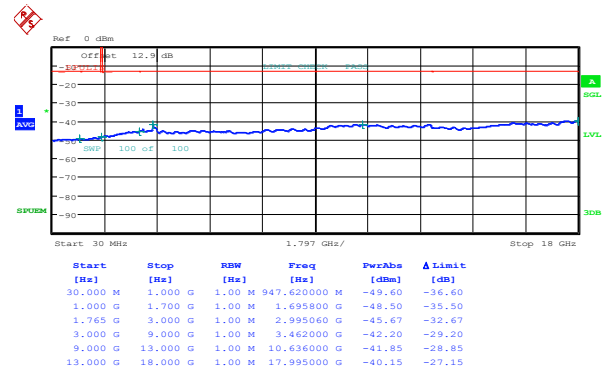
Date: 13.JUL.2014 11:35:40

Middle Channel / QPSK

Middle Channel / 16QAM



Date: 13.JUL.2014 11:37:38

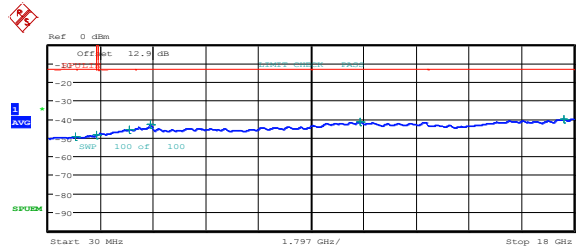


Date: 13.JUL.2014 11:38:36



LTE Band 4 / 1.4MHz

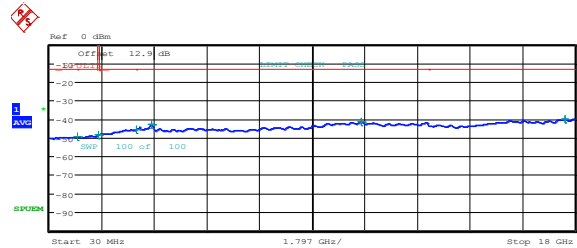
Highest Channel / QPSK



Start [Hz]	Stop [Hz]	RBW [Hz]	Freq [Hz]	PwrAbs [dBm]	Δ Limit [dB]
30.000 M	1.000 G	1.00 M	963.140000 M	-49.59	-36.59
1.000 G	1.700 G	1.00 M	1.678300 G	-48.59	-35.59
1.765 G	3.000 G	1.00 M	2.807340 G	-45.77	-32.77
3.000 G	9.000 G	1.00 M	3.504000 G	-42.74	-29.74
9.000 G	13.000 G	1.00 M	10.676000 G	-41.75	-28.75
13.000 G	18.000 G	1.00 M	17.650000 G	-40.11	-27.11

Date: 13.JUL.2014 11:43:34

Highest Channel / 16QAM

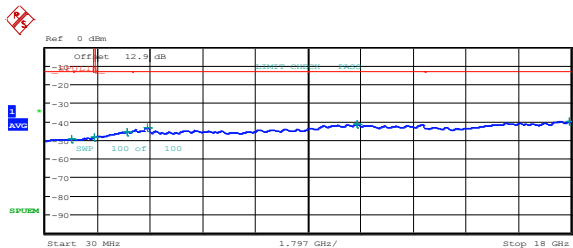


Start [Hz]	Stop [Hz]	RBW [Hz]	Freq [Hz]	PwrAbs [dBm]	Δ Limit [dB]
30.000 M	1.000 G	1.00 M	968.960000 M	-49.61	-36.61
1.000 G	1.700 G	1.00 M	1.693000 G	-48.54	-35.54
1.765 G	3.000 G	1.00 M	2.896295 G	-45.70	-32.70
3.000 G	9.000 G	1.00 M	3.504000 G	-42.73	-29.73
9.000 G	13.000 G	1.00 M	10.684000 G	-41.74	-28.74
13.000 G	18.000 G	1.00 M	17.645000 G	-40.07	-27.07

Date: 13.JUL.2014 11:44:32

LTE Band 4 / 3MHz

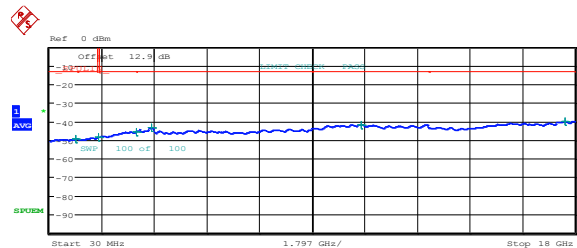
Lowest Channel / QPSK



Start [Hz]	Stop [Hz]	RBW [Hz]	Freq [Hz]	PwrAbs [dBm]	Δ Limit [dB]
30.000 M	1.000 G	1.00 M	922.400000 M	-49.59	-36.59
1.000 G	1.700 G	1.00 M	1.697200 G	-48.57	-35.57
1.765 G	3.000 G	1.00 M	2.809810 G	-45.76	-32.76
3.000 G	9.000 G	1.00 M	3.510000 G	-43.52	-30.52
9.000 G	13.000 G	1.00 M	10.676000 G	-41.76	-28.76
13.000 G	18.000 G	1.00 M	17.930000 G	-40.14	-27.14

Date: 13.JUL.2014 11:55:10

Lowest Channel / 16QAM



Start [Hz]	Stop [Hz]	RBW [Hz]	Freq [Hz]	PwrAbs [dBm]	Δ Limit [dB]
30.000 M	1.000 G	1.00 M	913.670000 M	-49.63	-36.63
1.000 G	1.700 G	1.00 M	1.696500 G	-48.54	-35.54
1.765 G	3.000 G	1.00 M	2.997530 G	-45.73	-32.73
3.000 G	9.000 G	1.00 M	3.510000 G	-43.45	-30.45
9.000 G	13.000 G	1.00 M	10.680000 G	-41.84	-28.84
13.000 G	18.000 G	1.00 M	17.655000 G	-40.14	-27.14

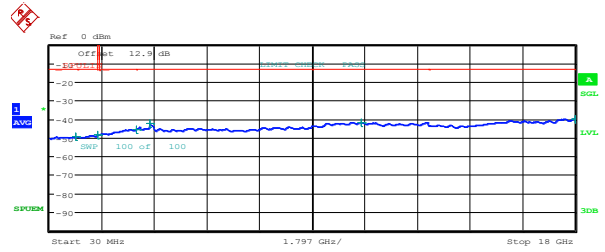
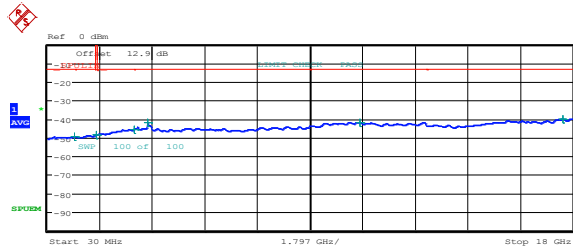
Date: 13.JUL.2014 11:56:08



LTE Band 4 / 3MHz

Middle Channel / QPSK

Middle Channel / 16QAM



Start [Hz]	Stop [Hz]	RBW [Hz]	Freq [Hz]	PwrAbs [dBm]	Δ Limit [dB]
30.000 M	1.000 G	1.00 M	939.860000 M	-49.57	-36.57
1.000 G	1.700 G	1.00 M	1.699300 G	-48.56	-35.56
1.765 G	3.000 G	1.00 M	3.000000 G	-45.66	-32.66
3.000 G	9.000 G	1.00 M	3.462000 G	-42.23	-29.23
9.000 G	13.000 G	1.00 M	10.700000 G	-41.88	-28.88
13.000 G	18.000 G	1.00 M	17.665000 G	-40.06	-27.06

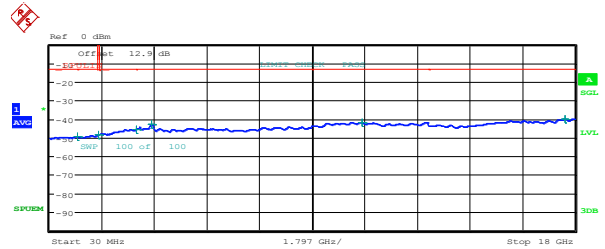
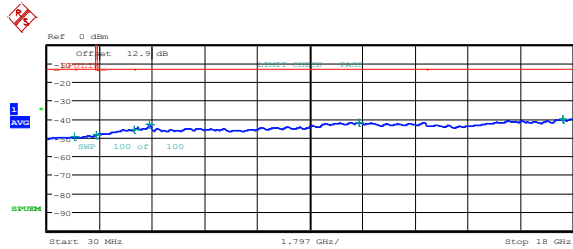
Start [Hz]	Stop [Hz]	RBW [Hz]	Freq [Hz]	PwrAbs [dBm]	Δ Limit [dB]
30.000 M	1.000 G	1.00 M	929.190000 M	-49.62	-36.62
1.000 G	1.700 G	1.00 M	1.693200 G	-48.62	-35.62
1.765 G	3.000 G	1.00 M	2.997530 G	-45.59	-32.59
3.000 G	9.000 G	1.00 M	3.462000 G	-42.35	-29.35
9.000 G	13.000 G	1.00 M	10.680000 G	-41.79	-28.79
13.000 G	18.000 G	1.00 M	17.995000 G	-40.06	-27.06

Date: 13.JUL.2014 11:58:06

Date: 13.JUL.2014 11:59:04

Highest Channel / QPSK

Highest Channel / 16QAM



Start [Hz]	Stop [Hz]	RBW [Hz]	Freq [Hz]	PwrAbs [dBm]	Δ Limit [dB]
30.000 M	1.000 G	1.00 M	962.170000 M	-49.58	-36.58
1.000 G	1.700 G	1.00 M	1.690200 G	-48.62	-35.62
1.765 G	3.000 G	1.00 M	2.993825 G	-45.61	-32.61
3.000 G	9.000 G	1.00 M	3.504000 G	-42.86	-29.86
9.000 G	13.000 G	1.00 M	10.684000 G	-41.80	-28.80
13.000 G	18.000 G	1.00 M	17.645000 G	-40.11	-27.11

Start [Hz]	Stop [Hz]	RBW [Hz]	Freq [Hz]	PwrAbs [dBm]	Δ Limit [dB]
30.000 M	1.000 G	1.00 M	986.420000 M	-49.54	-36.54
1.000 G	1.700 G	1.00 M	1.695800 G	-48.64	-35.64
1.765 G	3.000 G	1.00 M	2.982710 G	-45.71	-32.71
3.000 G	9.000 G	1.00 M	3.504000 G	-42.76	-29.76
9.000 G	13.000 G	1.00 M	10.712000 G	-41.79	-28.79
13.000 G	18.000 G	1.00 M	17.650000 G	-40.13	-27.13

Date: 13.JUL.2014 12:04:01

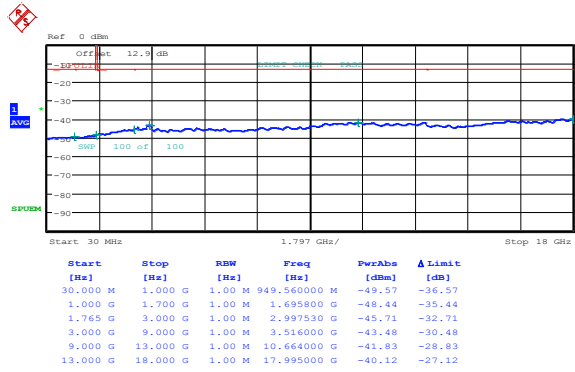
Date: 13.JUL.2014 12:04:59



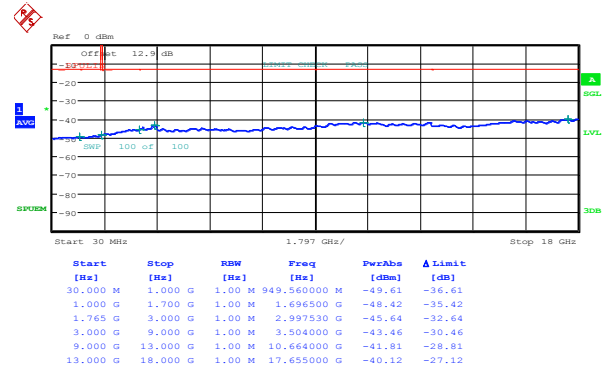
LTE Band 4 / 5MHz

Lowest Channel / QPSK

Lowest Channel / 16QAM



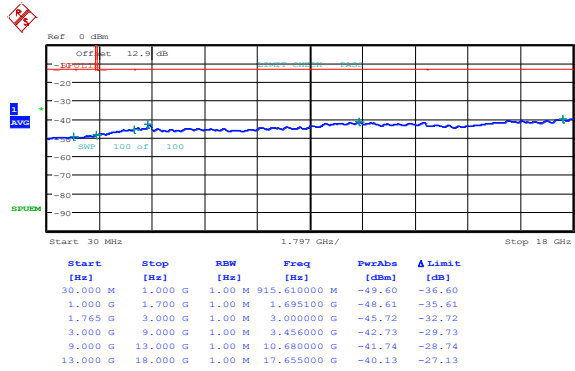
Date: 13.JUL.2014 12:10:00



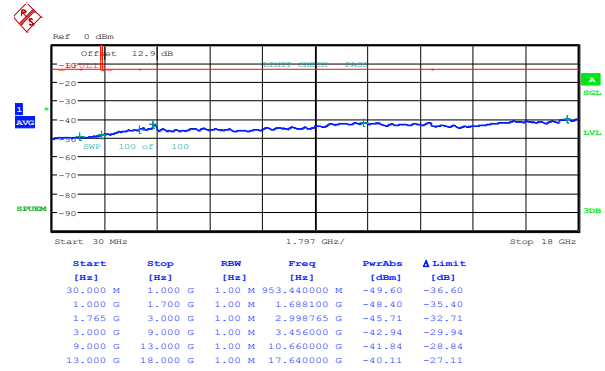
Date: 13.JUL.2014 12:11:01

Middle Channel / QPSK

Middle Channel / 16QAM



Date: 13.JUL.2014 12:13:00

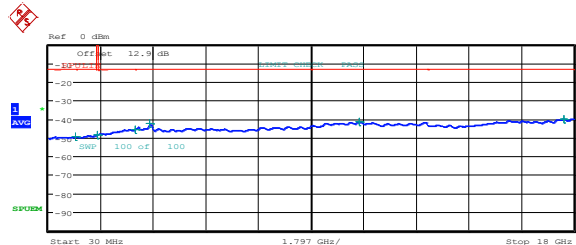


Date: 13.JUL.2014 12:13:58



LTE Band 4 / 5MHz

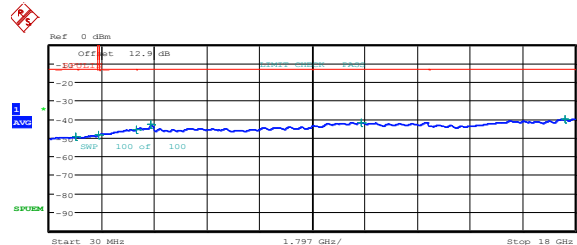
Highest Channel / QPSK



Start [Hz]	Stop [Hz]	RBW [Hz]	Freq [Hz]	PwrAbs [dBm]	Δ Limit [dB]
30.000 M	1.000 G	1.00 M	957.320000 M	-49.63	-36.63
1.000 G	1.700 G	1.00 M	1.695800 G	-48.55	-35.55
1.765 G	3.000 G	1.00 M	2.993825 G	-45.75	-32.75
3.000 G	9.000 G	1.00 M	3.498000 G	-42.66	-29.66
9.000 G	13.000 G	1.00 M	10.668000 G	-41.79	-28.79
13.000 G	18.000 G	1.00 M	17.650000 G	-40.18	-27.18

Date: 13.JUL.2014 12:44:02

Highest Channel / 16QAM

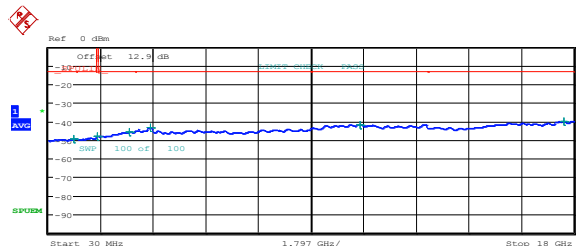


Start [Hz]	Stop [Hz]	RBW [Hz]	Freq [Hz]	PwrAbs [dBm]	Δ Limit [dB]
30.000 M	1.000 G	1.00 M	913.670000 M	-49.53	-36.53
1.000 G	1.700 G	1.00 M	1.690200 G	-48.72	-35.72
1.765 G	3.000 G	1.00 M	2.996295 G	-45.68	-32.68
3.000 G	9.000 G	1.00 M	3.498000 G	-42.72	-29.72
9.000 G	13.000 G	1.00 M	10.684000 G	-41.80	-28.80
13.000 G	18.000 G	1.00 M	17.665000 G	-40.08	-27.08

Date: 13.JUL.2014 12:45:00

LTE Band 4 / 10MHz

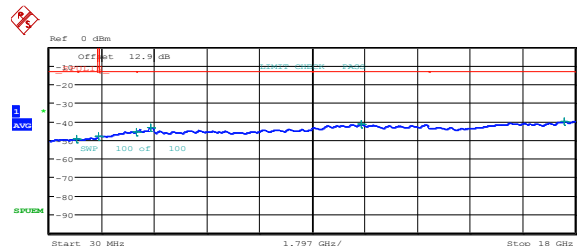
Lowest Channel / QPSK



Start [Hz]	Stop [Hz]	RBW [Hz]	Freq [Hz]	PwrAbs [dBm]	Δ Limit [dB]
30.000 M	1.000 G	1.00 M	896.210000 M	-49.56	-36.56
1.000 G	1.700 G	1.00 M	1.693700 G	-47.97	-34.97
1.765 G	3.000 G	1.00 M	2.807340 G	-45.73	-32.73
3.000 G	9.000 G	1.00 M	3.522000 G	-43.47	-30.47
9.000 G	13.000 G	1.00 M	10.688000 G	-41.84	-28.84
13.000 G	18.000 G	1.00 M	17.665000 G	-40.14	-27.14

Date: 13.JUL.2014 12:50:02

Lowest Channel / 16QAM



Start [Hz]	Stop [Hz]	RBW [Hz]	Freq [Hz]	PwrAbs [dBm]	Δ Limit [dB]
30.000 M	1.000 G	1.00 M	951.500000 M	-49.59	-36.59
1.000 G	1.700 G	1.00 M	1.693700 G	-47.99	-34.99
1.765 G	3.000 G	1.00 M	2.996295 G	-45.79	-32.79
3.000 G	9.000 G	1.00 M	3.498000 G	-43.50	-30.50
9.000 G	13.000 G	1.00 M	10.676000 G	-41.78	-28.78
13.000 G	18.000 G	1.00 M	17.630000 G	-40.09	-27.09

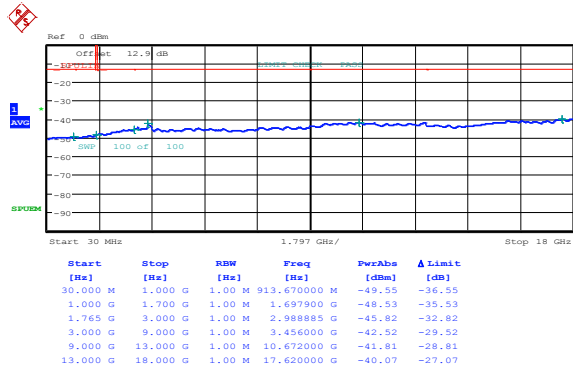
Date: 13.JUL.2014 12:51:00



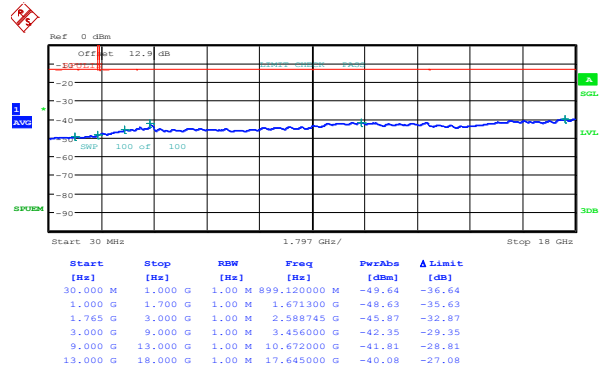
LTE Band 4 / 10MHz

Middle Channel / QPSK

Middle Channel / 16QAM



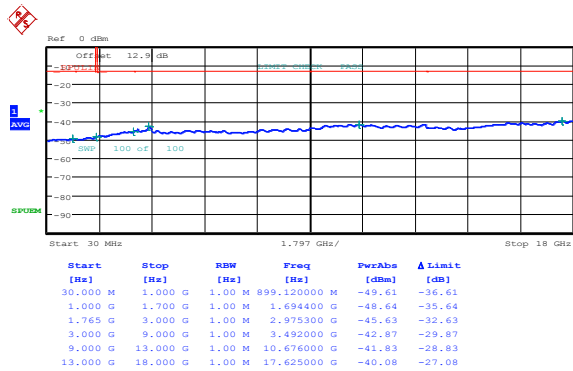
Date: 13.JUL.2014 12:52:58



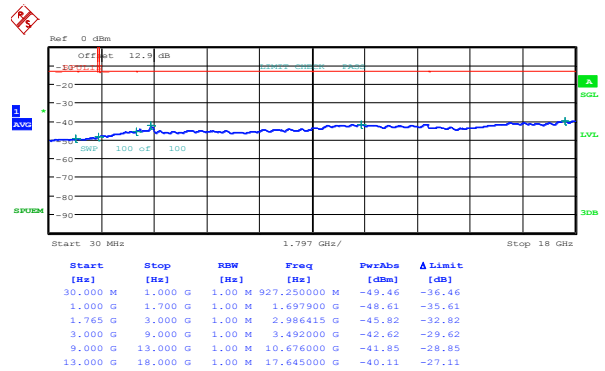
Date: 13.JUL.2014 12:53:56

Highest Channel / QPSK

Highest Channel / 16QAM



Date: 13.JUL.2014 12:58:53



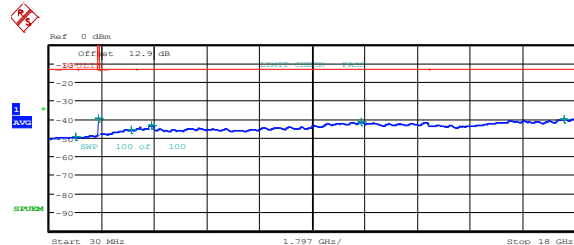
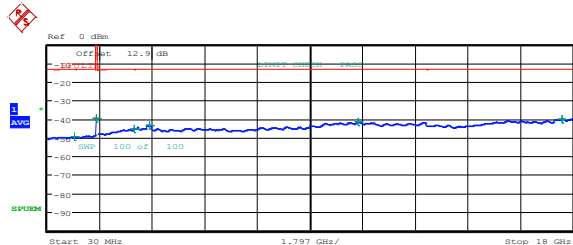
Date: 13.JUL.2014 12:59:52



LTE Band 4 / 15MHz

Lowest Channel / QPSK

Lowest Channel / 16QAM



Start [Hz]	Stop [Hz]	RBW [Hz]	Freq [Hz]	PwrAbs [dBm]	Δ Limit [dB]
30.000 M	1.000 G	1.00 M	961.200000 M	-49.62	-36.62
1.000 G	1.700 G	1.00 M	1.697900 G	-39.51	-26.51
1.765 G	3.000 G	1.00 M	2.997530 G	-45.49	-32.49
3.000 G	9.000 G	1.00 M	3.510000 G	-43.41	-30.41
9.000 G	13.000 G	1.00 M	10.648000 G	-41.73	-28.73
13.000 G	18.000 G	1.00 M	17.635000 G	-40.06	-27.06

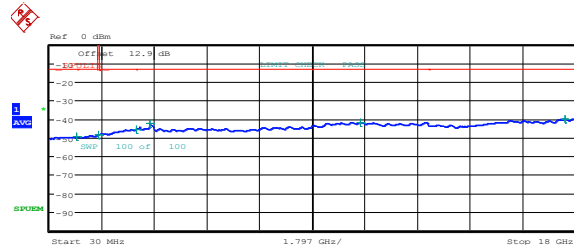
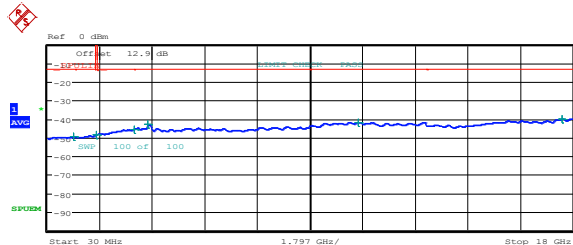
Start [Hz]	Stop [Hz]	RBW [Hz]	Freq [Hz]	PwrAbs [dBm]	Δ Limit [dB]
30.000 M	1.000 G	1.00 M	928.220000 M	-49.47	-36.47
1.000 G	1.700 G	1.00 M	1.697900 G	-39.66	-26.66
1.765 G	3.000 G	1.00 M	2.828335 G	-45.64	-32.64
3.000 G	9.000 G	1.00 M	3.516000 G	-43.43	-30.43
9.000 G	13.000 G	1.00 M	10.676000 G	-41.69	-28.69
13.000 G	18.000 G	1.00 M	17.635000 G	-40.16	-27.16

Date: 13.JUL.2014 13:04:53

Date: 13.JUL.2014 13:05:52

Middle Channel / QPSK

Middle Channel / 16QAM



Start [Hz]	Stop [Hz]	RBW [Hz]	Freq [Hz]	PwrAbs [dBm]	Δ Limit [dB]
30.000 M	1.000 G	1.00 M	924.340000 M	-49.60	-36.60
1.000 G	1.700 G	1.00 M	1.696500 G	-48.56	-35.56
1.765 G	3.000 G	1.00 M	2.996295 G	-45.58	-32.58
3.000 G	9.000 G	1.00 M	3.450000 G	-42.92	-29.92
9.000 G	13.000 G	1.00 M	10.652000 G	-41.88	-28.88
13.000 G	18.000 G	1.00 M	17.630000 G	-40.12	-27.12

Start [Hz]	Stop [Hz]	RBW [Hz]	Freq [Hz]	PwrAbs [dBm]	Δ Limit [dB]
30.000 M	1.000 G	1.00 M	957.320000 M	-49.58	-36.58
1.000 G	1.700 G	1.00 M	1.697200 G	-48.42	-35.42
1.765 G	3.000 G	1.00 M	2.992590 G	-45.77	-32.77
3.000 G	9.000 G	1.00 M	3.450000 G	-42.47	-29.47
9.000 G	13.000 G	1.00 M	10.668000 G	-41.80	-28.80
13.000 G	18.000 G	1.00 M	17.655000 G	-40.05	-27.05

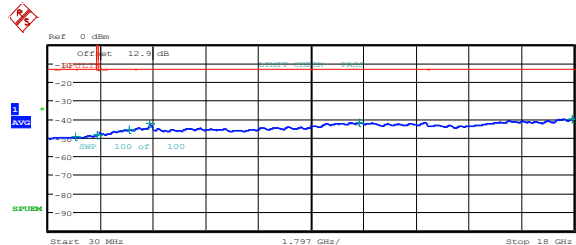
Date: 13.JUL.2014 13:07:50

Date: 13.JUL.2014 13:08:48



LTE Band 4 / 15MHz

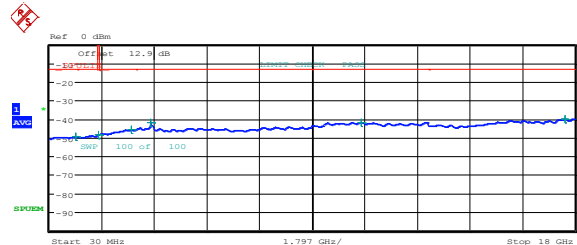
Highest Channel / QPSK



Start [Hz]	Stop [Hz]	RBW [Hz]	Freq [Hz]	PwrAbs [dBm]	Δ Limit [dB]
30.000 M	1.000 G	1.00 M	938.890000 M	-49.62	-36.62
1.000 G	1.700 G	1.00 M	1.695100 G	-48.50	-35.50
1.765 G	3.000 G	1.00 M	2.808375 G	-45.70	-32.70
3.000 G	9.000 G	1.00 M	3.480000 G	-42.35	-29.35
9.000 G	13.000 G	1.00 M	10.664000 G	-41.79	-28.79
13.000 G	18.000 G	1.00 M	17.930000 G	-40.07	-27.07

Date: 13.JUL.2014 13:13:46

Highest Channel / 16QAM

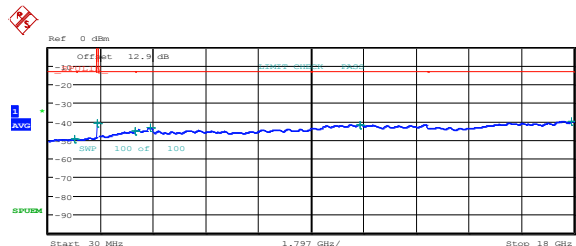


Start [Hz]	Stop [Hz]	RBW [Hz]	Freq [Hz]	PwrAbs [dBm]	Δ Limit [dB]
30.000 M	1.000 G	1.00 M	932.100000 M	-49.54	-36.54
1.000 G	1.700 G	1.00 M	1.690200 G	-48.61	-35.61
1.765 G	3.000 G	1.00 M	2.822160 G	-45.77	-32.77
3.000 G	9.000 G	1.00 M	3.480000 G	-42.12	-29.12
9.000 G	13.000 G	1.00 M	10.672000 G	-41.84	-28.84
13.000 G	18.000 G	1.00 M	17.655000 G	-40.11	-27.11

Date: 13.JUL.2014 13:14:44

LTE Band 4 / 20MHz

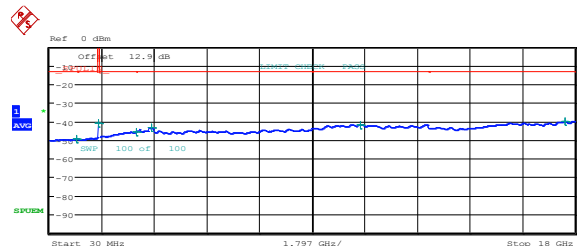
Lowest Channel / QPSK



Start [Hz]	Stop [Hz]	RBW [Hz]	Freq [Hz]	PwrAbs [dBm]	Δ Limit [dB]
30.000 M	1.000 G	1.00 M	935.010000 M	-49.56	-36.56
1.000 G	1.700 G	1.00 M	1.693700 G	-41.03	-28.03
1.765 G	3.000 G	1.00 M	2.998765 G	-45.44	-32.44
3.000 G	9.000 G	1.00 M	3.504000 G	-43.45	-30.45
9.000 G	13.000 G	1.00 M	10.692000 G	-41.81	-28.81
13.000 G	18.000 G	1.00 M	17.915000 G	-40.17	-27.17

Date: 13.JUL.2014 13:19:46

Lowest Channel / 16QAM



Start [Hz]	Stop [Hz]	RBW [Hz]	Freq [Hz]	PwrAbs [dBm]	Δ Limit [dB]
30.000 M	1.000 G	1.00 M	949.560000 M	-49.60	-36.60
1.000 G	1.700 G	1.00 M	1.693700 G	-40.93	-27.93
1.765 G	3.000 G	1.00 M	2.986415 G	-45.77	-32.77
3.000 G	9.000 G	1.00 M	3.504000 G	-43.52	-30.52
9.000 G	13.000 G	1.00 M	10.660000 G	-41.80	-28.80
13.000 G	18.000 G	1.00 M	17.660000 G	-40.09	-27.09

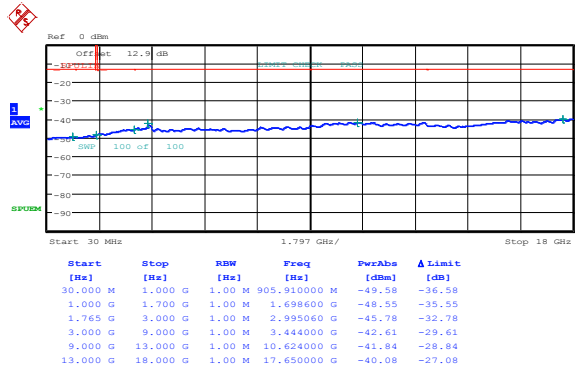
Date: 13.JUL.2014 13:20:44



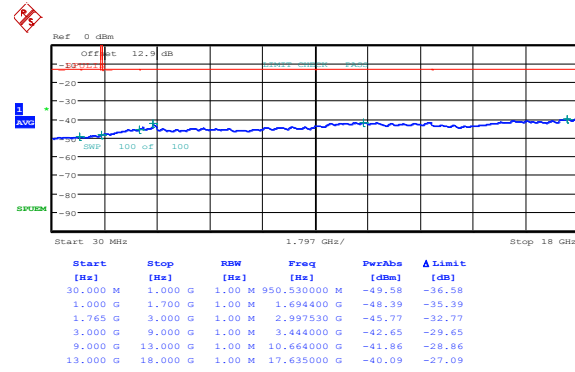
LTE Band 4 / 20MHz

Middle Channel / QPSK

Middle Channel / 16QAM



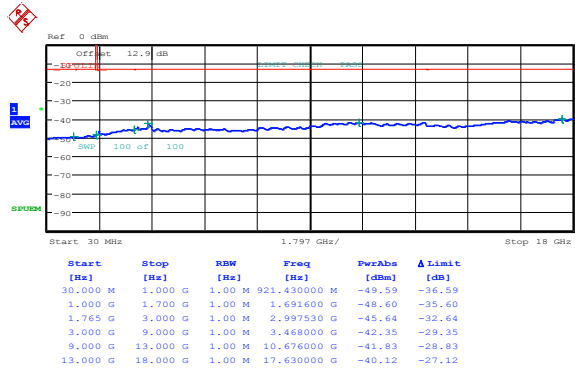
Date: 13.JUL.2014 13:22:42



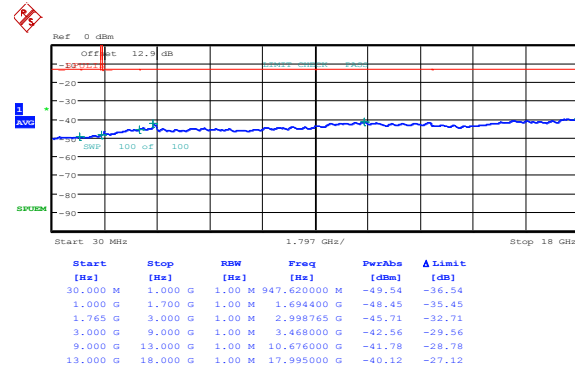
Date: 13.JUL.2014 13:23:41

Highest Channel / QPSK

Highest Channel / 16QAM



Date: 13.JUL.2014 13:28:39



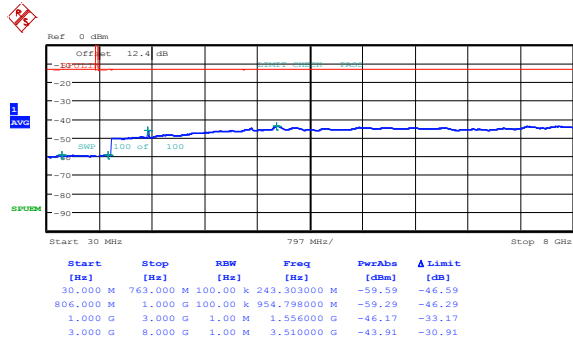
Date: 13.JUL.2014 13:29:37



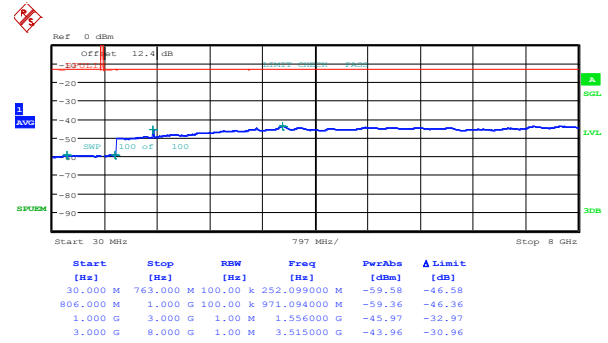
LTE Band 13 / 5MHz

Lowest Channel / QPSK

Lowest Channel / 16QAM



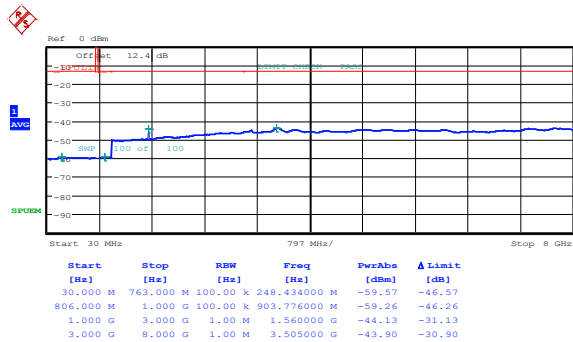
Date: 13.JUL.2014 16:24:26



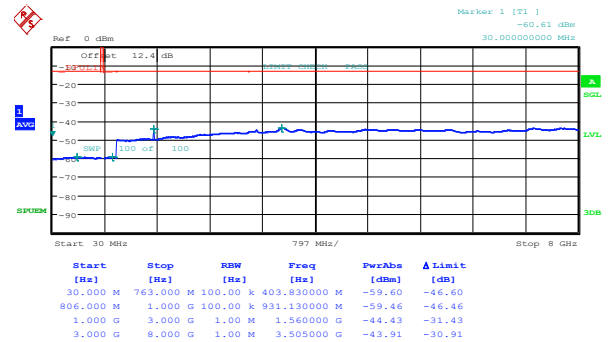
Date: 13.JUL.2014 16:22:58

Middle Channel / QPSK

Middle Channel / 16QAM



Date: 13.JUL.2014 16:26:13

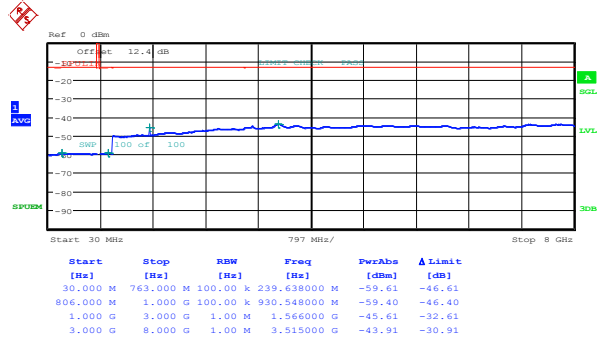


Date: 13.JUL.2014 16:28:03



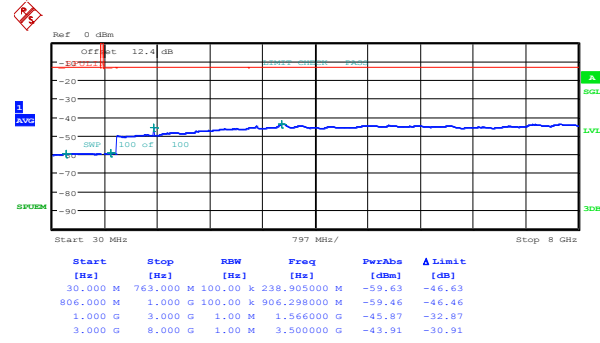
LTE Band 13 / 5MHz

Highest Channel / QPSK



Date: 13.JUL.2014 16:31:17

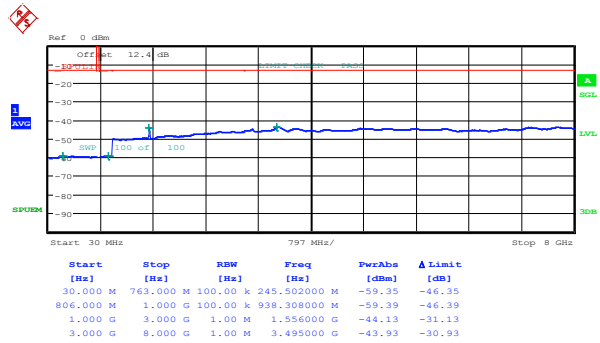
Highest Channel / 16QAM



Date: 13.JUL.2014 16:29:52

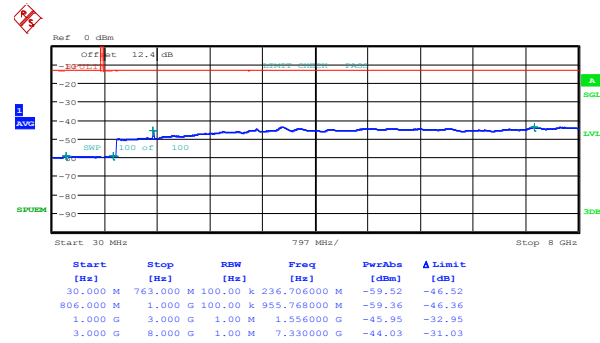
LTE Band 13 / 10MHz

Middle Channel / QPSK



Date: 13.JUL.2014 16:34:28

Middle Channel / 16QAM



Date: 13.JUL.2014 16:16:44



Frequency Stability

Test Conditions		LTE Band 2 (QPSK) / Middle Channel	Limit
Temperature (°C)	Voltage (Volt)	BW 10MHz	Note 2
		Deviation (ppm)	Result
50	Normal Voltage	0.0011	PASS
40	Normal Voltage	0.0058	
30	Normal Voltage	0.0020	
20(Ref.)	Normal Voltage	0.0000	
10	Normal Voltage	0.0003	
0	Normal Voltage	0.0021	
-10	Normal Voltage	0.0036	
-20	Normal Voltage	0.0018	
-30	Normal Voltage	0.0049	
20	Maximum Voltage	0.0008	
20	Normal Voltage	0.0087	
20	Battery End Point	0.0063	

Note:

1. Normal Voltage = 3.90V. ; Battery End Point (BEP) = 3.40 V. ; Maximum Voltage =4.35 V
2. The frequency fundamental emissions stay within the authorized frequency block from the derivation based on the frequency deviations measured on the center channel are small.



Test Conditions		LTE Band 4 (QPSK) / Middle Channel	Limit
Temperature (°C)	Voltage (Volt)	BW 10MHz	Note 2
		Deviation (ppm)	Result
50	Normal Voltage	0.0041	PASS
40	Normal Voltage	0.0048	
30	Normal Voltage	0.0054	
20(Ref.)	Normal Voltage	0.0000	
10	Normal Voltage	0.0039	
0	Normal Voltage	0.0007	
-10	Normal Voltage	0.0070	
-20	Normal Voltage	0.0003	
-30	Normal Voltage	0.0001	
20	Maximum Voltage	0.0010	
20	Normal Voltage	0.0004	
20	Battery End Point	0.0009	

Note:

1. Normal Voltage = 3.90V. ; Battery End Point (BEP) = 3.40 V. ; Maximum Voltage =4.35 V
2. The frequency fundamental emissions stay within the authorized frequency block from the derivation based on the frequency deviations measured on the center channel are small.



Test Conditions		LTE Band 13 (QPSK) / Middle Channel	Limit
Temperature (°C)	Voltage (Volt)	BW 10MHz	Note 2
		Deviation (ppm)	Result
50	Normal Voltage	0.0107	PASS
40	Normal Voltage	0.0087	
30	Normal Voltage	0.0008	
20(Ref.)	Normal Voltage	0.0000	
10	Normal Voltage	0.0019	
0	Normal Voltage	0.0096	
-10	Normal Voltage	0.0104	
-20	Normal Voltage	0.0121	
-30	Normal Voltage	0.0018	
20	Maximum Voltage	0.0102	
20	Normal Voltage	0.0113	
20	Battery End Point	0.0004	

Note:

1. Normal Voltage = 3.90V. ; Battery End Point (BEP) = 3.40 V. ; Maximum Voltage =4.35 V
2. The frequency fundamental emissions stay within the authorized frequency block from the derivation based on the frequency deviations measured on the center channel are small.



Appendix B. Test Results of Radiated Test

ERP/EIRP

LTE Band 2 / 1.4MHz							
Channel	Modulation	RB		Horizontal		Vertical	
		Size	Offset	EIRP(dBm)	EIRP(W)	EIRP(dBm)	EIRP(W)
Lowest	QPSK	1	0	17.58	0.06	23.13	0.21
Middle		1	0	17.26	0.05	22.93	0.20
Highest		1	0	16.88	0.05	22.24	0.17
Lowest	16QAM	1	0	17.15	0.05	22.65	0.18
Middle		1	0	16.67	0.05	22.29	0.17
Highest		1	0	16.35	0.04	21.71	0.15
Limit	EIRP < 1W			Result		PASS	

LTE Band 2 / 3MHz							
Channel	Modulation	RB		Horizontal		Vertical	
		Size	Offset	EIRP(dBm)	EIRP(W)	EIRP(dBm)	EIRP(W)
Lowest	QPSK	1	0	17.61	0.06	23.14	0.21
Middle		1	0	17.32	0.05	22.98	0.20
Highest		1	0	16.81	0.05	22.34	0.17
Lowest	16QAM	1	0	17.06	0.05	22.60	0.18
Middle		1	0	16.77	0.05	22.45	0.18
Highest		1	0	16.26	0.04	21.83	0.15
Limit	EIRP < 1W			Result		PASS	



LTE Band 2 / 5MHz							
Channel	Modulation	RB		Horizontal		Vertical	
		Size	Offset	EIRP(dBm)	EIRP(W)	EIRP(dBm)	EIRP(W)
Lowest	QPSK	1	0	17.40	0.05	23.04	0.20
Middle		1	0	17.13	0.05	22.50	0.18
Highest		1	0	16.83	0.05	22.22	0.17
Lowest	16QAM	1	0	17.02	0.05	22.55	0.18
Middle		1	0	16.82	0.05	22.45	0.18
Highest		1	0	16.23	0.04	21.96	0.16
Limit	EIRP < 1W			Result		PASS	

LTE Band 2 / 10MHz							
Channel	Modulation	RB		Horizontal		Vertical	
		Size	Offset	EIRP(dBm)	EIRP(W)	EIRP(dBm)	EIRP(W)
Lowest	QPSK	1	0	17.76	0.06	23.02	0.20
Middle		1	0	17.52	0.06	22.80	0.19
Highest		1	0	17.05	0.05	22.41	0.17
Lowest	16QAM	1	0	17.38	0.05	22.72	0.19
Middle		1	0	16.87	0.05	22.49	0.18
Highest		1	0	16.56	0.05	22.09	0.16
Limit	EIRP < 1W			Result		PASS	

LTE Band 2 / 15MHz							
Channel	Modulation	RB		Horizontal		Vertical	
		Size	Offset	EIRP(dBm)	EIRP(W)	EIRP(dBm)	EIRP(W)
Lowest	QPSK	1	0	17.49	0.06	23.03	0.20
Middle		1	0	17.37	0.05	22.94	0.20
Highest		1	0	17.04	0.05	22.40	0.17
Lowest	16QAM	1	0	17.55	0.06	22.87	0.19
Middle		1	0	16.70	0.05	22.55	0.18
Highest		1	0	16.66	0.05	22.47	0.18
Limit	EIRP < 1W			Result		PASS	



LTE Band 2 / 20MHz							
Channel	Modulation	RB		Horizontal		Vertical	
		Size	Offset	EIRP(dBm)	EIRP(W)	EIRP(dBm)	EIRP(W)
Lowest	QPSK	1	0	18.00	0.06	23.35	0.22
Middle		1	0	17.16	0.05	23.18	0.21
Highest		1	0	17.22	0.05	22.65	0.18
Lowest	16QAM	1	0	17.52	0.06	22.69	0.19
Middle		1	0	16.73	0.05	22.61	0.18
Highest		1	0	16.76	0.05	22.05	0.16
Limit	EIRP < 1W			Result		PASS	



LTE Band 4 / 1.4MHz							
Channel	Modulation	RB		Horizontal		Vertical	
		Size	Offset	EIRP(dBm)	EIRP(W)	EIRP(dBm)	EIRP(W)
Lowest	QPSK	1	0	16.74	0.05	24.30	0.27
Middle		1	0	18.17	0.07	25.72	0.37
Highest		1	0	17.17	0.05	24.83	0.30
Lowest	16QAM	1	0	15.43	0.03	23.10	0.20
Middle		1	0	16.89	0.05	24.60	0.29
Highest		1	0	15.95	0.04	23.74	0.24
Limit	EIRP < 1W			Result		PASS	

LTE Band 4 / 3MHz							
Channel	Modulation	RB		Horizontal		Vertical	
		Size	Offset	EIRP(dBm)	EIRP(W)	EIRP(dBm)	EIRP(W)
Lowest	QPSK	1	0	16.61	0.05	24.27	0.27
Middle		1	0	18.07	0.06	25.62	0.36
Highest		1	0	17.21	0.05	24.92	0.31
Lowest	16QAM	1	0	15.43	0.03	23.10	0.20
Middle		1	0	16.73	0.05	24.56	0.29
Highest		1	0	15.98	0.04	23.73	0.24
Limit	EIRP < 1W			Result		PASS	



LTE Band 4 / 5MHz							
Channel	Modulation	RB		Horizontal		Vertical	
		Size	Offset	EIRP(dBm)	EIRP(W)	EIRP(dBm)	EIRP(W)
Lowest	QPSK	1	0	16.73	0.05	24.35	0.27
Middle		1	0	18.07	0.06	25.65	0.37
Highest		1	0	17.24	0.05	25.06	0.32
Lowest	16QAM	1	0	15.54	0.04	23.39	0.22
Middle		1	0	16.99	0.05	24.57	0.29
Highest		1	0	16.21	0.04	23.98	0.25
Limit	EIRP < 1W			Result		PASS	

LTE Band 4/ 10MHz							
Channel	Modulation	RB		Horizontal		Vertical	
		Size	Offset	EIRP(dBm)	EIRP(W)	EIRP(dBm)	EIRP(W)
Lowest	QPSK	1	0	16.66	0.05	24.75	0.30
Middle		1	0	18.01	0.06	25.59	0.36
Highest		1	0	17.41	0.06	25.03	0.32
Lowest	16QAM	1	0	15.80	0.04	23.73	0.24
Middle		1	0	17.04	0.05	24.64	0.29
Highest		1	0	16.32	0.04	23.94	0.25
Limit	EIRP < 1W			Result		PASS	

LTE Band 4 / 15MHz							
Channel	Modulation	RB		Horizontal		Vertical	
		Size	Offset	EIRP(dBm)	EIRP(W)	EIRP(dBm)	EIRP(W)
Lowest	QPSK	1	0	17.31	0.05	25.10	0.32
Middle		1	0	17.91	0.06	25.62	0.36
Highest		1	0	17.50	0.06	25.03	0.32
Lowest	16QAM	1	0	15.55	0.04	23.33	0.22
Middle		1	0	16.77	0.05	24.52	0.28
Highest		1	0	16.77	0.05	24.45	0.28
Limit	EIRP < 1W			Result		PASS	



LTE Band 4 / 20MHz							
Channel	Modulation	RB		Horizontal		Vertical	
		Size	Offset	EIRP(dBm)	EIRP(W)	EIRP(dBm)	EIRP(W)
Lowest	QPSK	1	0	17.41	0.06	25.21	0.33
Middle		1	0	17.97	0.06	25.70	0.37
Highest		1	0	17.60	0.06	25.21	0.33
Lowest	16QAM	1	0	15.43	0.03	23.41	0.22
Middle		1	0	16.55	0.05	24.42	0.28
Highest		1	0	16.96	0.05	24.45	0.28
Limit	EIRP < 1W			Result		PASS	



LTE Band 13 / 5MHz							
Channel	Modulation	RB		Horizontal		Vertical	
		Size	Offset	ERP(dBm)	ERP(W)	ERP(dBm)	ERP(W)
Lowest	QPSK	1	0	7.86	0.01	20.59	0.11
Middle		1	0	7.57	0.01	20.43	0.11
Highest		1	0	7.09	0.01	19.96	0.10
Lowest	16QAM	1	0	6.71	0.005	19.41	0.09
Middle		1	0	6.20	0.004	19.38	0.09
Highest		1	0	5.97	0.004	18.84	0.08
Limit	ERP < 3W			Result		PASS	

LTE Band 13 / 10MHz							
Channel	Modulation	RB		Horizontal		Vertical	
		Size	Offset	ERP(dBm)	ERP(W)	ERP(dBm)	ERP(W)
Lowest	QPSK	1	0	-	-	-	-
Middle		1	0	7.30	0.01	20.09	0.10
Highest		1	0	-	-	-	-
Lowest	16QAM	1	0	-	-	-	-
Middle		1	0	6.25	0.004	19.01	0.08
Highest		1	0	-	-	-	-
Limit	ERP < 3W			Result		PASS	



Radiated Spurious Emission



LTE Band 2 / 1.4MHz / QPSK / RB Size 1 Offset 0									
Channel	Frequency (MHz)	EIRP (dBm)	Limit (dBm)	Over Limit (dB)	SPA Reading (dBm)	S.G. Power (dBm)	TX Cable loss (dB)	TX Antenna Gain (dBi)	Polarization (H/V)
Lowest	3701	-54.69	-13	-41.69	-67.42	-58.8	2.48	8.74	H
	5552	-50.66	-13	-37.66	-68.8	-56.2	2.96	10.65	H
	7403	-41.72	-13	-28.72	-66.61	-48.2	3.48	12.11	H
	3701	-53.99	-13	-40.99	-68.03	-58.1	2.48	8.74	V
	5552	-49.36	-13	-36.36	-67.62	-54.9	2.96	10.65	V
	7403	-42.22	-13	-29.22	-66.98	-48.7	3.48	12.11	V
Middle	3760	-54.55	-13	-41.55	-67.55	-58.7	2.51	8.81	H
	5639	-49.54	-13	-36.54	-68.01	-55.1	2.99	10.70	H
	7520	-43.12	-13	-30.12	-68.92	-49.5	3.59	12.12	H
	3760	-52.95	-13	-39.95	-67.02	-57.1	2.51	8.81	V
	5639	-48.44	-13	-35.44	-66.59	-54	2.99	10.70	V
	7520	-43.32	-13	-30.32	-68.17	-49.7	3.59	12.12	V
Highest	3819	-38.39	-13	-25.39	-52.1	-42.5	2.61	8.87	H
	5728	-49.15	-13	-36.15	-68.35	-54.8	3.09	10.89	H
	7637	-41.85	-13	-28.85	-66.12	-48.2	3.68	12.18	H
	3819	-39.39	-13	-26.39	-53.7	-43.5	2.61	8.87	V
	5728	-49.75	-13	-36.75	-68.24	-55.4	3.09	10.89	V
	7637	-42.65	-13	-29.65	-66.6	-49	3.68	12.18	V

LTE Band 2 / 3MHz / QPSK / RB Size 1 Offset 0									
Channel	Frequency (MHz)	EIRP (dBm)	Limit (dBm)	Over Limit (dB)	SPA Reading (dBm)	S.G. Power (dBm)	TX Cable loss (dB)	TX Antenna Gain (dBi)	Polarization (H/V)
Lowest	3700	-54.29	-13	-41.29	-67.16	-58.4	2.47	8.73	H
	5550	-50.60	-13	-37.60	-68.9	-56.2	2.93	10.68	H
	7400	-42.53	-13	-29.53	-67.42	-49.1	3.42	12.14	H
	3700	-53.69	-13	-40.69	-67.66	-57.8	2.47	8.73	V
	5550	-48.5	-13	-35.50	-66.47	-54.1	2.93	10.68	V
	7400	-43.23	-13	-30.23	-67.39	-49.8	3.42	12.14	V
Middle	3757	-47.85	-13	-34.85	-61.14	-52	2.5	8.80	H
	5635	-50.22	-13	-37.22	-68.88	-55.8	2.97	10.70	H
	7514	-43.92	-13	-30.92	-68.95	-50.3	3.58	12.11	H
	3757	-49.65	-13	-36.65	-63.89	-53.8	2.5	8.80	V
	5635	-48.92	-13	-35.92	-67.55	-54.5	2.97	10.70	V
	7514	-44.32	-13	-31.32	-69.21	-50.7	3.58	12.11	V
Highest	3814	-37.62	-13	-24.62	-50.95	-41.7	2.64	8.87	H
	5721	-49.21	-13	-36.21	-68	-54.8	3.08	10.82	H
	7628	-43.86	-13	-30.86	-67.9	-50.2	3.64	12.13	H
	3814	-38.02	-13	-25.02	-52.39	-42.1	2.64	8.87	V
	5721	-48.91	-13	-35.91	-67.34	-54.5	3.08	10.82	V
	7628	-42.16	-13	-29.16	-66.05	-48.5	3.64	12.13	V

Remark: Spurious emissions within 30-1000MHz were found more than 20dB below limit line.



LTE Band 2 / 5MHz / QPSK / RB Size 1 Offset 0									
Channel	Frequency (MHz)	EIRP (dBm)	Limit (dBm)	Over Limit (dB)	SPA Reading (dBm)	S.G. Power (dBm)	TX Cable loss (dB)	TX Antenna Gain (dBi)	Polarization (H/V)
Lowest	3705	-55.42	-13	-42.42	-68.25	-59.6	2.46	8.79	H
	5558	-50.58	-13	-37.58	-68.81	-56.3	2.9	10.77	H
	7410	-42.43	-13	-29.43	-67.48	-49.1	3.42	12.24	H
	3705	-55.12	-13	-42.12	-69.14	-59.3	2.46	8.79	V
	5558	-48.48	-13	-35.48	-66.52	-54.2	2.9	10.77	V
	7410	-41.53	-13	-28.53	-66.28	-48.2	3.42	12.24	V
Middle	3760	-54.05	-13	-41.05	-67.15	-58.2	2.51	8.81	H
	5639	-49.84	-13	-36.84	-68.2	-55.4	2.99	10.70	H
	7520	-42.82	-13	-29.82	-67.68	-49.2	3.59	12.12	H
	3760	-53.35	-13	-40.35	-67.89	-57.5	2.51	8.81	V
	5639	-49.04	-13	-36.04	-67.4	-54.6	2.99	10.70	V
	7520	-43.42	-13	-30.42	-68.11	-49.8	3.59	12.12	V
Highest	3815	-36.91	-13	-23.91	-50.7	-41.1	2.59	8.93	H
	5723	-48.95	-13	-35.95	-68	-54.7	3.08	10.98	H
	7630	-42.32	-13	-29.32	-66.84	-48.7	3.64	12.17	H
	3815	-38.31	-13	-25.31	-52.78	-42.5	2.59	8.93	V
	5723	-48.55	-13	-35.55	-67.4	-54.3	3.08	10.98	V
	7630	-43.82	-13	-30.82	-67.81	-50.2	3.64	12.17	V

LTE Band 2 / 10MHz / QPSK / RB Size 1 Offset 0									
Channel	Frequency (MHz)	EIRP (dBm)	Limit (dBm)	Over Limit (dB)	SPA Reading (dBm)	S.G. Power (dBm)	TX Cable loss (dB)	TX Antenna Gain (dBi)	Polarization (H/V)
Lowest	3710	-55.63	-13	-42.63	-68.28	-59.9	2.47	8.89	H
	5565	-49.69	-13	-36.69	-67.83	-55.4	2.93	10.79	H
	7420	-42.84	-13	-29.84	-67.8	-49.5	3.45	12.26	H
	3710	-54.13	-13	-41.13	-68.22	-58.4	2.47	8.89	V
	5565	-48.49	-13	-35.49	-66.38	-54.2	2.93	10.79	V
	7420	-41.54	-13	-28.54	-66.36	-48.2	3.45	12.26	V
Middle	3760	-53.75	-13	-40.75	-67.1	-57.9	2.51	8.81	H
	5639	-49.54	-13	-36.54	-68.47	-55.1	2.99	10.70	H
	7520	-43.42	-13	-30.42	-68.34	-49.8	3.59	12.12	H
	3760	-53.95	-13	-40.95	-67.85	-58.1	2.51	8.81	V
	5639	-49.24	-13	-36.24	-67.19	-54.8	2.99	10.70	V
	7520	-43.72	-13	-30.72	-67.9	-50.1	3.59	12.12	V
Highest	3810	-43.89	-13	-30.89	-57.53	-48.1	2.52	8.88	H
	5715	-48.69	-13	-35.69	-67.75	-54.2	3.09	10.75	H
	7620	-44.91	-13	-31.91	-69.27	-51.4	3.65	12.29	H
	3810	-43.29	-13	-30.29	-57.79	-47.5	2.52	8.88	V
	5715	-48.29	-13	-35.29	-66.87	-53.8	3.09	10.75	V
	7620	-44.91	-13	-31.91	-68.82	-51.4	3.65	12.29	V

Remark: Spurious emissions within 30-1000MHz were found more than 20dB below limit line.



LTE Band 2 / 15MHz / QPSK / RB Size 1 Offset 0									
Channel	Frequency (MHz)	EIRP (dBm)	Limit (dBm)	Over Limit (dB)	SPA Reading (dBm)	S.G. Power (dBm)	TX Cable loss (dB)	TX Antenna Gain (dBi)	Polarization (H/V)
Lowest	3715	-55.00	-13	-42.00	-68	-59.2	2.49	8.84	H
	5573	-50.40	-13	-37.40	-68.81	-56.1	3.01	10.86	H
	7430	-41.98	-13	-28.98	-67.3	-48.8	3.38	12.35	H
	3715	-54.2	-13	-41.20	-68.82	-58.4	2.49	8.84	V
	5573	-49.5	-13	-36.50	-67.35	-55.2	3.01	10.86	V
	7430	-40.68	-13	-27.68	-66.91	-47.5	3.38	12.35	V
Middle	3760	-54.35	-13	-41.35	-67.79	-58.5	2.51	8.81	H
	5639	-49.14	-13	-36.14	-67.47	-54.7	2.99	10.70	H
	7520	-43.72	-13	-30.72	-68.49	-50.1	3.59	12.12	H
	3760	-52.65	-13	-39.65	-66.68	-56.8	2.51	8.81	V
	5639	-48.74	-13	-35.74	-67.1	-54.3	2.99	10.70	V
	7520	-44.42	-13	-31.42	-69.08	-50.8	3.59	12.12	V
Highest	3805	-41.04	-13	-28.04	-54.53	-45.2	2.52	8.83	H
	5707	-48.72	-13	-35.72	-67.76	-54.3	3.03	10.76	H
	7610	-44.30	-13	-31.30	-68.65	-50.7	3.61	12.16	H
	3805	-41.34	-13	-28.34	-56.19	-45.5	2.52	8.83	V
	5707	-48.62	-13	-35.62	-67.46	-54.2	3.03	10.76	V
	7610	-44.8	-13	-31.80	-69.12	-51.2	3.61	12.16	V

LTE Band 2 / 20MHz / QPSK / RB Size 1 Offset 0									
Channel	Frequency (MHz)	EIRP (dBm)	Limit (dBm)	Over Limit (dB)	SPA Reading (dBm)	S.G. Power (dBm)	TX Cable loss (dB)	TX Antenna Gain (dBi)	Polarization (H/V)
Lowest	3700	-54.09	-13	-41.09	-67.1	-58.2	2.47	8.73	H
	5550	-50.30	-13	-37.30	-68.8	-55.9	2.93	10.68	H
	7400	-42.93	-13	-29.93	-67.6	-49.5	3.42	12.14	H
	3700	-54.39	-13	-41.39	-68.25	-58.5	2.47	8.73	V
	5550	-50.9	-13	-37.90	-68.71	-56.5	2.93	10.68	V
	7400	-43.03	-13	-30.03	-67.15	-49.6	3.42	12.14	V
Middle	3740	-50.14	-13	-37.14	-63.39	-54.3	2.47	8.78	H
	5610	-49.33	-13	-36.33	-67.64	-54.9	2.96	10.68	H
	7480	-43.67	-13	-30.67	-68.86	-50.1	3.51	12.09	H
	3740	-51.24	-13	-38.24	-65.58	-55.4	2.47	8.78	V
	5610	-47.63	-13	-34.63	-65.93	-53.2	2.96	10.68	V
	7480	-44.27	-13	-31.27	-69.26	-50.7	3.51	12.09	V
Highest	3780	-54.67	-13	-41.67	-67.71	-58.9	2.52	8.90	H
	5670	-49.90	-13	-36.90	-68.89	-55.5	3.01	10.76	H
	7560	-44.22	-13	-31.22	-68.95	-50.6	3.62	12.15	H
	3780	-53.87	-13	-40.87	-67.56	-58.1	2.52	8.90	V
	5670	-49.4	-13	-36.40	-67.97	-55	3.01	10.76	V
	7560	-44.82	-13	-31.82	-69.44	-51.2	3.62	12.15	V

Remark: Spurious emissions within 30-1000MHz were found more than 20dB below limit line.



LTE Band 4 / 1.4MHz / QPSK / RB Size 1 Offset 0									
Channel	Frequency (MHz)	EIRP (dBm)	Limit (dBm)	Over Limit (dB)	SPA Reading (dBm)	S.G. Power (dBm)	TX Cable loss (dB)	TX Antenna Gain (dBi)	Polarization (H/V)
Lowest	3420	-53.56	-13	-40.56	-67.63	-57.43	4.41	8.28	H
	5131.56	-50.67	-13	-37.67	-68.88	-55.24	5.28	9.85	H
	6842.08	-41.16	-13	-28.16	-67.36	-46.39	6.01	11.24	H
	3420	-52.82	-13	-39.82	-67.99	-56.69	4.41	8.28	V
	5131.56	-50.21	-13	-37.21	-69.32	-54.78	5.28	9.85	V
	6842.08	-43.05	-13	-30.05	-68.32	-48.28	6.01	11.24	V
Middle	3462	-53.79	-13	-40.79	-67.32	-57.62	4.48	8.31	H
	5196.96	-49.35	-13	-36.35	-68.68	-53.99	5.332	9.98	H
	6929.28	-41.48	-13	-28.48	-68	-46.81	6	11.33	H
	3462	-52.63	-13	-39.63	-67.88	-56.46	4.48	8.31	V
	5196.96	-48.02	-13	-35.02	-68.38	-52.66	5.332	9.98	V
	6929.28	-42.73	-13	-29.73	-67.46	-48.06	6	11.33	V
Highest	3511	-53.49	-13	-40.49	-67.57	-57.76	4.14	8.41	H
	5262.36	-49.69	-13	-36.69	-68.69	-54.64	5.12	10.07	H
	7016.48	-42.03	-13	-29.03	-68.57	-47.32	6.13	11.42	H
	3511	-50.90	-13	-37.90	-67.4	-55.17	4.14	8.41	V
	5262.36	-50.39	-13	-37.39	-69.38	-55.34	5.12	10.07	V
	7016.48	-42.42	-13	-29.42	-68.56	-47.71	6.13	11.42	V

LTE Band 4 / 3MHz / QPSK / RB Size 1 Offset 0									
Channel	Frequency (MHz)	EIRP (dBm)	Limit (dBm)	Over Limit (dB)	SPA Reading (dBm)	S.G. Power (dBm)	TX Cable loss (dB)	TX Antenna Gain (dBi)	Polarization (H/V)
Lowest	3420	-54.54	-13	-41.54	-68.79	-58.41	4.41	8.28	H
	5135	-50.69	-13	-37.69	-69.23	-55.26	5.31	9.88	H
	6843	-42.83	-13	-29.83	-68.6	-48.16	6.02	11.35	H
	3420	-52.06	-13	-39.06	-67.61	-55.93	4.41	8.28	V
	5135	-49.86	-13	-36.86	-68.52	-54.43	5.31	9.88	V
	6843	-43.02	-13	-30.02	-67.99	-48.35	6.02	11.35	V
Middle	3462	-53.85	-13	-40.85	-68.18	-57.68	4.48	8.31	H
	5198	-49.21	-13	-36.21	-68.04	-53.86	5.34	9.99	H
	6927	-42.54	-13	-29.54	-68.56	-47.78	6.1	11.34	H
	3462	-52.49	-13	-39.49	-68.07	-56.32	4.48	8.31	V
	5198	-48.17	-13	-35.17	-66.97	-52.82	5.34	9.99	V
	6927	-43.13	-13	-30.13	-68.53	-48.37	6.1	11.34	V
Highest	3504	-53.49	-13	-40.49	-67.77	-57.74	4.13	8.38	H
	5261	-49.44	-13	-36.44	-68.53	-54.41	5.11	10.08	H
	7011	-42.57	-13	-29.57	-69.08	-47.86	6.12	11.41	H
	3504	-52.54	-13	-39.54	-67.95	-56.79	4.13	8.38	V
	5261	-46.25	-13	-33.25	-65.48	-51.22	5.11	10.08	V
	7011	-41.82	-13	-28.82	-67.56	-47.11	6.12	11.41	V

Remark: Spurious emissions within 30-1000MHz were found more than 20dB below limit line.



LTE Band 4 / 5MHz / QPSK / RB Size 1 Offset 0									
Channel	Frequency (MHz)	EIRP (dBm)	Limit (dBm)	Over Limit (dB)	SPA Reading (dBm)	S.G. Power (dBm)	TX Cable loss (dB)	TX Antenna Gain (dBi)	Polarization (H/V)
Lowest	3427	-54.18	-13	-41.18	-68.42	-58.01	4.48	8.31	H
	5135	-50.58	-13	-37.58	-68.98	-55.15	5.31	9.88	H
	6850	-42.82	-13	-29.82	-68.5	-48.06	6.1	11.34	H
	3427	-52.83	-13	-39.83	-68.41	-56.66	4.48	8.31	V
	5135	-50.27	-13	-37.27	-68.76	-54.84	5.31	9.88	V
	6850	-43.52	-13	-30.52	-68.47	-48.76	6.1	11.34	V
Middle	3462	-54.00	-13	-41.00	-68.3	-57.83	4.48	8.31	H
	5198	-50.35	-13	-37.35	-69.11	-55	5.34	9.99	H
	6927	-42.90	-13	-29.90	-69.05	-48.14	6.1	11.34	H
	3462	-52.83	-13	-39.83	-68.46	-56.66	4.48	8.31	V
	5198	-49.70	-13	-36.70	-68.58	-54.35	5.34	9.99	V
	6927	-43.02	-13	-30.02	-68.39	-48.26	6.1	11.34	V
Highest	3504	-53.87	-13	-40.87	-68.18	-58.12	4.13	8.38	H
	5254	-50.37	-13	-37.37	-69.42	-55.33	5.13	10.09	H
	7011	-42.70	-13	-29.70	-69.46	-47.99	6.12	11.41	H
	3504	-52.41	-13	-39.41	-67.86	-56.66	4.13	8.38	V
	5254	-49.52	-13	-36.52	-68.53	-54.48	5.13	10.09	V
	7011	-42.96	-13	-29.96	-68.66	-48.25	6.12	11.41	V

LTE Band 4 / 10MHz / QPSK / RB Size 1 Offset 0									
Channel	Frequency (MHz)	EIRP (dBm)	Limit (dBm)	Over Limit (dB)	SPA Reading (dBm)	S.G. Power (dBm)	TX Cable loss (dB)	TX Antenna Gain (dBi)	Polarization (H/V)
Lowest	3427	-54.31	-13	-41.31	-68.49	-58.14	4.48	8.31	H
	5142	-50.88	-13	-37.88	-69.42	-55.55	5.36	10.03	H
	6857	-43.45	-13	-30.45	-69.05	-48.68	6.13	11.36	H
	3427	-51.30	-13	-38.30	-66.95	-55.13	4.48	8.31	V
	5142	-50.06	-13	-37.06	-68.64	-54.73	5.36	10.03	V
	6857	-42.54	-13	-29.54	-67.74	-47.77	6.13	11.36	V
Middle	3462	-54.15	-13	-41.15	-68.44	-57.98	4.48	8.31	H
	5198	-50.60	-13	-37.60	-69.3	-55.25	5.34	9.99	H
	6927	-42.76	-13	-29.76	-68.91	-48	6.1	11.34	H
	3462	-53.20	-13	-40.20	-68.74	-57.03	4.48	8.31	V
	5198	-48.61	-13	-35.61	-67.53	-53.26	5.34	9.99	V
	6927	-43.45	-13	-30.45	-68.75	-48.69	6.1	11.34	V
Highest	3497	-52.78	-13	-39.78	-67.12	-56.97	4.2	8.39	H
	5247	-50.18	-13	-37.18	-69.19	-55.06	5.17	10.05	H
	6997	-42.06	-13	-29.06	-68.56	-47.26	6.2	11.40	H
	3497	-52.18	-13	-39.18	-67.65	-56.37	4.2	8.39	V
	5247	-49.67	-13	-36.67	-68.67	-54.55	5.17	10.05	V
	6997	-41.83	-13	-28.83	-67.45	-47.03	6.2	11.40	V

Remark: Spurious emissions within 30-1000MHz were found more than 20dB below limit line.



LTE Band 4 / 15MHz / QPSK / RB Size 1 Offset 0									
Channel	Frequency (MHz)	EIRP (dBm)	Limit (dBm)	Over Limit (dB)	SPA Reading (dBm)	S.G. Power (dBm)	TX Cable loss (dB)	TX Antenna Gain (dBi)	Polarization (H/V)
Lowest	3434	-54.10	-13	-41.10	-68.38	-57.87	4.59	8.36	H
	5149	-50.36	-13	-37.36	-68.87	-55	5.41	10.05	H
	6871	-42.97	-13	-29.97	-68.77	-48.21	6.15	11.39	H
	3434	-52.94	-13	-39.94	-68.38	-56.71	4.59	8.36	V
	5149	-50.18	-13	-37.18	-68.81	-54.82	5.41	10.05	V
	6871	-42.84	-13	-29.84	-67.87	-48.08	6.15	11.39	V
Middle	3462	-53.92	-13	-40.92	-68.15	-57.75	4.48	8.31	H
	5198	-50.71	-13	-37.71	-69.52	-55.36	5.34	9.99	H
	6927	-42.88	-13	-29.88	-68.99	-48.12	6.1	11.34	H
	3462	-52.73	-13	-39.73	-68.26	-56.56	4.48	8.31	V
	5198	-49.00	-13	-36.00	-67.84	-53.65	5.34	9.99	V
	6927	-43.07	-13	-30.07	-68.37	-48.31	6.1	11.34	V
Highest	3497	-54.02	-13	-41.02	-68.36	-58.16	4.24	8.38	H
	5240	-49.67	-13	-36.67	-68.58	-54.54	5.18	10.05	H
	6990	-42.30	-13	-29.30	-68.9	-47.49	6.19	11.38	H
	3497	-52.14	-13	-39.14	-67.68	-56.28	4.24	8.38	V
	5240	-49.17	-13	-36.17	-68.15	-54.04	5.18	10.05	V
	6990	-42.92	-13	-29.92	-68.49	-48.11	6.19	11.38	V

LTE Band 4 / 20MHz / QPSK / RB Size 1 Offset 0									
Channel	Frequency (MHz)	EIRP (dBm)	Limit (dBm)	Over Limit (dB)	SPA Reading (dBm)	S.G. Power (dBm)	TX Cable loss (dB)	TX Antenna Gain (dBi)	Polarization (H/V)
Lowest	3420	-54.15	-13	-41.15	-68.46	-58.02	4.41	8.28	H
	5128	-50.16	-13	-37.16	-68.63	-54.79	5.45	10.08	H
	6843	-43.14	-13	-30.14	-68.9	-48.38	6.18	11.42	H
	3420	-52.79	-13	-39.79	-68.44	-56.66	4.41	8.28	V
	5128	-51.00	-13	-38.00	-69.71	-55.63	5.45	10.08	V
	6843	-42.62	-13	-29.62	-67.59	-47.86	6.18	11.42	V
Middle	3448	-54.32	-13	-41.32	-68.59	-58.14	4.42	8.24	H
	5170	-49.31	-13	-36.31	-67.98	-54	5.27	9.96	H
	6899	-42.95	-13	-29.95	-69.03	-48.29	5.97	11.31	H
	3448	-52.70	-13	-39.70	-68.31	-56.52	4.42	8.24	V
	5170	-50.02	-13	-37.02	-68.74	-54.71	5.27	9.96	V
	6899	-43.86	-13	-30.86	-69.1	-49.2	5.97	11.31	V
Highest	3469	-53.91	-13	-40.91	-68.18	-58	4.28	8.37	H
	5205	-50.66	-13	-37.66	-69.46	-55.47	5.22	10.03	H
	6941	-42.74	-13	-29.74	-68.85	-47.87	6.23	11.36	H
	3469	-51.94	-13	-38.94	-67.47	-56.03	4.28	8.37	V
	5205	-49.08	-13	-36.08	-67.84	-53.89	5.22	10.03	V
	6941	-42.64	-13	-29.64	-67.98	-47.77	6.23	11.36	V

Remark: Spurious emissions within 30-1000MHz were found more than 20dB below limit line.



LTE Band 13 / 5 MHz / QPSK / RB Size 1 Offset 0									
Channel	Frequency (MHz)	ERP (dBm)	Limit (dBm)	Over Limit (dB)	SPA Reading (dBm)	S.G. Power (dBm)	TX Cable loss (dB)	TX Antenna Gain (dBi)	Polarization (H/V)
Lowest	1564	-52.85	-42.15	-10.70	-59.02	-54.65	1.47	5.42	H
	2347	-56.47	-13	-43.47	-66.76	-58.49	1.85	6.02	H
	3127	-55.83	-13	-42.83	-67.4	-58.94	2.22	7.48	H
	1564	-50.94	-42.15	-8.79	-59.3	-52.74	1.47	5.42	V
	2347	-56.42	-13	-43.42	-67.71	-58.44	1.85	6.02	V
	3127	-54.41	-13	-41.41	-67.94	-57.52	2.22	7.48	V
Middle	1567	-50.30	-42.15	-8.15	-56.45	-52.13	1.51	5.49	H
	2350	-56.45	-13	-43.45	-66.64	-58.37	1.98	6.05	H
	3133	-56.34	-13	-43.34	-67.83	-59.36	2.39	7.56	H
	1567	-51.05	-42.15	-8.90	-59.5	-52.88	1.51	5.49	V
	2350	-54.92	-13	-41.92	-66.22	-56.84	1.98	6.05	V
	3133	-53.67	-13	-40.67	-67.2	-56.69	2.39	7.56	V
Highest	1573	-52.89	-42.15	-10.74	-59.14	-54.74	1.56	5.56	H
	2359	-56.07	-13	-43.07	-66.45	-58	2.03	6.11	H
	3145	-55.55	-13	-42.55	-67.14	-58.61	2.43	7.64	H
	1573	-52.28	-42.15	-10.13	-60.74	-54.13	1.56	5.56	V
	2359	-55.83	-13	-42.83	-67.15	-57.76	2.03	6.11	V
	3145	-54.27	-13	-41.27	-67.79	-57.33	2.43	7.64	V

LTE Band 13 / 10MHz / QPSK / RB Size 1 Offset 0									
Channel	Frequency (MHz)	ERP (dBm)	Limit (dBm)	Over Limit (dB)	SPA Reading (dBm)	S.G. Power (dBm)	TX Cable loss (dB)	TX Antenna Gain (dBi)	Polarization (H/V)
Middle	1555	-50.20	-13	-37.20	-58.51	-52.02	1.48	5.45	H
	1609	-56.38	-42.15	-14.23	-65	-58.18	1.51	5.46	H
	2332	-54.77	-13	-41.77	-67.12	-56.69	1.96	6.03	H
	3109	-54.19	-13	-41.19	-67.8	-57.21	2.37	7.54	H
	1555	-48.92	-13	-35.92	-59.47	-50.74	1.48	5.45	V
	1579	-54.93	-42.15	-12.78	-65.55	-56.73	1.51	5.46	V
	2332	-54.02	-13	-41.02	-67.32	-55.94	1.96	6.03	V
	3109	-52.10	-13	-39.10	-67.79	-55.12	2.37	7.54	V

Remark: Spurious emissions within 30-1000MHz were found more than 20dB below limit line.