

HAC_E_Dipole_835_140725

DUT: HAC-Dipole 835 MHz

Communication System: CW; Frequency: 835 MHz; Duty Cycle: 1:1
 Medium: Air Medium parameters used: $\sigma = 0$ S/m, $\epsilon_r = 1$; $\rho = 0$ kg/m³
 Ambient Temperature : 23.6 °C

DASY5 Configuration

- Probe: ER3DV6 - SN2358; ConvF(1, 1, 1); Calibrated: 2014/1/30;
- Sensor-Surface: (Fix Surface)
- Electronics: DAE4 Sn1338; Calibrated: 2013/11/5
- Phantom: HAC Test Arch with AMCC; Type: SD HAC P01 BA;
- Measurement SW: DASY52, Version 52.8 (7); SEMCAD X Version 14.6.10 (7164)

E Scan - measurement distance from the probe sensor center to CD835 = 10mm & 15mm/Hearing Aid Compatibility Test at 15mm distance (41x361x1): Interpolated grid:

dx=0.5000 mm, dy=0.5000 mm

Device Reference Point: 0, 0, -6.3 mm

Reference Value = 110.3 V/m; Power Drift = -0.05 dB

PMF = 1.000 is applied.

E-field emissions = 112.5 V/m

Average value of Total=(112.5+108.5) / 2 = 110.5 V/m

PMF scaled E-field

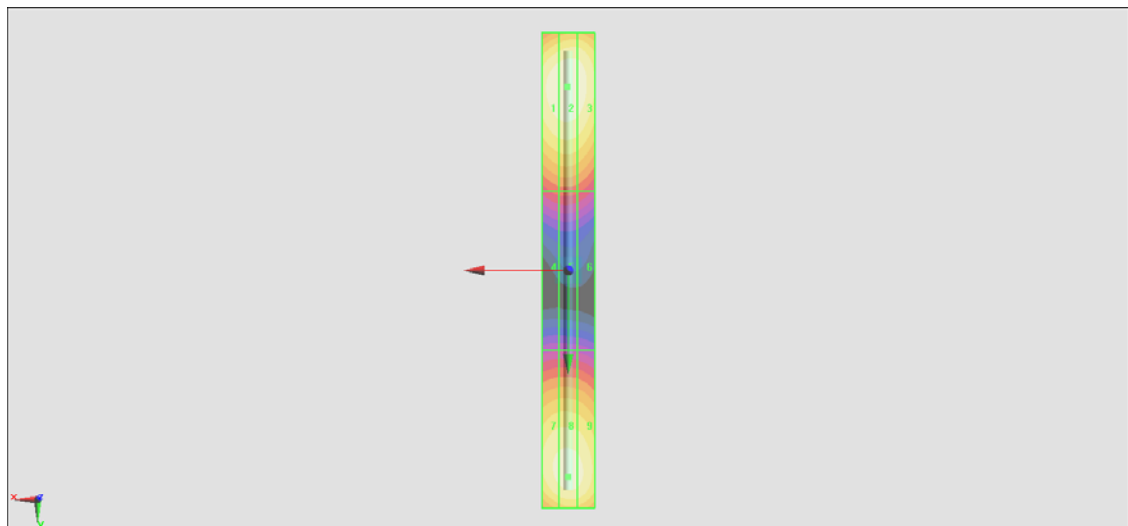
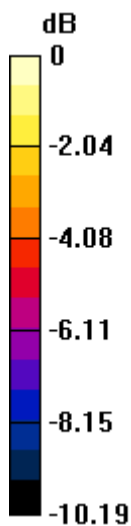
Grid 1 M4 111.2 V/m	Grid 2 M4 112.5 V/m	Grid 3 M4 110.2 V/m
Grid 4 M4 67.72 V/m	Grid 5 M4 68.19 V/m	Grid 6 M4 66.62 V/m
Grid 7 M4 107.0 V/m	Grid 8 M4 108.5 V/m	Grid 9 M4 107.1 V/m

Cursor:

Total = 112.5 V/m

E Category: M4

Location: 0.5, -69.5, 9.7 mm



$$0 \text{ dB} = 112.5 \text{ V/m} = 41.02 \text{ dBV/m}$$

HAC_E_Dipole_1880_140725

DUT: HAC Dipole 1880 MHz

Communication System: CW; Frequency: 1880 MHz; Duty Cycle: 1:1
 Medium: Air Medium parameters used: $\sigma = 0$ S/m, $\epsilon_r = 1$; $\rho = 0$ kg/m³
 Ambient Temperature : 23.3 °C

DASY5 Configuration

- Probe: ER3DV6 - SN2358; ConvF(1, 1, 1); Calibrated: 2014/1/30;
- Sensor-Surface: (Fix Surface)
- Electronics: DAE4 Sn1338; Calibrated: 2013/11/5
- Phantom: HAC Test Arch with AMCC; Type: SD HAC P01 BA;
- Measurement SW: DASY52, Version 52.8 (7); SEMCAD X Version 14.6.10 (7164)

E Scan - measurement distance from the probe sensor center to CD1880 = 10mm & 15mm/Hearing Aid Compatibility Test at 15mm distance (41x181x1): Interpolated grid:

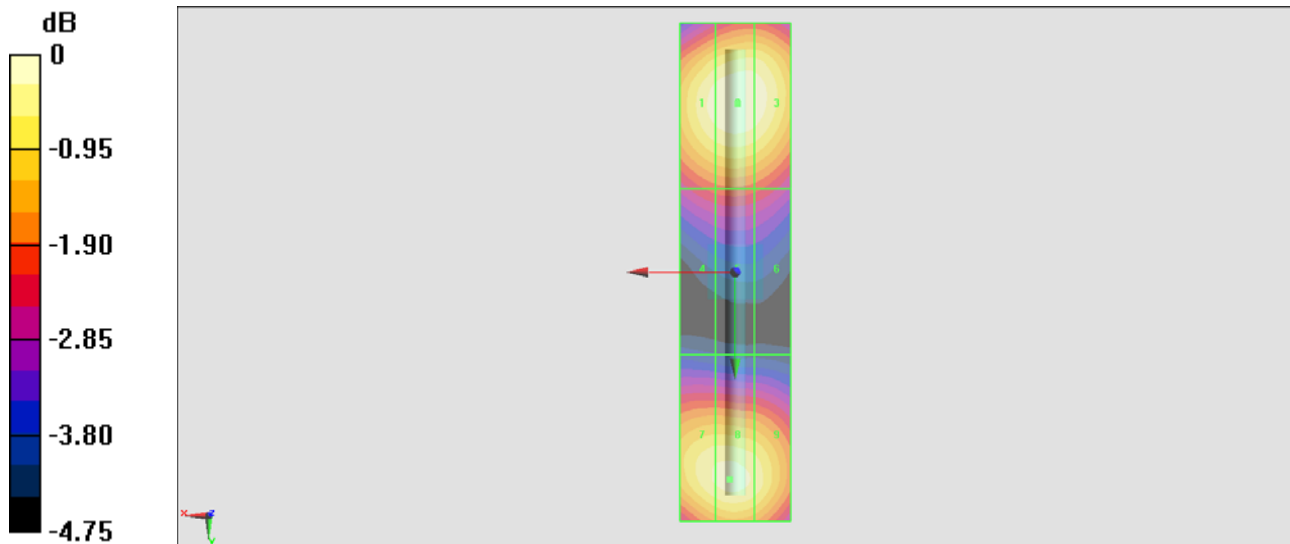
dx=0.5000 mm, dy=0.5000 mm
 Device Reference Point: 0, 0, -6.3 mm
 Reference Value = 167.3 V/m; Power Drift = 0.04 dB
 PMR not calibrated. PMF = 1.000 is applied.
 E-field emissions = 92.87 V/m
 Average value of Total=(92.87+91) / 2 = 91.935 V/m

PMF scaled E-field

Grid 1 M3 91.36 V/m	Grid 2 M3 92.87 V/m	Grid 3 M3 92.04 V/m
Grid 4 M3 73.32 V/m	Grid 5 M3 74.06 V/m	Grid 6 M3 72.96 V/m
Grid 7 M3 90.14 V/m	Grid 8 M3 91.00 V/m	Grid 9 M3 88.78 V/m

Cursor:

Total = 92.87 V/m
 E Category: M3
 Location: -0.5, -30.5, 9.7 mm



0 dB = 92.87 V/m = 39.36 dBV/m