

HAC_E_Dipole_835_140409

DUT: HAC-Dipole 835 MHz

Communication System: CW; Frequency: 835 MHz; Duty Cycle: 1:1
 Medium: Air Medium parameters used: $\sigma = 0$ S/m, $\epsilon_r = 1$; $\rho = 0$ kg/m³
 Ambient Temperature : 23.4 °C

DASY5 Configuration:

- Probe: ER3DV6 - SN2358; ConvF(1, 1, 1); Calibrated: 2014/1/30;
- Sensor-Surface: (Fix Surface)
- Electronics: DAE4 Sn1338; Calibrated: 2013/11/5
- Phantom: HAC Test Arch with AMCC; Type: SD HAC P01 BA;
- Measurement SW: DASY52, Version 52.8 (6); SEMCAD X Version 14.6.9 (7117)

E Scan - measurement distance from the probe sensor center to CD835 = 10mm & 15mm/Hearing Aid Compatibility Test at 15mm distance (41x361x1): Interpolated grid:

dx=0.5000 mm, dy=0.5000 mm

Device Reference Point: 0, 0, -6.3 mm

Reference Value = 116.3 V/m; Power Drift = -0.00 dB

PMR not calibrated. PMF = 1.000 is applied.

E-field emissions = 115.3 V/m

Average value of Total=(115.3+114.7) / 2 = 115 V/m

PMF scaled E-field

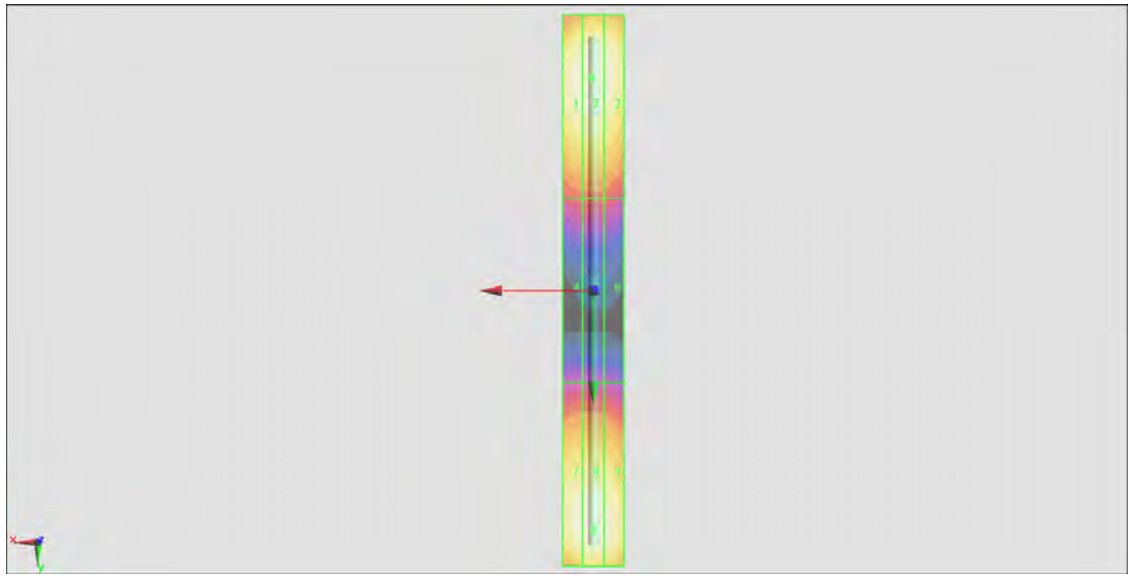
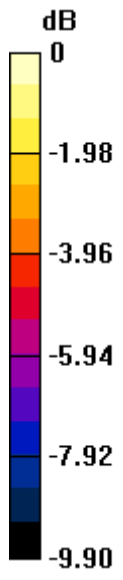
Grid 1 M4 113.8 V/m	Grid 2 M4 115.3 V/m	Grid 3 M4 113.1 V/m
Grid 4 M4 69.84 V/m	Grid 5 M4 70.52 V/m	Grid 6 M4 68.90 V/m
Grid 7 M4 113.0 V/m	Grid 8 M4 114.7 V/m	Grid 9 M4 112.4 V/m

Cursor:

Total = 115.3 V/m

E Category: M4

Location: 0.5, -69.5, 9.7 mm



0 dB = 115.3 V/m = 41.24 dBV/m

HAC_E_Dipole_1880_140409

DUT: HAC Dipole 1880 MHz

Communication System: CW; Frequency: 1880 MHz; Duty Cycle: 1:1

Medium: Air Medium parameters used: $\sigma = 0$ S/m, $\epsilon_r = 1$; $\rho = 0$ kg/m³

Ambient Temperature : 23.4 °C

DASY5 Configuration:

- Probe: ER3DV6 - SN2358; ConvF(1, 1, 1); Calibrated: 2014/1/30;
- Sensor-Surface: (Fix Surface)
- Electronics: DAE4 Sn1338; Calibrated: 2013/11/5
- Phantom: HAC Test Arch with AMCC; Type: SD HAC P01 BA;
- Measurement SW: DASY52, Version 52.8 (6); SEMCAD X Version 14.6.9 (7117)

E Scan - measurement distance from the probe sensor center to CD1880 = 10mm & 15mm/Hearing Aid Compatibility Test at 15mm distance (41x181x1): Interpolated grid:

dx=0.5000 mm, dy=0.5000 mm

Device Reference Point: 0, 0, -6.3 mm

Reference Value = 150.6 V/m; Power Drift = -0.01 dB

PMR not calibrated. PMF = 1.000 is applied.

E-field emissions = 90.81 V/m

Average value of Total=(90.81+86.41) / 2 = 88.61 V/m

PMF scaled E-field

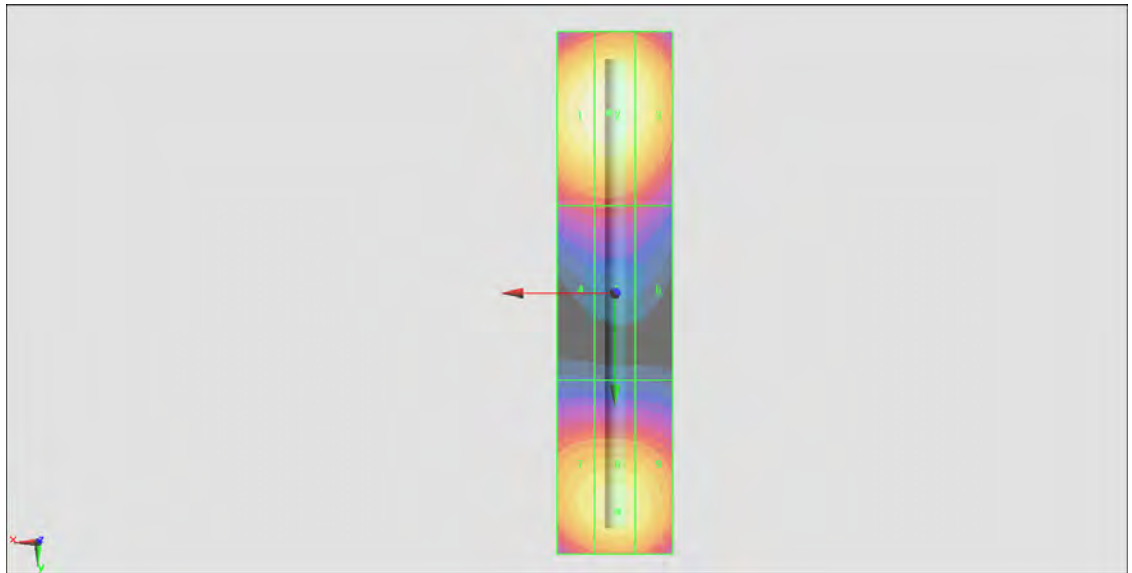
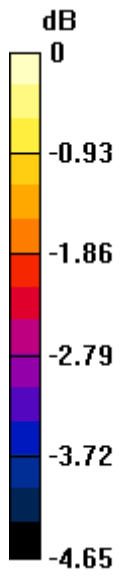
Grid 1 M3 90.09 V/m	Grid 2 M3 90.81 V/m	Grid 3 M3 88.22 V/m
Grid 4 M3 71.09 V/m	Grid 5 M3 71.27 V/m	Grid 6 M3 69.29 V/m
Grid 7 M3 85.06 V/m	Grid 8 M3 86.41 V/m	Grid 9 M3 85.37 V/m

Cursor:

Total = 90.81 V/m

E Category: M3

Location: 1, -31, 9.7 mm



0 dB = 90.81 V/m = 39.16 dBV/m