



Pictures of Test Setup for HAC Testing IHDT56PF1



Figure 1. Phone Front and Back




Figure 2. Phone Front - Orientation and Measurement Plane for RF Emissions Testing




Figure 3. Positioning and Measurement for RF Emissions




Figure 4. Positioning and Measurement for ABM (Telecoil) Emissions

Perpendicular at (-2.7, 0.4) Transverse at (-3.2, -7.6)




Figure 5. Location of point measurements for ABM (Telecoil) Emissions