Appendix 1

SAR Distribution Plots for Test System Verification

A. System Accuracy Verification Measurements for Head SAR Measurements

Date/Time: 4/22/2013 7:43:32 AM

Test Laboratory: Motorola Mobility - CW System Verification for SAR using Dipoles

DUT Serial: D835V2 - SN:423tr

DASY Configuration:

- Probe: ES3DV3 - SN3037; ConvF(5.15,5.15,5.15); Calibrated: 9/13/2012;
- Sensor-Surface: 4 mm (Mechanical Surface Detection)
- Electronics: DAE4 Sn703; Calibrated: 9/11/2012
- Phantom: R#4 Sugar SAM (extended range), Rev.2 (24-Feb-12); Type: SAM v4.0; Serial: TP-1132
- DASY52 52.8.5(1059); SEMCAD X Version 14.6.8 (7028)

Communication System: Communication System Band: CW for SAR Dipoles; Frequency: 835.0 MHz; Duty Cycle: 1:1.000
Medium Parameters used: f=835 MHz; $\sigma = 0.9334$; $\varepsilon_r = 41.01$ mho/m; $\rho = 1.000$ kg/m^3

SAM Daily SPC Check/fastSAR, Dipole Area Scan (41x141x1):
Interpolated grid: dx=1.000 mm, dy=1.500 mm
Fast SAR: SAR(1g) = 1.90 W/kg; SAR(10g) = 1.27 W/kg

SAM Daily SPC Check/CUBE SAR, 5x5x7 (21x21x36)/Cube 0:
Interpolated grid: dx=1.600 mm, dy=1.600 mm, dz=1.000 mm
Reference Value = 47.330 V/m, Power Drift = 0.015 dB
Averaged SAR: SAR(1g) = 1.90 W/kg; SAR(10g) = 1.24 W/kg

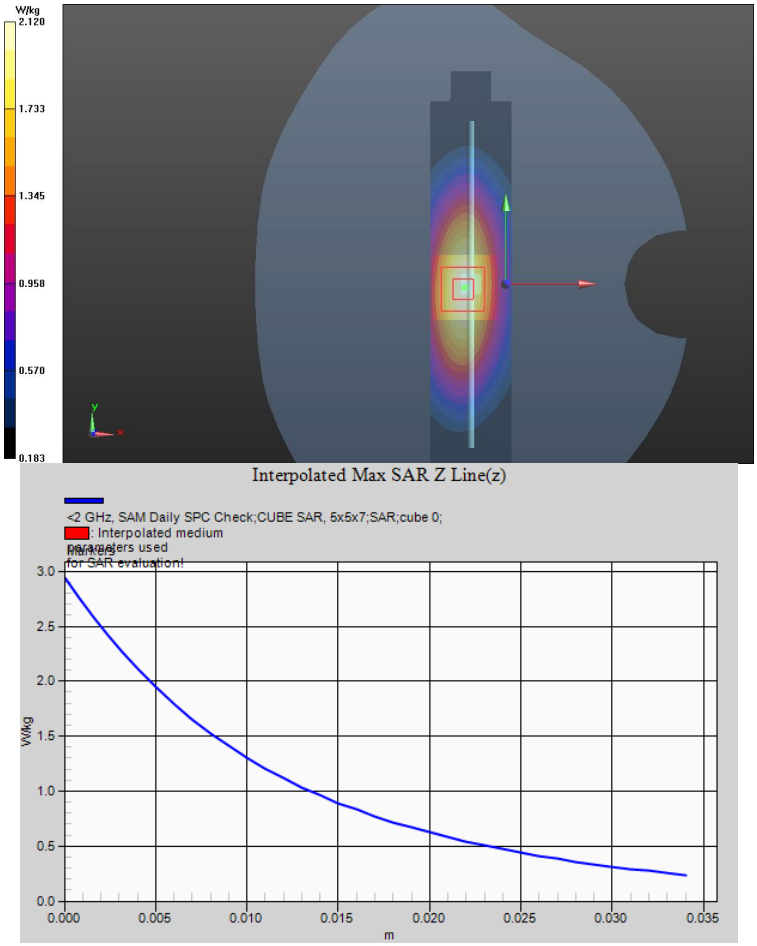

Daily SPC Check

Date/Time: 4/22/2013 9:53:07 AM

Test Laboratory: Motorola Mobility - CW System Verification for SAR using Dipoles

DUT Serial: D835V2 - SN:422tr

DASY Configuration:

- Probe: ES3DV3 - SN3180; ConvF(5.01,5.01,5.01); Calibrated: 2/11/2013;
- Sensor-Surface: 4 mm (Mechanical Surface Detection)
- Electronics: DAE4 Sn656; Calibrated: 2/7/2013
- Phantom: R#1 - Sugar SAM (extended range), Rev.2 (24-Feb-12); Type: SAM v4.0; Serial: TP-1156
- DASY52 52.8.5(1059); SEMCAD X Version 14.6.8 (7028)

Communication System: Communication System Band: CW for SAR Dipoles; Frequency: 835.0 MHz; Duty Cycle: 1:1.000
Medium Parameters used: f=835 MHz; $\sigma = 0.9092$; $\varepsilon_r = 39.25$ mho/m; $\rho = 1.000$ kg/m^3

SAM Daily SPC Check/fastSAR, Dipole Area Scan (41x141x1):
Interpolated grid: dx=1.000 mm, dy=1.500 mm
Fast SAR: SAR(1g) = 1.86 W/kg; SAR(10g) = 1.24 W/kg

SAM Daily SPC Check/CUBE SAR, 5x5x7 (21x21x36)/Cube 0:
Interpolated grid: dx=1.600 mm, dy=1.600 mm, dz=1.000 mm
Reference Value = 47.388 V/m, Power Drift = 0.029 dB
Averaged SAR: SAR(1g) = 1.86 W/kg; SAR(10g) = 1.22 W/kg

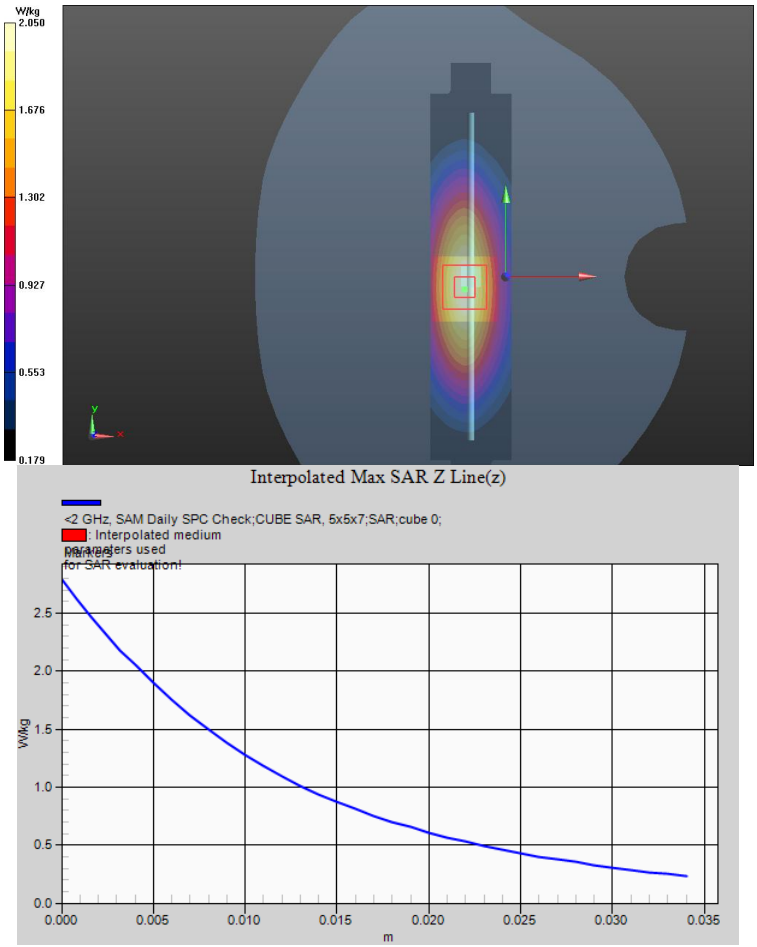

Daily SPC Check

Date/Time: 4/24/2013 8:49:31 AM

Test Laboratory: Motorola Mobility - CW System Verification for SAR using Dipoles

DUT Serial: D835V2 - SN:436tr

DASY Configuration:

- Probe: ES3DV3 - SN3124; ConvF(5.07,5.07,5.07); Calibrated: 8/20/2012;
- Sensor-Surface: 4 mm (Mechanical Surface Detection)
- Electronics: DAE4 Sn376; Calibrated: 9/3/2012
- Phantom: R#2 Sugar SAM (extended range), Rev.2 (24-Feb-12); Type: SAM v4.0; Serial: TP-1235
- DASY52 52.8.5(1059); SEMCAD X Version 14.6.8 (7028)

Communication System: Communication System Band: CW for SAR Dipoles; Frequency: 835.0 MHz; Duty Cycle: 1:1.000
Medium Parameters used: f=835 MHz; $\sigma = 0.9125$; $\varepsilon_r = 39.88$ mho/m; $\rho = 1.000$ kg/m^3

SAM Daily SPC Check/fastSAR, Dipole Area Scan (41x141x1):
Interpolated grid: dx=1.000 mm, dy=1.500 mm
Fast SAR: SAR(1g) = 1.98 W/kg; SAR(10g) = 1.32 W/kg

SAM Daily SPC Check/CUBE SAR, 5x5x7 (21x21x36)/Cube 0:
Interpolated grid: dx=1.600 mm, dy=1.600 mm, dz=1.000 mm
Reference Value = 48.931 V/m, Power Drift = -0.021 dB
Averaged SAR: SAR(1g) = 1.97 W/kg; SAR(10g) = 1.30 W/kg

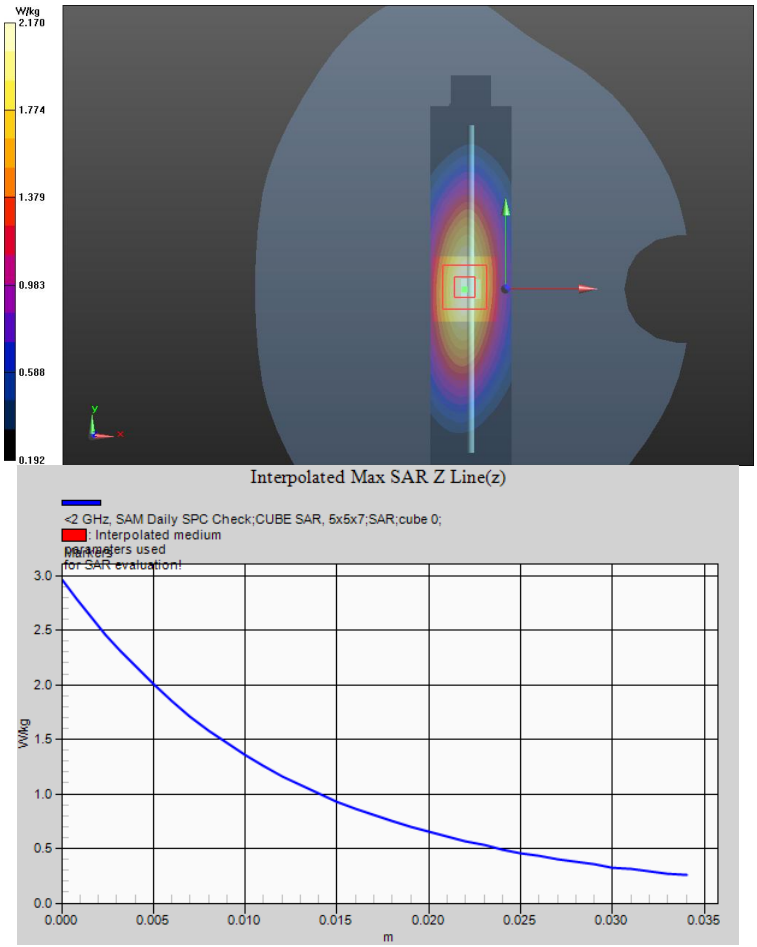

Daily SPC Check

Date/Time: 4/22/2013 7:08:49 AM

Test Laboratory: Motorola Mobility - CW System Verification for SAR using Dipoles

DUT Serial: D1800V2 - SN:2d191

DASY Configuration:

- Probe: ES3DV3 - SN3037; ConvF(5.15,5.15,5.15); Calibrated: 9/13/2012;
- Sensor-Surface: 4 mm (Mechanical Surface Detection)
- Electronics: DAE4 Sn703; Calibrated: 9/11/2012
- Phantom: R#4 Triple Flat Phantom 5.1C (Rev.4); Type: QD 000 P51 CA; Serial: n/a
- DASY52 52.8.5(1059); SEMCAD X Version 14.6.8 (7028)

Communication System: Communication System Band: CW for SAR Dipoles; Frequency: 1800 MHz; Duty Cycle: 1:1.000
Medium Parameters used: f=1800 MHz; σ = 1.338; ε_r = 37.44 mho/m; ρ = 1.000 kg/m^3

Daily SPC Check/fastSAR, Dipole Area Scan (41x141x1):
Interpolated grid: dx=1.000 mm, dy=1.500 mm
Fast SAR: SAR(1g) = 7.75 W/kg; SAR(10g) = 4.18 W/kg

Daily SPC Check/CUBE SAR, 5x5x7 (21x21x36)/Cube 0: Interpolated grid: dx=1.600 mm, dy=1.600 mm, dz=1.000 mm
Reference Value = 81.770 V/m, Power Drift = -0.022 dB
Averaged SAR: SAR(1g) = 7.66 W/kg; SAR(10g) = 4.03 W/kg

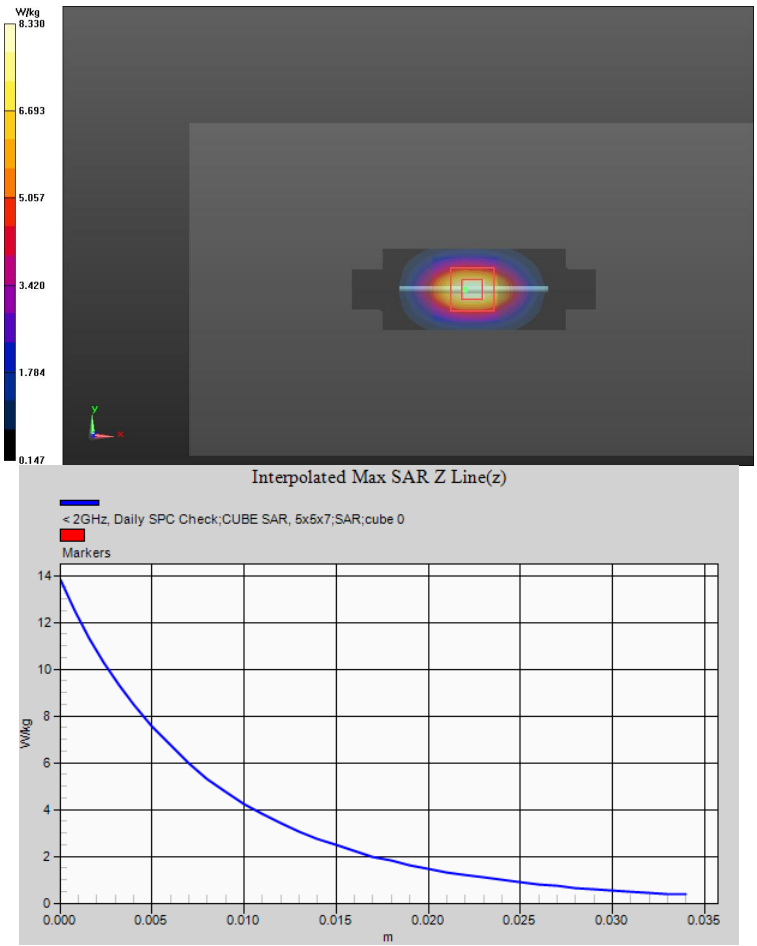

Daily SPC Check

Date/Time: 4/23/2013 7:13:42 AM

Test Laboratory: Motorola Mobility - CW System Verification for SAR using Dipoles

DUT Serial: D1800V2 - SN:259tr

DASY Configuration:

- Probe: ES3DV3 - SN3180; ConvF(5.01,5.01,5.01); Calibrated: 2/11/2013;
- Sensor-Surface: 4 mm (Mechanical Surface Detection)
- Electronics: DAE4 Sn656; Calibrated: 2/7/2013
- Phantom: R#-1, Triple Flat Phantom 5.1C (Rev.4); Type: QD 000 P51 CA; Serial: n/a
- DASY52 52.8.5(1059); SEMCAD X Version 14.6.8 (7028)

Communication System: Communication System Band: CW for SAR Dipoles; Frequency: 1800 MHz; Duty Cycle: 1:1.000
Medium Parameters used: f=1800 MHz; σ = 1.368; ε_r = 38.20 mho/m; ρ = 1.000 kg/m^3

Daily SPC Check/fastSAR, Dipole Area Scan (41x141x1):
Interpolated grid: dx=1.000 mm, dy=1.500 mm
Fast SAR: SAR(1g) = 7.64 W/kg; SAR(10g) = 4.15 W/kg

Daily SPC Check/CUBE SAR, 5x5x7 (21x21x36)/Cube 0: Interpolated grid: dx=1.600 mm, dy=1.600 mm, dz=1.000 mm
Reference Value = 78.662 V/m, Power Drift = -0.00103 dB
Averaged SAR: SAR(1g) = 7.57 W/kg; SAR(10g) = 4.00 W/kg

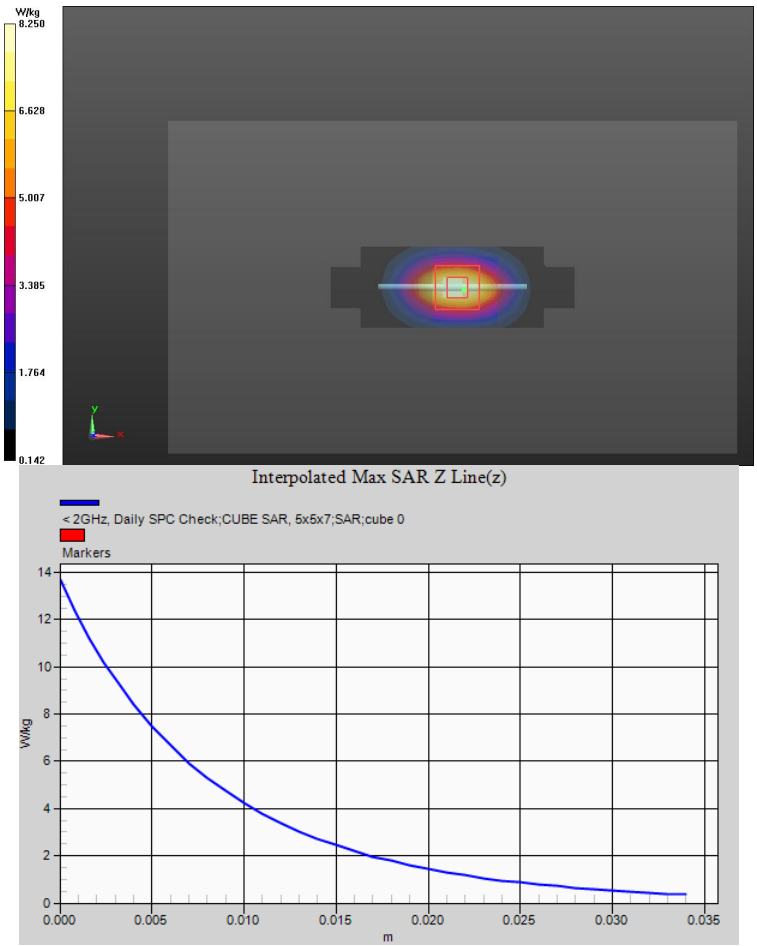

Daily SPC Check

Date/Time: 4/24/2013 7:20:44 AM

Test Laboratory: Motorola Mobility - CW System Verification for SAR using Dipoles

DUT Serial: D1800V2 - SN:2d190

DASY Configuration:

- Probe: ES3DV3 - SN3124; ConvF(5.07,5.07,5.07); Calibrated: 8/20/2012;
- Sensor-Surface: 4 mm (Mechanical Surface Detection)
- Electronics: DAE4 Sn376; Calibrated: 9/3/2012
- Phantom: R#2 Triple Flat Phantom 5.1C (Rev.4); Type: QD 000 P51 CA; Serial: n/a
- DASY52 52.8.5(1059); SEMCAD X Version 14.6.8 (7028)

Communication System: Communication System Band: CW for SAR Dipoles; Frequency: 1800 MHz; Duty Cycle: 1:1.000
Medium Parameters used: f=1800 MHz; σ = 1.382; ε_r = 37.76 mho/m; ρ = 1.000 kg/m^3

Daily SPC Check/fastSAR, Dipole Area Scan (41x141x1):
Interpolated grid: dx=1.000 mm, dy=1.500 mm
Fast SAR: SAR(1g) = 7.62 W/kg; SAR(10g) = 4.14 W/kg

Daily SPC Check/CUBE SAR, 5x5x7 (21x21x36)/Cube 0: Interpolated grid: dx=1.600 mm, dy=1.600 mm, dz=1.000 mm
Reference Value = 79.402 V/m, Power Drift = 0.055 dB
Averaged SAR: SAR(1g) = 7.56 W/kg; SAR(10g) = 4.00 W/kg



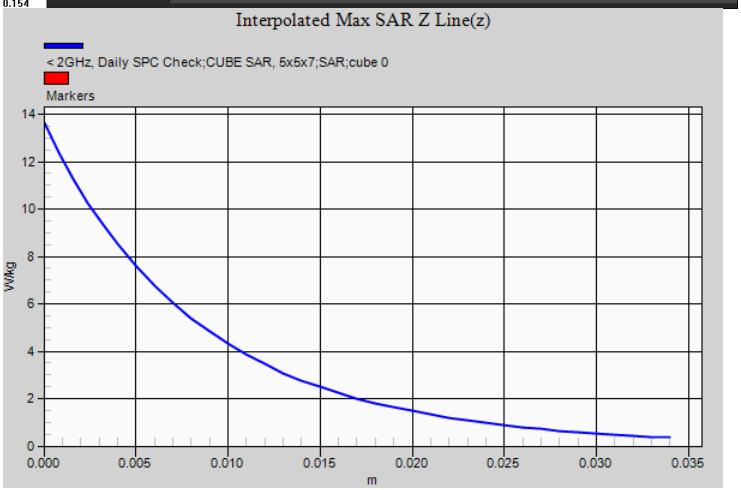

Daily SPC Check

Date/Time: 5/30/2013 7:20:12 AM

Test Laboratory: Motorola Mobility - CW System Verification for SAR using Dipoles

DUT Serial: D1800V2 - SN:259tr

DASY Configuration:

- Probe: ES3DV3 - SN3180; ConvF(5.01,5.01,5.01); Calibrated: 2/11/2013;
- Sensor-Surface: 4 mm (Mechanical Surface Detection)
- Electronics: DAE4 Sn715; Calibrated: 1/28/2013
- Phantom: R#-1, Triple Flat Phantom 5.1C (Rev.4); Type: QD 000 P51 CA; Serial: n/a
- DASY52 52.8.5(1059); SEMCAD X Version 14.6.8 (7028)

Communication System: Communication System Band: CW for SAR Dipoles; Frequency: 1800 MHz; Duty Cycle: 1:1.000
Medium Parameters used: f=1800 MHz; $\sigma = 1.344$; $\varepsilon_r = 38.37$ mho/m; $\rho = 1.000$ kg/m^3

Daily SPC Check/fastSAR, Dipole Area Scan (41x141x1):
Interpolated grid: dx=1.000 mm, dy=1.500 mm
Fast SAR: SAR(1g) = 7.43 W/kg; SAR(10g) = 4.01 W/kg

Daily SPC Check/CUBE SAR, 5x5x7 (21x21x36)/Cube 0: Interpolated grid: dx=1.600 mm, dy=1.600 mm, dz=1.000 mm
Reference Value = 78.972 V/m, Power Drift = 0.015 dB
Averaged SAR: SAR(1g) = 7.37 W/kg; SAR(10g) = 3.89 W/kg

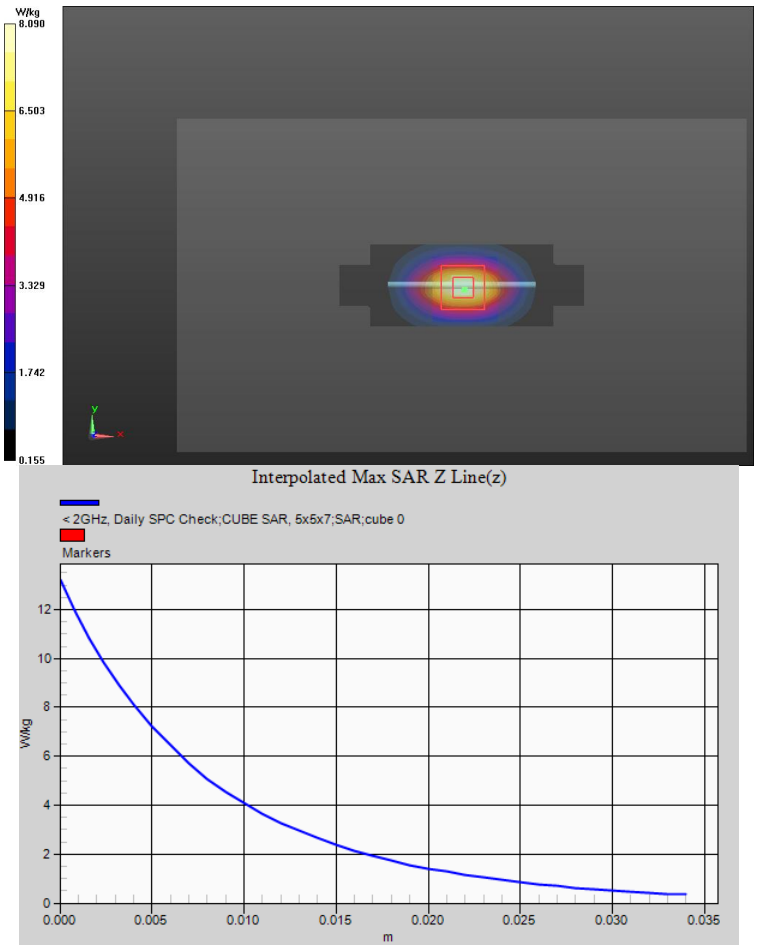

Daily SPC Check

Date/Time: 6/3/2013 7:38:01 AM

Test Laboratory: Motorola Mobility - CW System Verification for SAR using Dipoles

DUT Serial: D1800V2 - SN:2d190

DASY Configuration:

- Probe: ES3DV3 - SN3124; ConvF(5.07,5.07,5.07); Calibrated: 8/20/2012;
- Sensor-Surface: 4 mm (Mechanical Surface Detection)
- Electronics: DAE4 Sn376; Calibrated: 9/3/2012
- Phantom: R#2 Triple Flat Phantom 5.1C (Rev.4); Type: QD 000 P51 CA; Serial: n/a
- DASY52 52.8.5(1059); SEMCAD X Version 14.6.8 (7028)

Communication System: Communication System Band: CW for SAR Dipoles; Frequency: 1800 MHz; Duty Cycle: 1:1.000
Medium Parameters used: f=1800 MHz; σ = 1.327; ε_r = 38.36 mho/m; ρ = 1.000 kg/m^3

Daily SPC Check/fastSAR, Dipole Area Scan (41x141x1):
Interpolated grid: dx=1.000 mm, dy=1.500 mm
Fast SAR: SAR(1g) = 7.60 W/kg; SAR(10g) = 4.08 W/kg

Daily SPC Check/CUBE SAR, 5x5x7 (21x21x36)/Cube 0: Interpolated grid: dx=1.600 mm, dy=1.600 mm, dz=1.000 mm
Reference Value = 80.163 V/m, Power Drift = -0.012 dB
Averaged SAR: SAR(1g) = 7.50 W/kg; SAR(10g) = 3.95 W/kg

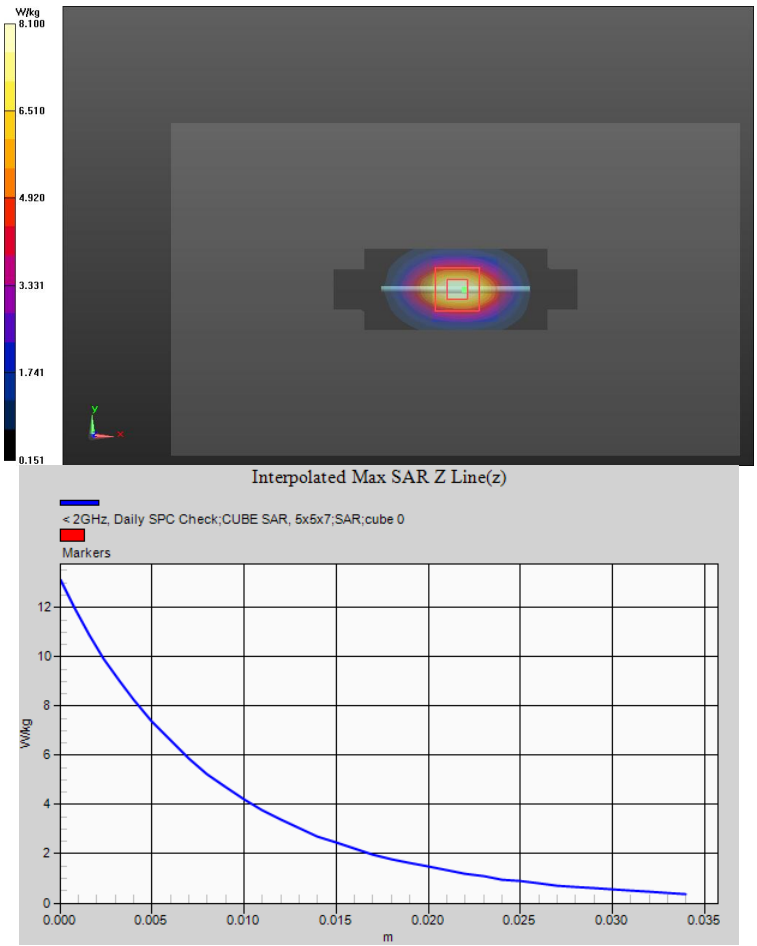

Daily SPC Check

Date/Time: 6/4/2013 7:10:20 AM

Test Laboratory: Motorola Mobility - CW System Verification for SAR using Dipoles

DUT Serial: D1800V2 - SN:2d190

DASY Configuration:

- Probe: ES3DV3 - SN3124; ConvF(5.07,5.07,5.07); Calibrated: 8/20/2012;
- Sensor-Surface: 4 mm (Mechanical Surface Detection)
- Electronics: DAE4 Sn376; Calibrated: 9/3/2012
- Phantom: R#2 Triple Flat Phantom 5.1C (Rev.4); Type: QD 000 P51 CA; Serial: n/a
- DASY52 52.8.5(1059); SEMCAD X Version 14.6.8 (7028)

Communication System: Communication System Band: CW for SAR Dipoles; Frequency: 1800 MHz; Duty Cycle: 1:1.000
Medium Parameters used: f=1800 MHz; σ = 1.323; ε_r = 37.98 mho/m; ρ = 1.000 kg/m^3

Daily SPC Check/fastSAR, Dipole Area Scan (41x141x1):
Interpolated grid: dx=1.000 mm, dy=1.500 mm
Fast SAR: SAR(1g) = 7.55 W/kg; SAR(10g) = 4.04 W/kg

Daily SPC Check/CUBE SAR, 5x5x7 (21x21x36)/Cube 0: Interpolated grid: dx=1.600 mm, dy=1.600 mm, dz=1.000 mm
Reference Value = 79.032 V/m, Power Drift = -0.000504 dB
Averaged SAR: SAR(1g) = 7.44 W/kg; SAR(10g) = 3.92 W/kg

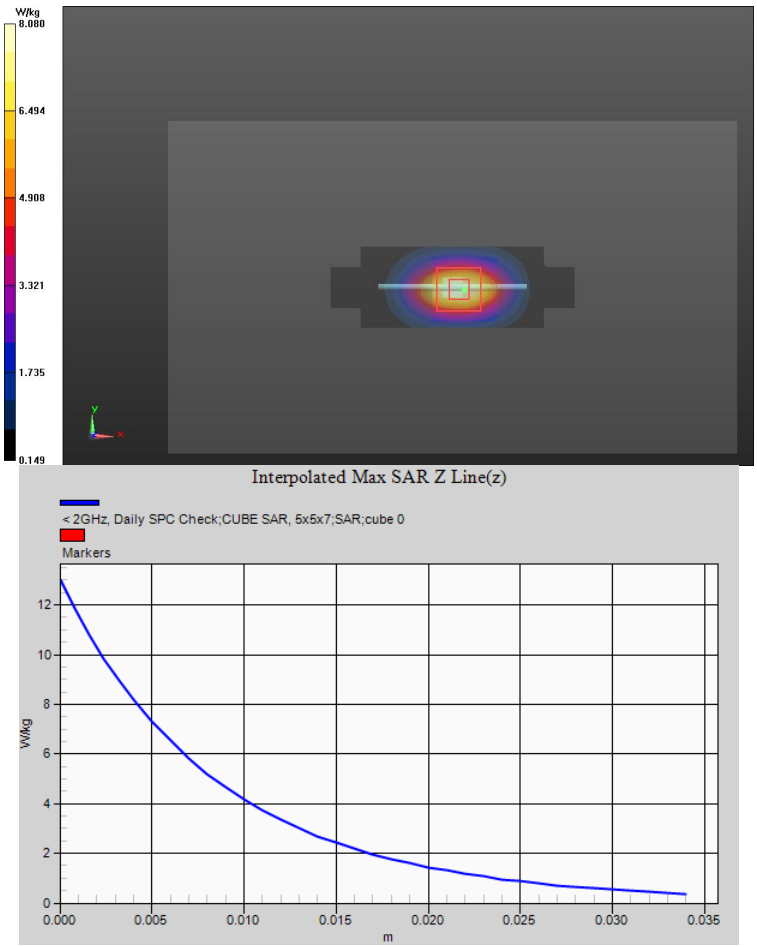

Daily SPC Check

Date/Time: 6/6/2013 7:31:07 AM

Test Laboratory: Motorola Mobility - CW System Verification for SAR using Dipoles

DUT Serial: D1800V2 - SN:259tr

DASY Configuration:

- Probe: ES3DV3 - SN3180; ConvF(5.01,5.01,5.01); Calibrated: 2/11/2013;
- Sensor-Surface: 4 mm (Mechanical Surface Detection)
- Electronics: DAE4 Sn715; Calibrated: 1/28/2013
- Phantom: R#-1, Triple Flat Phantom 5.1C (Rev.4); Type: QD 000 P51 CA; Serial: n/a
- DASY52 52.8.5(1059); SEMCAD X Version 14.6.8 (7028)

Communication System: Communication System Band: CW for SAR Dipoles; Frequency: 1800 MHz; Duty Cycle: 1:1.000
Medium Parameters used: f=1800 MHz; σ = 1.359; ε_r = 37.93 mho/m; ρ = 1.000 kg/m^3

Daily SPC Check/fastSAR, Dipole Area Scan (41x141x1):
Interpolated grid: dx=1.000 mm, dy=1.500 mm
Fast SAR: SAR(1g) = 7.59 W/kg; SAR(10g) = 4.12 W/kg

Daily SPC Check/CUBE SAR, 5x5x7 (21x21x36)/Cube 0:
Interpolated grid: dx=1.600 mm, dy=1.600 mm, dz=1.000 mm
Reference Value = 79.844 V/m, Power Drift = 0.0089 dB
Averaged SAR: SAR(1g) = 7.56 W/kg; SAR(10g) = 3.99 W/kg

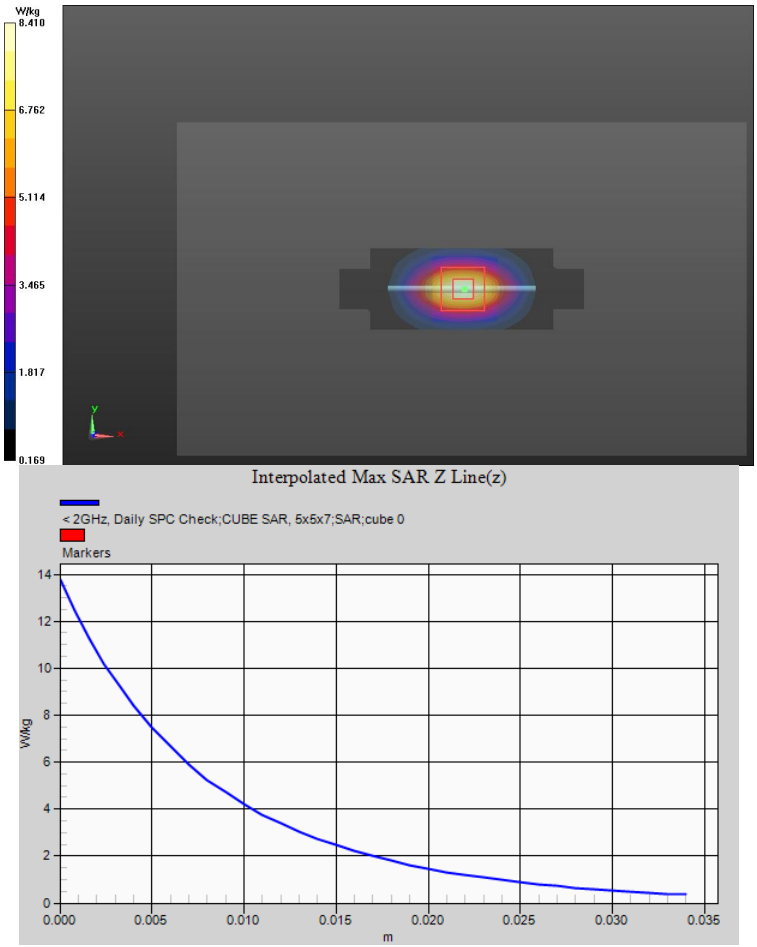

Daily SPC Check

Date/Time: 5/20/2013 10:05:36 PM

Test Lab: Motorola Mobility - CW System Verification for SAR using Dipoles

DUT Serial: D2450V2 - SN:877

DASY Configuration:

- Probe: EX3DV4 - SN3730; ConvF(7.62,7.62,7.62); Calibrated: 8/24/2012;
- Sensor-Surface: 4 mm (Mechanical Surface Detection)
- Electronics: DAE4 Sn784; Calibrated: 3/6/2013
- Phantom: R#3, 2450 WiFi SAM (extended range), Rev.2 (24-Feb-12); Type: SAM v4.0; Serial: TP-1153
- DASY52 52.8.5(1059); SEMCAD X Version 14.6.8 (7028)

Communication System: CW for SAR Dipoles; Frequency: 2450 MHz; Duty Cycle: 1:1.000
Medium Parameters used: f=2450 MHz; σ = 1.761; ε_r = 35.74 mho/m; ρ = 1.000 kg/m^3

SAM Daily SPC Check/fastSAR, Dipole Area Scan (41x221x1):
Interpolated grid: dx=1.000 mm, dy=1.000 mm
Fast SAR: SAR(1g) = 5.22 W/kg; SAR(10g) = 2.47 W/kg

SAM Daily SPC Check/CUBE SAR, 7x7x7 (31x31x36)/Cube 0:
Interpolated grid: dx=1.000 mm, dy=1.000 mm, dz=1.000 mm
Reference Value = 58.549 V/m, Power Drift = 0.040 dB
Averaged SAR: SAR(1g) = 5.28 W/kg; SAR(10g) = 2.44 W/kg

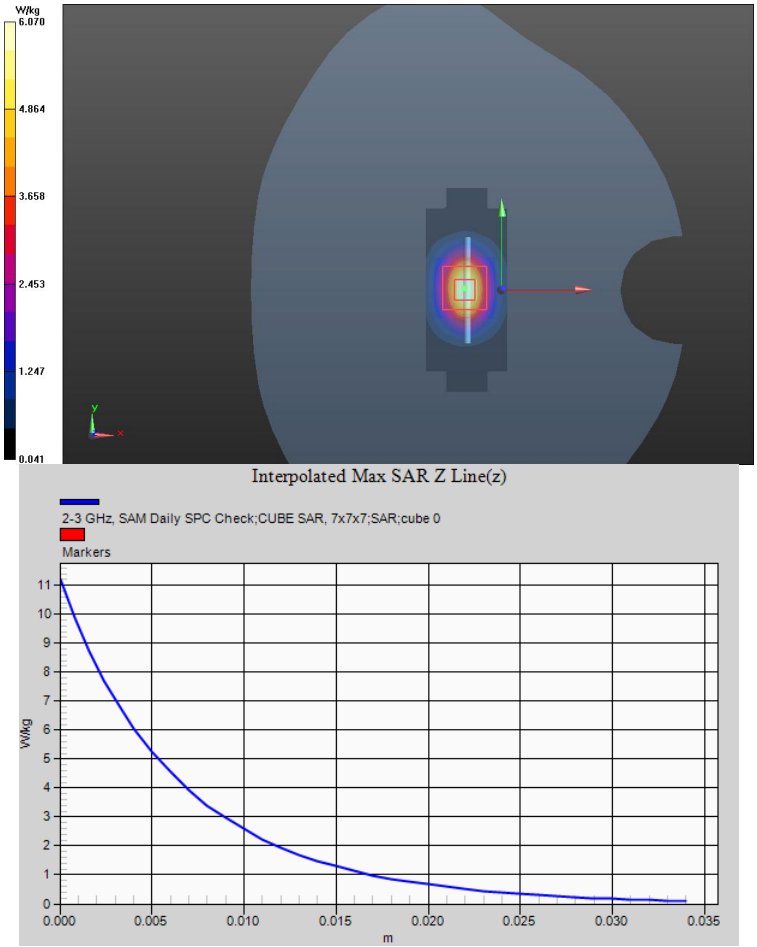

Daily SPC Check

Date/Time: 5/26/2013 9:19:12 AM

Test Laboratory: Motorola Mobility - CW System Verification for SAR using Dipoles

DUT Serial: D5GHzV2 - SN:1098

DASY Configuration:

- Probe: EX3DV4 - SN3730; ConvF(7.62,7.62,7.62); Calibrated: 8/24/2012;
- Sensor-Surface: 2 mm (Mechanical Surface Detection)
- Electronics: DAE4 Sn784; Calibrated: 3/6/2013
- Phantom: R#3, 5GHz SAM, REV.2 (13nov12); Type: SAM; Serial: TP-1106
- DASY52 52.8.5(1059); SEMCAD X Version 14.6.8 (7028)

Communication System: Communication System Band: CW for SAR Dipoles; Frequency: 5200 MHz; Duty Cycle: 1:1.000
Medium Parameters used: f=5200 MHz; σ = 4.564; ε_r = 34.00 mho/m; ρ = 1.000 kg/m^3

SAM Daily SPC Check/fastSAR, Dipole Area Scan (41x211x1):
Interpolated grid: dx=1.000 mm, dy=1.000 mm
Fast SAR: SAR(1g) = 7.63 W/kg; SAR(10g) = 2.11 W/kg

SAM Daily SPC Check/CUBE SAR, 7x7x12 (31x31x31)/Cube 0:
Interpolated grid: dx=0.800 mm, dy=0.800 mm, dz=0.400 mm
Reference Value = 61.314 V/m, Power Drift = -0.086 dB
Averaged SAR: SAR(1g) = 7.99 W/kg; SAR(10g) = 2.25 W/kg

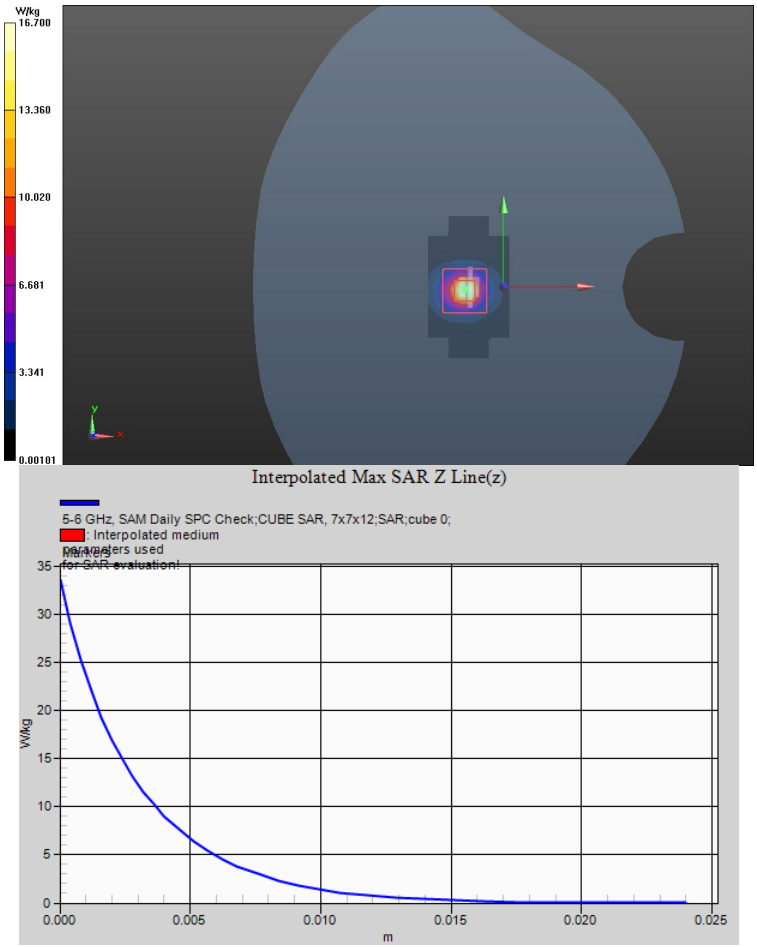

Daily SPC Check

Date/Time: 5/26/2013 12:14:02 PM

Test Laboratory: Motorola Mobility - CW System Verification for SAR using Dipoles

DUT Serial: D5GHzV2 - SN:1098

DASY Configuration:

- Probe: EX3DV4 - SN3730; ConvF(7.62,7.62,7.62); Calibrated: 8/24/2012;
- Sensor-Surface: 2 mm (Mechanical Surface Detection)
- Electronics: DAE4 Sn784; Calibrated: 3/6/2013
- Phantom: R#3, 5GHz SAM, REV.2 (13nov12); Type: SAM; Serial: TP-1106
- DASY52 52.8.5(1059); SEMCAD X Version 14.6.8 (7028)

Communication System: Communication System Band: CW for SAR Dipoles; Frequency: 5800 MHz; Duty Cycle: 1:1.000
Medium Parameters used: f=5800 MHz; σ = 5.252; ε_r = 32.61 mho/m; ρ = 1.000 kg/m^3

SAM Daily SPC Check/fastSAR, Dipole Area Scan (41x211x1):
Interpolated grid: dx=1.000 mm, dy=1.000 mm
Fast SAR: SAR(1g) = 7.58 W/kg; SAR(10g) = 2.08 W/kg

SAM Daily SPC Check/CUBE SAR, 7x7x12 (31x31x31)/Cube 0:
Interpolated grid: dx=0.800 mm, dy=0.800 mm, dz=0.400 mm
Reference Value = 59.378 V/m, Power Drift = -0.101 dB
Averaged SAR: SAR(1g) = 7.91 W/kg; SAR(10g) = 2.22 W/kg

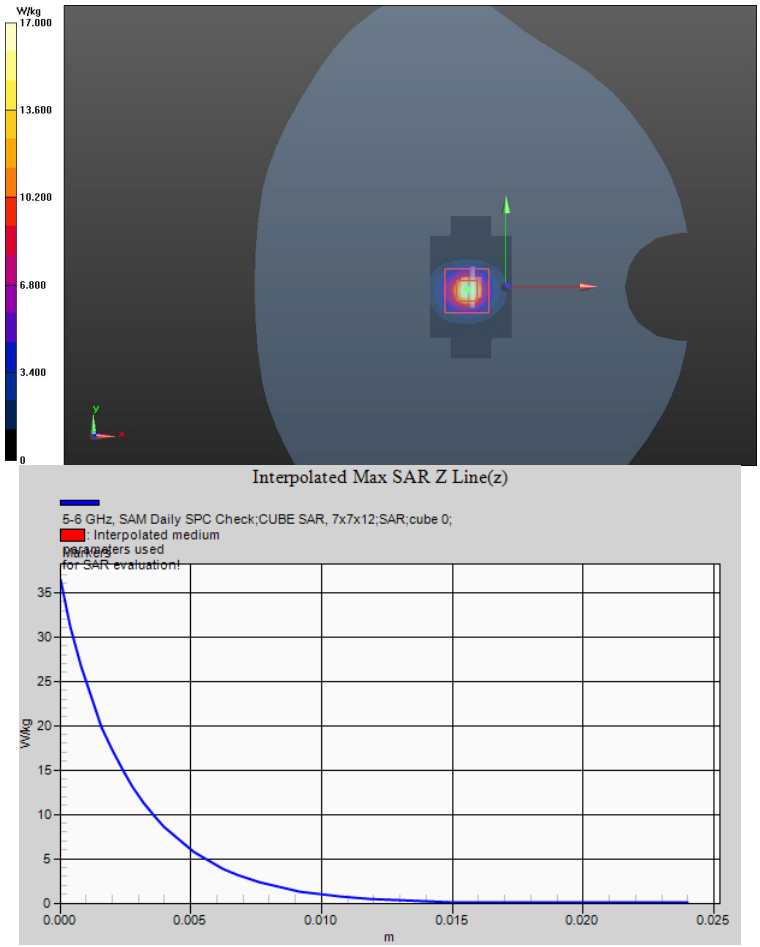

Daily SPC Check

B. System Accuracy Verification Measurements for Body SAR Measurements

Date/Time: 4/22/2013 1:51:05 PM

Test Lab: Motorola Mobility - CW System Verification for SAR using Dipoles

DUT Serial: D835V2 - SN:423tr

DASY Configuration:

- Probe: ES3DV3 - SN3037; ConvF(5.15,5.15,5.15); Calibrated: 9/13/2012;
- Sensor-Surface: 4 mm (Mechanical Surface Detection)
- Electronics: DAE4 Sn703; Calibrated: 9/11/2012
- Phantom: R#4 Triple Flat Phantom 5.1C (Rev.4); Type: QD 000 P51 CA; Serial: n/a
- DASY52 52.8.5(1059); SEMCAD X Version 14.6.8 (7028)

Communication System: CW for SAR Dipoles; Frequency: 835.0 MHz; Duty Cycle: 1:1.000
Medium Parameters used: f=835 MHz; σ = 1.004; ε_r = 54.04 mho/m; ρ = 1.000 kg/m^3

Daily SPC Check/fastSAR, Dipole Area Scan (41x141x1):
Interpolated grid: dx=1.000 mm, dy=1.500 mm
Fast SAR: SAR(1g) = 1.95 W/kg; SAR(10g) = 1.30 W/kg

Daily SPC Check/CUBE SAR, 5x5x7 (21x21x36)/Cube 0:
Interpolated grid: dx=1.600 mm, dy=1.600 mm, dz=1.000 mm
Reference Value = 47.413 V/m, Power Drift = -0.195 dB
Averaged SAR: SAR(1g) = 1.94 W/kg; SAR(10g) = 1.29 W/kg

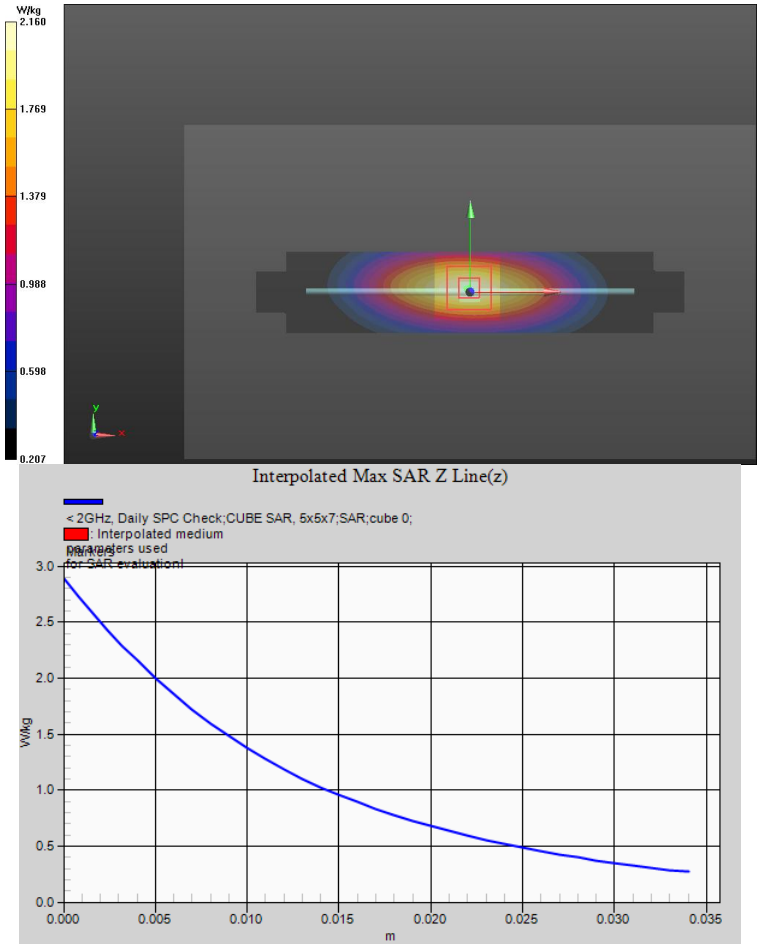

Daily SPC Check

Date/Time: 4/22/2013 2:44:19 PM

Test Lab: Motorola Mobility - CW System Verification for SAR using Dipoles

DUT Serial: D835V2 - SN:436tr

DASY Configuration:

- Probe: ES3DV3 - SN3124; ConvF(5.07,5.07,5.07); Calibrated: 8/20/2012;
- Sensor-Surface: 4 mm (Mechanical Surface Detection)
- Electronics: DAE4 Sn376; Calibrated: 9/3/2012
- Phantom: R#2 Triple Flat Phantom 5.1C (Rev.4); Type: QD 000 P51 CA; Serial: n/a
- DASY52 52.8.5(1059); SEMCAD X Version 14.6.8 (7028)

Communication System: CW for SAR Dipoles; Frequency: 835.0 MHz; Duty Cycle: 1:1.000
Medium Parameters used: f=835 MHz; σ = 0.9999; ε_r = 53.31 mho/m; ρ = 1.000 kg/m^3

Daily SPC Check/fastSAR, Dipole Area Scan (41x141x1):
Interpolated grid: dx=1.000 mm, dy=1.500 mm
Fast SAR: SAR(1g) = 2.00 W/kg; SAR(10g) = 1.33 W/kg

Daily SPC Check/CUBE SAR, 5x5x7 (21x21x36)/Cube 0:
Interpolated grid: dx=1.600 mm, dy=1.600 mm, dz=1.000 mm
Reference Value = 47.834 V/m, Power Drift = -0.00262 dB
Averaged SAR: SAR(1g) = 2.00 W/kg; SAR(10g) = 1.33 W/kg

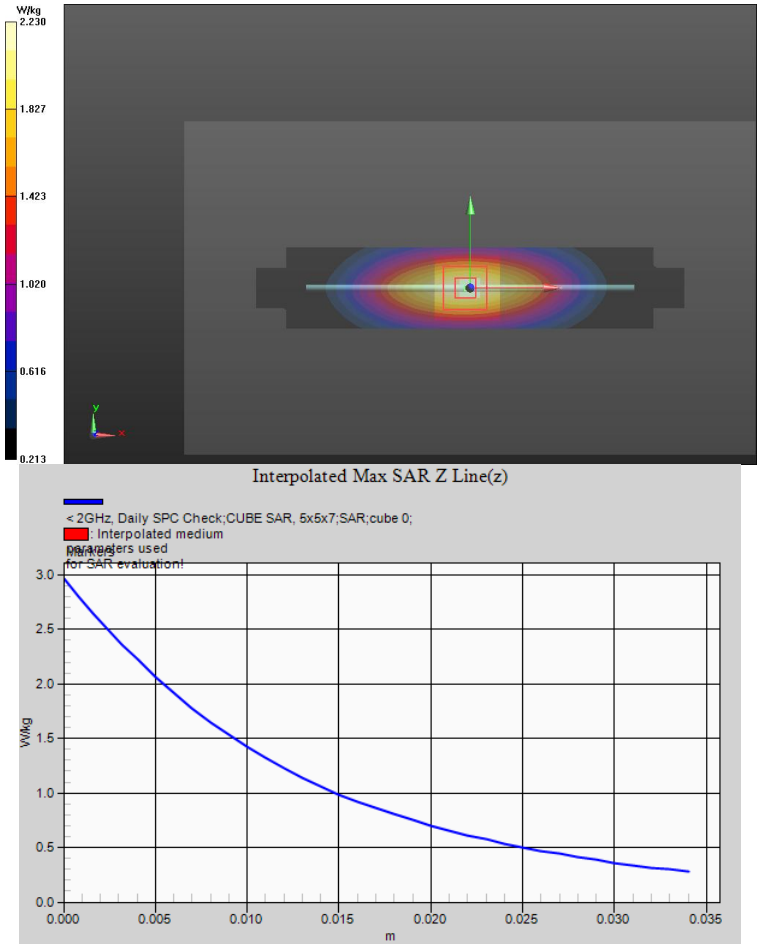

Daily SPC Check

Date/Time: 4/23/2013 8:02:18 AM

Test Lab: Motorola Mobility - CW System Verification for SAR using Dipoles

DUT Serial: D835V2 - SN:423tr

DASY Configuration:

- Probe: ES3DV3 - SN3037; ConvF(5.15,5.15,5.15); Calibrated: 9/13/2012;
- Sensor-Surface: 4 mm (Mechanical Surface Detection)
- Electronics: DAE4 Sn703; Calibrated: 9/11/2012
- Phantom: R#4 Triple Flat Phantom 5.1C (Rev.4); Type: QD 000 P51 CA; Serial: n/a
- DASY52 52.8.5(1059); SEMCAD X Version 14.6.8 (7028)

Communication System: CW for SAR Dipoles; Frequency: 835.0 MHz; Duty Cycle: 1:1.000
Medium Parameters used: f=835 MHz; σ = 0.9989; ε_r = 54.10 mho/m; ρ = 1.000 kg/m^3

Daily SPC Check/fastSAR, Dipole Area Scan (41x141x1):
Interpolated grid: dx=1.000 mm, dy=1.500 mm
Fast SAR: SAR(1g) = 1.95 W/kg; SAR(10g) = 1.29 W/kg

Daily SPC Check/CUBE SAR, 5x5x7 (21x21x36)/Cube 0:
Interpolated grid: dx=1.600 mm, dy=1.600 mm, dz=1.000 mm
Reference Value = 47.305 V/m, Power Drift = -0.016 dB
Averaged SAR: SAR(1g) = 1.94 W/kg; SAR(10g) = 1.29 W/kg

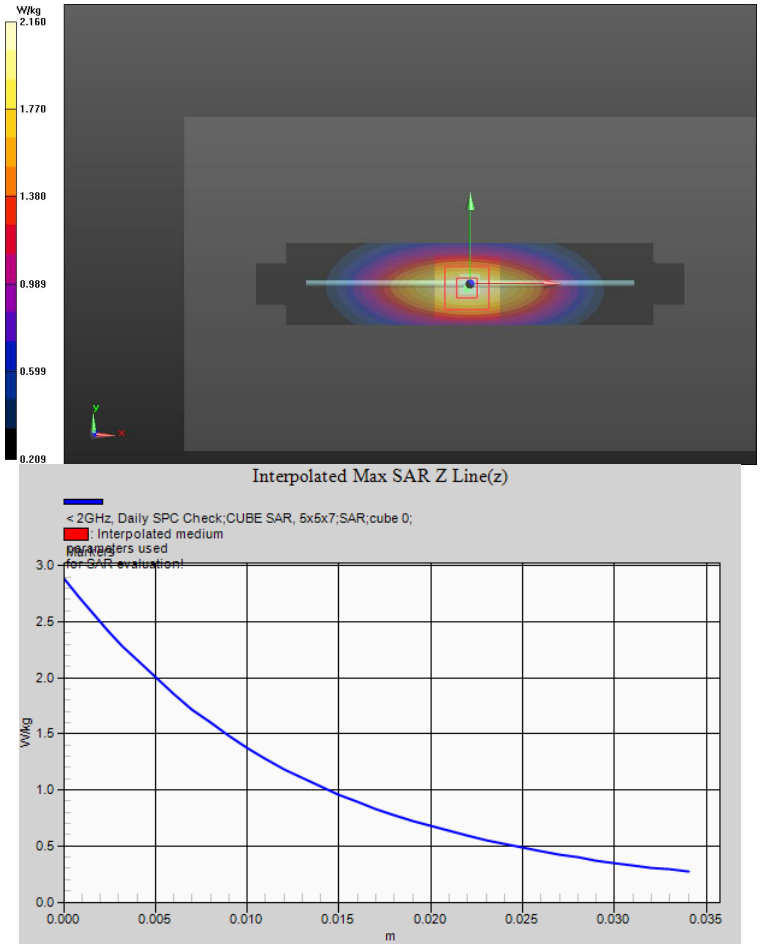

Daily SPC Check

Date/Time: 4/24/2013 8:46:31 AM

Test Lab: Motorola Mobility - CW System Verification for SAR using Dipoles

DUT Serial: D835V2 - SN:422tr

DASY Configuration:

- Probe: ES3DV3 - SN3180; ConvF(5.01,5.01,5.01); Calibrated: 2/11/2013;
- Sensor-Surface: 4 mm (Mechanical Surface Detection)
- Electronics: DAE4 Sn656; Calibrated: 2/7/2013
- Phantom: R#-1, Triple Flat Phantom 5.1C (Rev.4); Type: QD 000 P51 CA; Serial: n/a
- DASY52 52.8.5(1059); SEMCAD X Version 14.6.8 (7028)

Communication System: CW for SAR Dipoles; Frequency: 835.0 MHz; Duty Cycle: 1:1.000
Medium Parameters used: f=835 MHz; σ = 0.9939; ε_r = 51.84 mho/m; ρ = 1.000 kg/m^3

Daily SPC Check/fastSAR, Dipole Area Scan (41x141x1):
Interpolated grid: dx=1.000 mm, dy=1.500 mm
Fast SAR: SAR(1g) = 1.93 W/kg; SAR(10g) = 1.29 W/kg

Daily SPC Check/CUBE SAR, 5x5x7 (21x21x36)/Cube 0:
Interpolated grid: dx=1.600 mm, dy=1.600 mm, dz=1.000 mm
Reference Value = 47.183 V/m, Power Drift = -0.023 dB
Averaged SAR: SAR(1g) = 1.92 W/kg; SAR(10g) = 1.28 W/kg

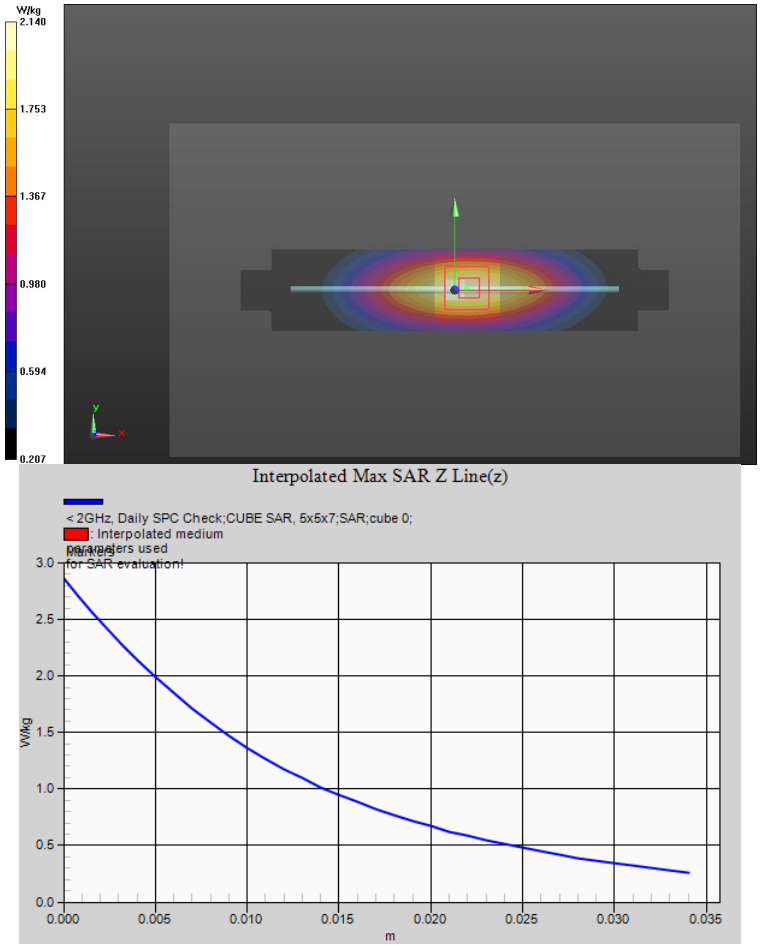

Daily SPC Check

Date/Time: 4/24/2013 8:22:16 AM

Test Lab: Motorola Mobility - CW System Verification for SAR using Dipoles

DUT Serial: D835V2 - SN:436tr

DASY Configuration:

- Probe: ES3DV3 - SN3124; ConvF(5.07,5.07,5.07); Calibrated: 8/20/2012;
- Sensor-Surface: 4 mm (Mechanical Surface Detection)
- Electronics: DAE4 Sn376; Calibrated: 9/3/2012
- Phantom: R#2 Triple Flat Phantom 5.1C (Rev.4); Type: QD 000 P51 CA; Serial: n/a
- DASY52 52.8.5(1059); SEMCAD X Version 14.6.8 (7028)

Communication System: CW for SAR Dipoles; Frequency: 835.0 MHz; Duty Cycle: 1:1.000
Medium Parameters used: f=835 MHz; σ = 0.9999; ε_r = 53.09 mho/m; ρ = 1.000 kg/m^3

Daily SPC Check/fastSAR, Dipole Area Scan (41x141x1):
Interpolated grid: dx=1.000 mm, dy=1.500 mm
Fast SAR: SAR(1g) = 1.96 W/kg; SAR(10g) = 1.31 W/kg

Daily SPC Check/CUBE SAR, 5x5x7 (21x21x36)/Cube 0:
Interpolated grid: dx=1.600 mm, dy=1.600 mm, dz=1.000 mm
Reference Value = 47.389 V/m, Power Drift = -0.022 dB
Averaged SAR: SAR(1g) = 1.96 W/kg; SAR(10g) = 1.31 W/kg

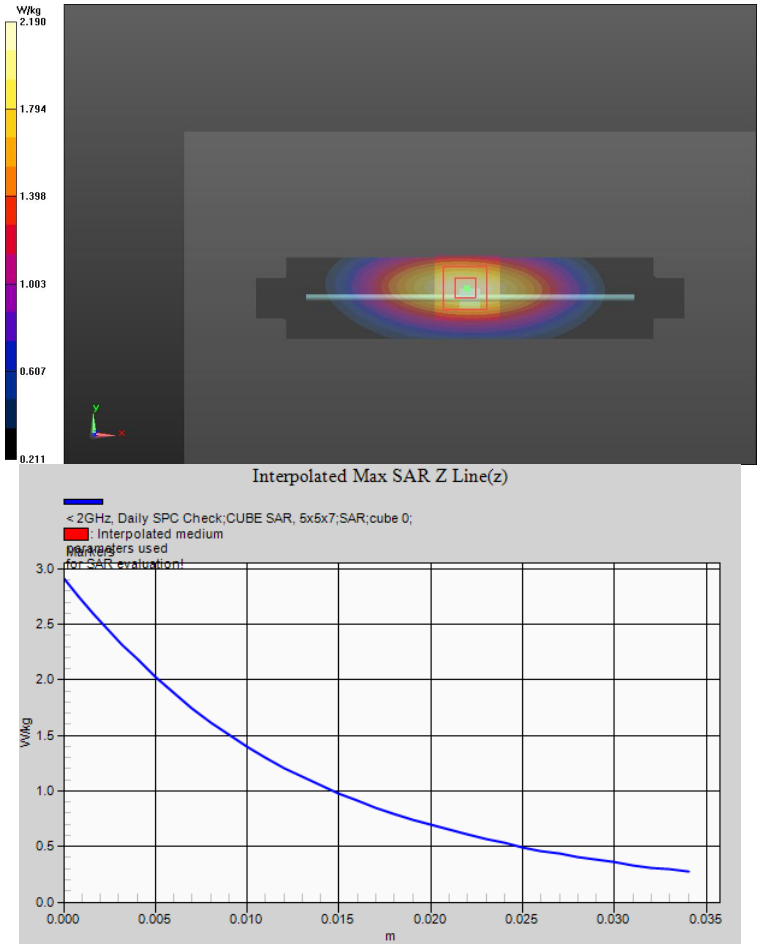

Daily SPC Check

Date/Time: 4/25/2013 5:26:18 PM

Test Lab: Motorola Mobility - CW System Verification for SAR using Dipoles

DUT Serial: D835V2 - SN:423tr

DASY Configuration:

- Probe: ES3DV3 - SN3037; ConvF(5.15,5.15,5.15); Calibrated: 9/13/2012;
- Sensor-Surface: 4 mm (Mechanical Surface Detection)
- Electronics: DAE4 Sn703; Calibrated: 9/11/2012
- Phantom: R#4 Triple Flat Phantom 5.1C (Rev.4); Type: QD 000 P51 CA; Serial: n/a
- DASY52 52.8.5(1059); SEMCAD X Version 14.6.8 (7028)

Communication System: CW for SAR Dipoles; Frequency: 835.0 MHz; Duty Cycle: 1:1.000
Medium Parameters used: f=835 MHz; σ = 1.017; ε_r = 54.47 mho/m; ρ = 1.000 kg/m^3

Daily SPC Check/fastSAR, Dipole Area Scan (41x141x1):
Interpolated grid: dx=1.000 mm, dy=1.500 mm
Fast SAR: SAR(1g) = 1.96 W/kg; SAR(10g) = 1.31 W/kg

Daily SPC Check/CUBE SAR, 5x5x7 (21x21x36)/Cube 0:
Interpolated grid: dx=1.600 mm, dy=1.600 mm, dz=1.000 mm
Reference Value = 47.219 V/m, Power Drift = -0.020 dB
Averaged SAR: SAR(1g) = 1.96 W/kg; SAR(10g) = 1.30 W/kg

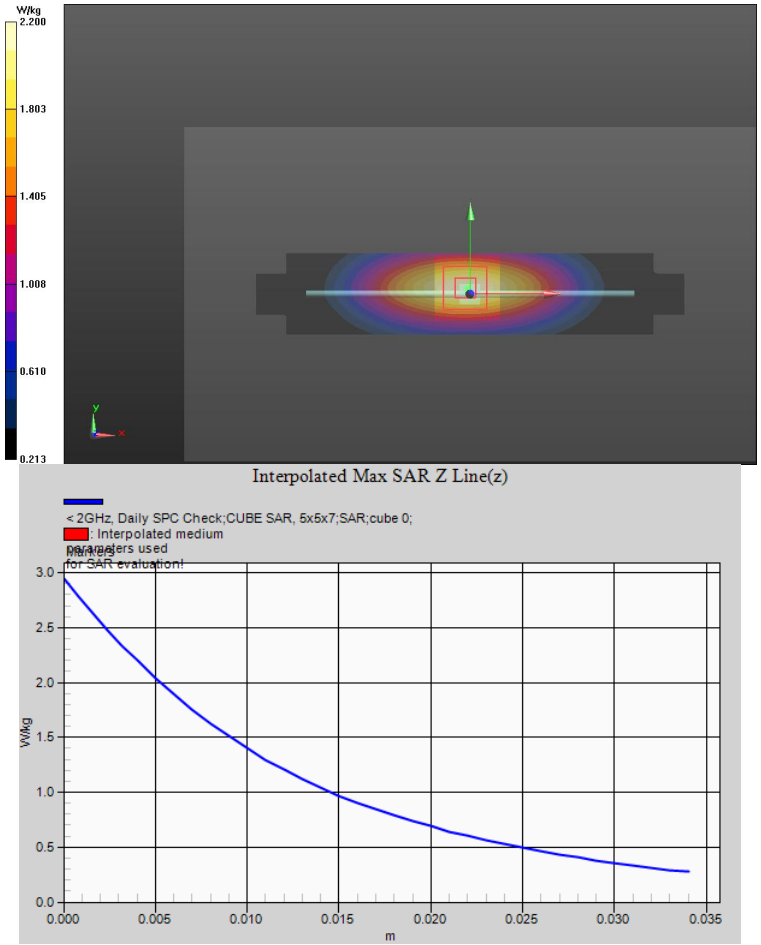

Daily SPC Check

Date/Time: 4/25/2013 5:12:21 PM

Test Lab: Motorola Mobility - CW System Verification for SAR using Dipoles

DUT Serial: D835V2 - SN:422tr

DASY Configuration:

- Probe: ES3DV3 - SN3180; ConvF(5.01,5.01,5.01); Calibrated: 2/11/2013;
- Sensor-Surface: 4 mm (Mechanical Surface Detection)
- Electronics: DAE4 Sn656; Calibrated: 2/7/2013
- Phantom: R#-1, Triple Flat Phantom 5.1C (Rev.4); Type: QD 000 P51 CA; Serial: n/a
- DASY52 52.8.5(1059); SEMCAD X Version 14.6.8 (7028)

Communication System: CW for SAR Dipoles; Frequency: 835.0 MHz; Duty Cycle: 1:1.000
Medium Parameters used: f=835 MHz; σ = 1.009; ε_r = 52.72 mho/m; ρ = 1.000 kg/m^3

Daily SPC Check/fastSAR, Dipole Area Scan (41x141x1):
Interpolated grid: dx=1.000 mm, dy=1.500 mm
Fast SAR: SAR(1g) = 1.90 W/kg; SAR(10g) = 1.26 W/kg

Daily SPC Check/CUBE SAR, 5x5x7 (21x21x36)/Cube 0:
Interpolated grid: dx=1.600 mm, dy=1.600 mm, dz=1.000 mm
Reference Value = 46.353 V/m, Power Drift = -0.00914 dB
Averaged SAR: SAR(1g) = 1.89 W/kg; SAR(10g) = 1.26 W/kg

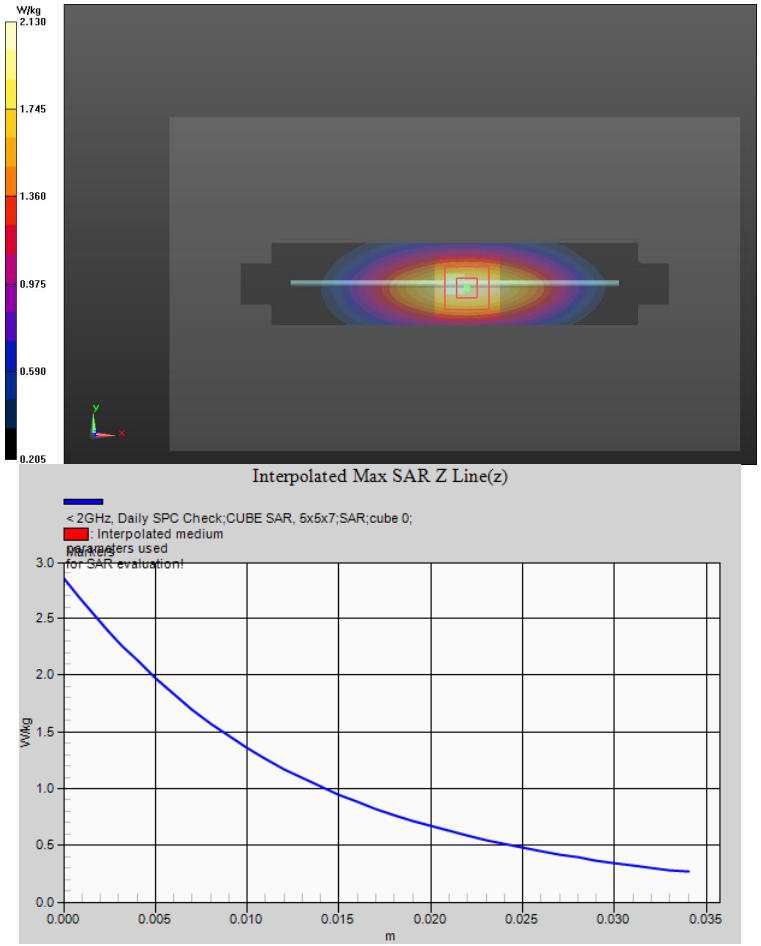

Daily SPC Check

Date/Time: 4/22/2013 4:41:18 PM

Test Lab: Motorola Mobility - CW System Verification for SAR using Dipoles

DUT Serial: D1800V2 - SN:2d191

DASY Configuration:

- Probe: ES3DV3 - SN3037; ConvF(5.15,5.15,5.15); Calibrated: 9/13/2012;
- Sensor-Surface: 4 mm (Mechanical Surface Detection)
- Electronics: DAE4 Sn703; Calibrated: 9/11/2012
- Phantom: R#4 Triple Flat Phantom 5.1C (Rev.4); Type: QD 000 P51 CA; Serial: n/a
- DASY52 52.8.5(1059); SEMCAD X Version 14.6.8 (7028)

Communication System: CW for SAR Dipoles; Frequency: 1800 MHz; Duty Cycle: 1:1.000
Medium Parameters used: f=1800 MHz; σ = 1.416; ε_r = 49.48 mho/m; ρ = 1.000 kg/m^3

Daily SPC Check/fastSAR, Dipole Area Scan (41x141x1):
Interpolated grid: dx=1.000 mm, dy=1.500 mm
Fast SAR: SAR(1g) = 8.03 W/kg; SAR(10g) = 4.25 W/kg

Daily SPC Check/CUBE SAR, 5x5x7 (21x21x36)/Cube 0:
Interpolated grid: dx=1.600 mm, dy=1.600 mm, dz=1.000 mm
Reference Value = 80.342 V/m, Power Drift = -0.045 dB
Averaged SAR: SAR(1g) = 7.91 W/kg; SAR(10g) = 4.17 W/kg

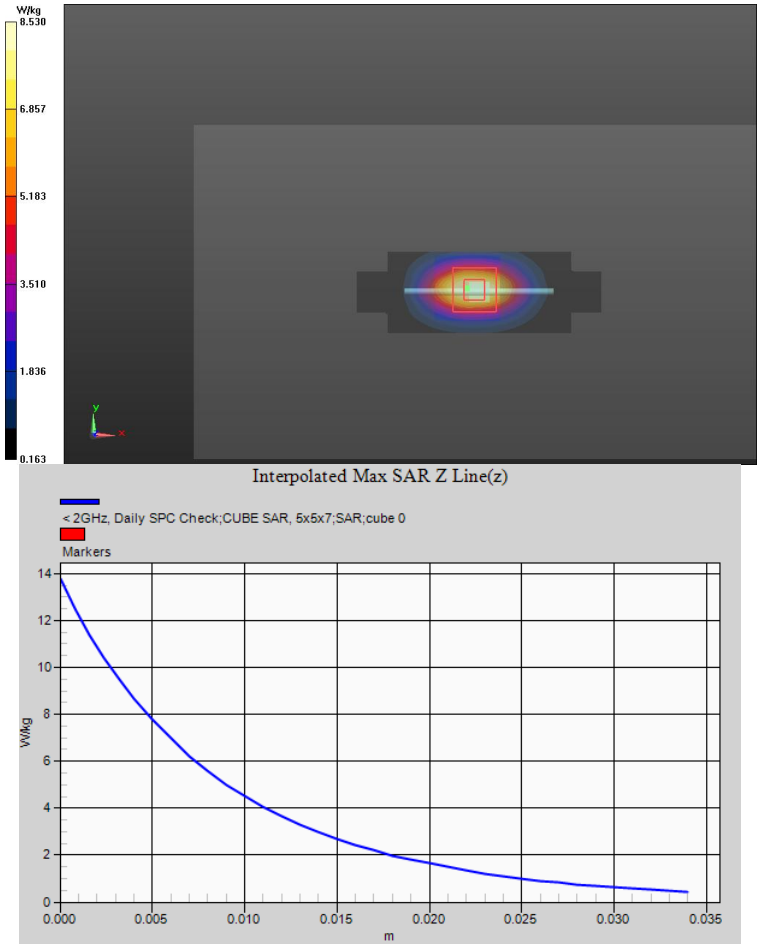

Daily SPC Check

Date/Time: 4/22/2013 2:48:05 AM

Test Lab: Motorola Mobility - CW System Verification for SAR using Dipoles

DUT Serial: D1800V2 - SN:259tr

DASY Configuration:

- Probe: ES3DV3 - SN3180; ConvF(5.01,5.01,5.01); Calibrated: 2/11/2013;
- Sensor-Surface: 4 mm (Mechanical Surface Detection)
- Electronics: DAE4 Sn656; Calibrated: 2/7/2013
- Phantom: R#-1, Triple Flat Phantom 5.1C (Rev.4); Type: QD 000 P51 CA; Serial: n/a
- DASY52 52.8.5(1059); SEMCAD X Version 14.6.8 (7028)

Communication System: CW for SAR Dipoles; Frequency: 1800 MHz; Duty Cycle: 1:1.000
Medium Parameters used: f=1800 MHz; σ = 1.416; ε_r = 49.48 mho/m; ρ = 1.000 kg/m^3

Daily SPC Check/fastSAR, Dipole Area Scan (41x141x1):
Interpolated grid: dx=1.000 mm, dy=1.500 mm
Fast SAR: SAR(1g) = 7.75 W/kg; SAR(10g) = 4.13 W/kg

Daily SPC Check/CUBE SAR, 5x5x7 (21x21x36)/Cube 0:
Interpolated grid: dx=1.600 mm, dy=1.600 mm, dz=1.000 mm
Reference Value = 78.147 V/m, Power Drift = -0.054 dB
Averaged SAR: SAR(1g) = 7.67 W/kg; SAR(10g) = 4.08 W/kg

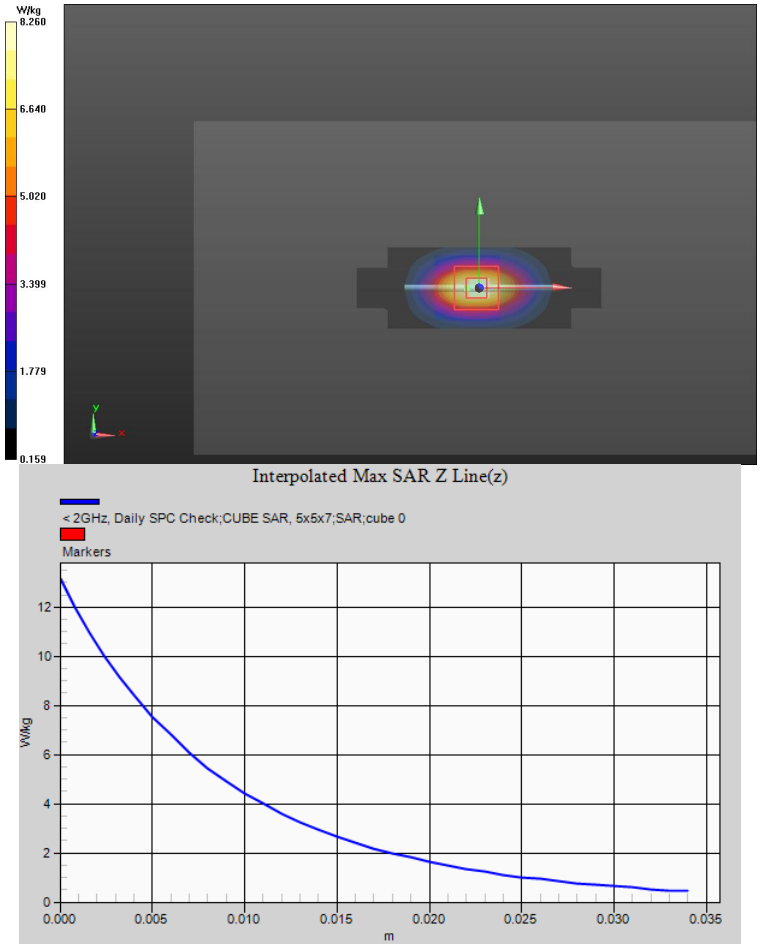

Daily SPC Check

Date/Time: 4/23/2013 7:20:14 AM

Test Lab: Motorola Mobility - CW System Verification for SAR using Dipoles

DUT Serial: D1800V2 - SN:2d191

DASY Configuration:

- Probe: ES3DV3 - SN3037; ConvF(5.15,5.15,5.15); Calibrated: 9/13/2012;
- Sensor-Surface: 4 mm (Mechanical Surface Detection)
- Electronics: DAE4 Sn703; Calibrated: 9/11/2012
- Phantom: R#4 Triple Flat Phantom 5.1C (Rev.4); Type: QD 000 P51 CA; Serial: n/a
- DASY52 52.8.5(1059); SEMCAD X Version 14.6.8 (7028)

Communication System: CW for SAR Dipoles; Frequency: 1800 MHz; Duty Cycle: 1:1.000
Medium Parameters used: f=1800 MHz; σ = 1.439; ε_r = 49.33 mho/m; ρ = 1.000 kg/m^3

Daily SPC Check/fastSAR, Dipole Area Scan (41x141x1):
Interpolated grid: dx=1.000 mm, dy=1.500 mm
Fast SAR: SAR(1g) = 8.21 W/kg; SAR(10g) = 4.33 W/kg

Daily SPC Check/CUBE SAR, 5x5x7 (21x21x36)/Cube 0:
Interpolated grid: dx=1.600 mm, dy=1.600 mm, dz=1.000 mm
Reference Value = 80.072 V/m, Power Drift = 0.00218 dB
Averaged SAR: SAR(1g) = 8.04 W/kg; SAR(10g) = 4.26 W/kg

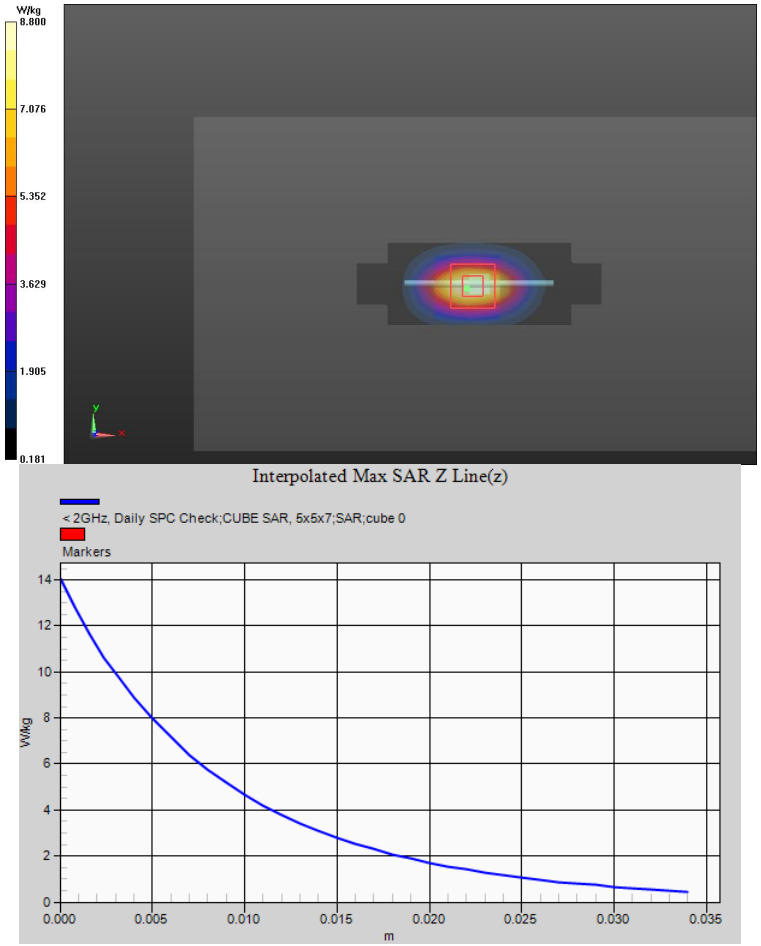

Daily SPC Check

Date/Time: 4/24/2013 7:44:42 AM

Test Lab: Motorola Mobility - CW System Verification for SAR using Dipoles

DUT Serial: D1800V2 - SN:2d190

DASY Configuration:

- Probe: ES3DV3 - SN3124; ConvF(5.07,5.07,5.07); Calibrated: 8/20/2012;
- Sensor-Surface: 4 mm (Mechanical Surface Detection)
- Electronics: DAE4 Sn376; Calibrated: 9/3/2012
- Phantom: R#2 Triple Flat Phantom 5.1C (Rev.4); Type: QD 000 P51 CA; Serial: n/a
- DASY52 52.8.5(1059); SEMCAD X Version 14.6.8 (7028)

Communication System: CW for SAR Dipoles; Frequency: 1800 MHz; Duty Cycle: 1:1.000
Medium Parameters used: f=1800 MHz; σ = 1.457; ε_r = 48.85 mho/m; ρ = 1.000 kg/m^3

Daily SPC Check/fastSAR, Dipole Area Scan (41x141x1):
Interpolated grid: dx=1.000 mm, dy=1.500 mm
Fast SAR: SAR(1g) = 7.64 W/kg; SAR(10g) = 4.08 W/kg

Daily SPC Check/CUBE SAR, 5x5x7 (21x21x36)/Cube 0:
Interpolated grid: dx=1.600 mm, dy=1.600 mm, dz=1.000 mm
Reference Value = 78.000 V/m, Power Drift = -0.015 dB
Averaged SAR: SAR(1g) = 7.53 W/kg; SAR(10g) = 4.03 W/kg

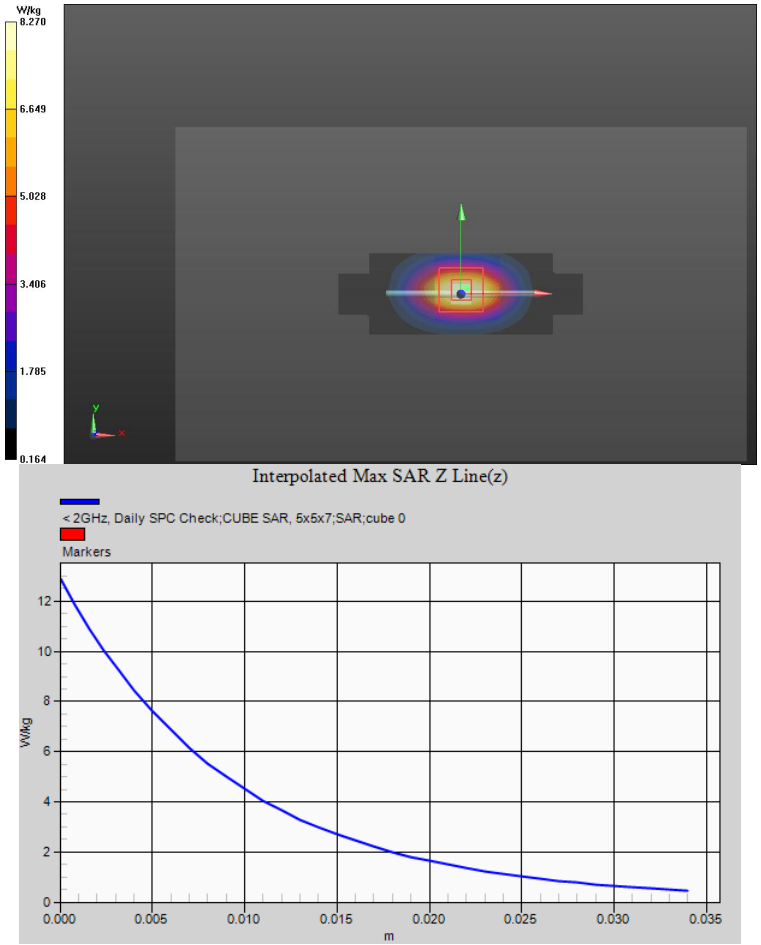

Daily SPC Check

Date/Time: 4/25/2013 5:47:28 PM

Test Lab: Motorola Mobility - CW System Verification for SAR using Dipoles

DUT Serial: D1800V2 - SN:259tr

DASY Configuration:

- Probe: ES3DV3 - SN3180; ConvF(5.01,5.01,5.01); Calibrated: 2/11/2013;
- Sensor-Surface: 4 mm (Mechanical Surface Detection)
- Electronics: DAE4 Sn656; Calibrated: 2/7/2013
- Phantom: R#-1, Triple Flat Phantom 5.1C (Rev.4); Type: QD 000 P51 CA; Serial: n/a
- DASY52 52.8.5(1059); SEMCAD X Version 14.6.8 (7028)

Communication System: CW for SAR Dipoles; Frequency: 1800 MHz; Duty Cycle: 1:1.000
Medium Parameters used: f=1800 MHz; σ = 1.458; ε_r = 48.67 mho/m; ρ = 1.000 kg/m^3

Daily SPC Check/fastSAR, Dipole Area Scan (41x141x1):
Interpolated grid: dx=1.000 mm, dy=1.500 mm
Fast SAR: SAR(1g) = 7.87 W/kg; SAR(10g) = 4.22 W/kg

Daily SPC Check/CUBE SAR, 5x5x7 (21x21x36)/Cube 0:
Interpolated grid: dx=1.600 mm, dy=1.600 mm, dz=1.000 mm
Reference Value = 78.590 V/m, Power Drift = -0.037 dB
Averaged SAR: SAR(1g) = 7.76 W/kg; SAR(10g) = 4.14 W/kg

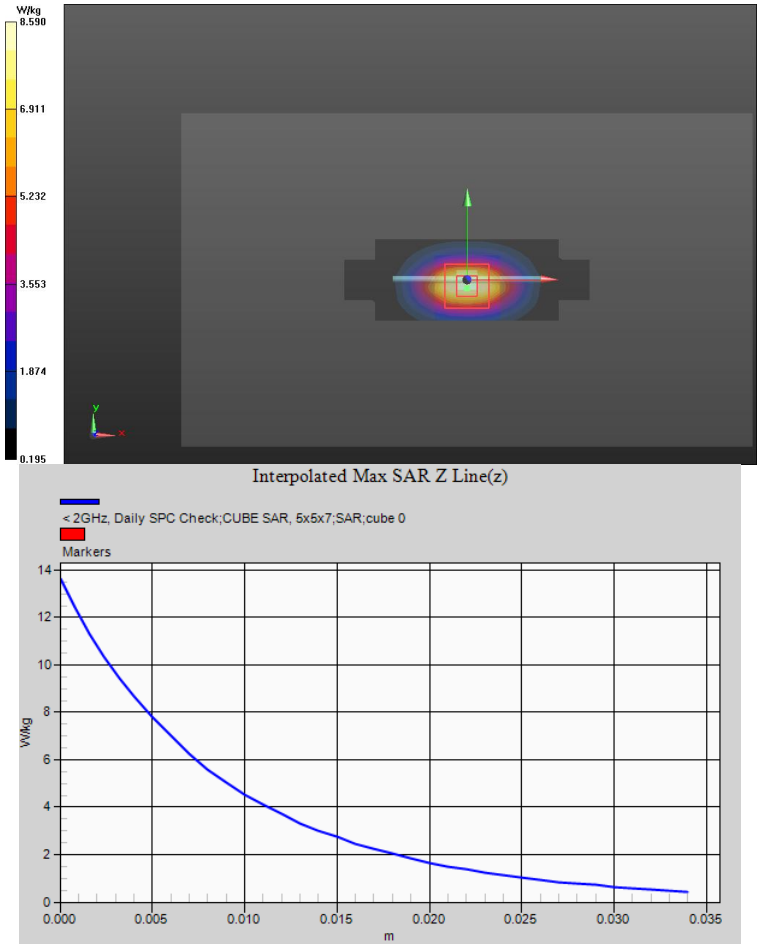

Daily SPC Check

Date/Time: 5/1/2013 9:48:29 AM

Test Lab: Motorola Mobility - CW System Verification for SAR using Dipoles

DUT Serial: D1800V2 - SN:259tr

DASY Configuration:

- Probe: ES3DV3 - SN3180; ConvF(5.01,5.01,5.01); Calibrated: 2/11/2013;
- Sensor-Surface: 4 mm (Mechanical Surface Detection)
- Electronics: DAE4 Sn656; Calibrated: 2/7/2013
- Phantom: R#-1, Triple Flat Phantom 5.1C (Rev.4); Type: QD 000 P51 CA; Serial: n/a
- DASY52 52.8.5(1059); SEMCAD X Version 14.6.8 (7028)

Communication System: CW for SAR Dipoles; Frequency: 1800 MHz; Duty Cycle: 1:1.000
Medium Parameters used: f=1800 MHz; σ = 1.463; ε_r = 50.69 mho/m; ρ = 1.000 kg/m^3

Daily SPC Check/fastSAR, Dipole Area Scan (41x141x1):
Interpolated grid: dx=1.000 mm, dy=1.500 mm
Fast SAR: SAR(1g) = 7.92 W/kg; SAR(10g) = 4.22 W/kg

Daily SPC Check/CUBE SAR, 5x5x7 (21x21x36)/Cube 0:
Interpolated grid: dx=1.600 mm, dy=1.600 mm, dz=1.000 mm
Reference Value = 77.622 V/m, Power Drift = -0.025 dB
Averaged SAR: SAR(1g) = 7.83 W/kg; SAR(10g) = 4.19 W/kg

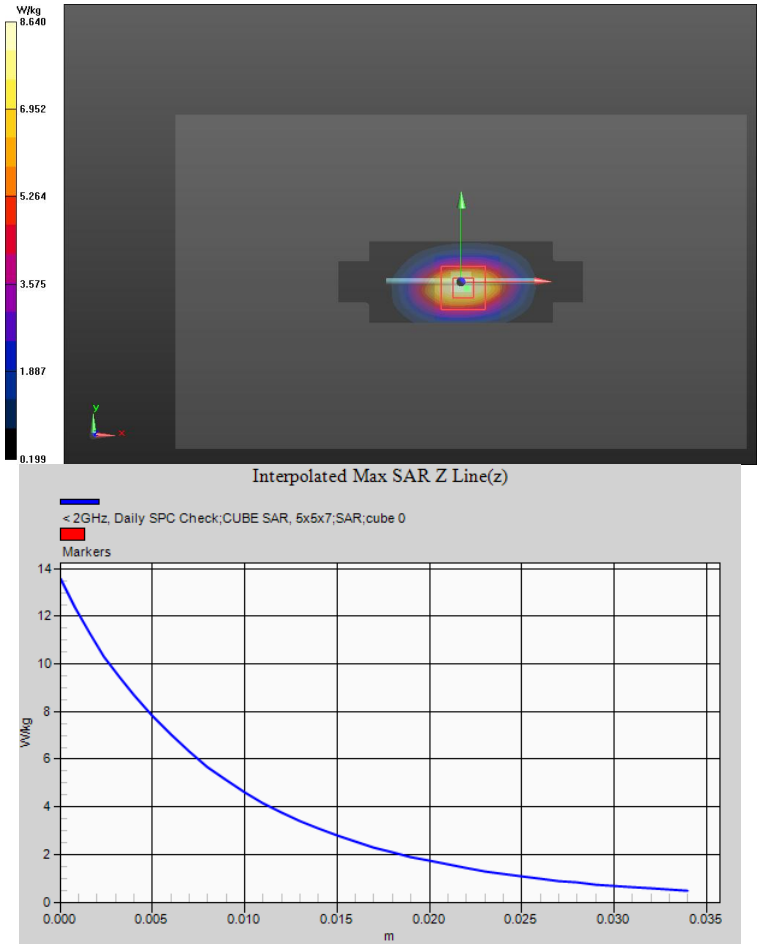

Daily SPC Check

Date/Time: 5/2/2013 2:56:14 PM

Test Lab: Motorola Mobility - CW System Verification for SAR using Dipoles

DUT Serial: D1800V2 - SN:259tr

DASY Configuration:

- Probe: ES3DV3 - SN3180; ConvF(5.01,5.01,5.01); Calibrated: 2/11/2013;
- Sensor-Surface: 4 mm (Mechanical Surface Detection)
- Electronics: DAE4 Sn656; Calibrated: 2/7/2013
- Phantom: R#-1, Triple Flat Phantom 5.1C (Rev.4); Type: QD 000 P51 CA; Serial: n/a
- DASY52 52.8.5(1059); SEMCAD X Version 14.6.8 (7028)

Communication System: CW for SAR Dipoles; Frequency: 1800 MHz; Duty Cycle: 1:1.000
Medium Parameters used: f=1800 MHz; σ = 1.439; ε_r = 50.33 mho/m; ρ = 1.000 kg/m^3

Daily SPC Check/fastSAR, Dipole Area Scan (41x141x1):
Interpolated grid: dx=1.000 mm, dy=1.500 mm
Fast SAR: SAR(1g) = 7.76 W/kg; SAR(10g) = 4.13 W/kg

Daily SPC Check/CUBE SAR, 5x5x7 (21x26x36)/Cube 0:
Interpolated grid: dx=1.600 mm, dy=1.600 mm, dz=1.000 mm
Reference Value = 78.049 V/m, Power Drift = 0.00113 dB
Averaged SAR: SAR(1g) = 7.70 W/kg; SAR(10g) = 4.10 W/kg

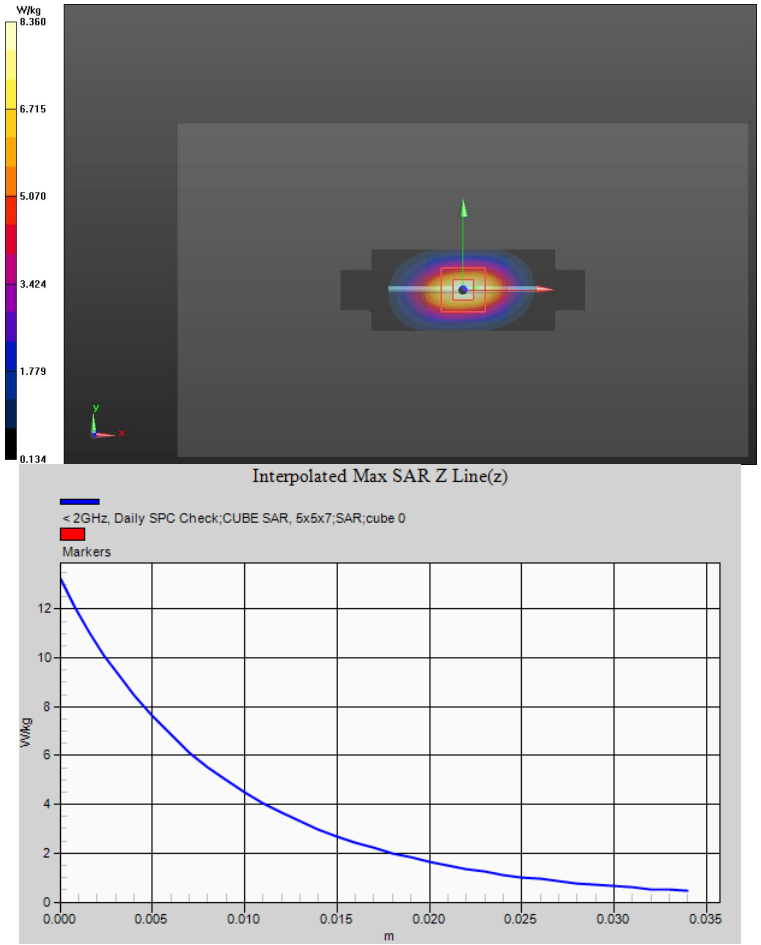

Daily SPC Check

Date/Time: 5/14/2013 3:52:42 PM

Test Lab: Motorola Mobility - CW System Verification for SAR using Dipoles

DUT Serial: D1800V2 - SN:259tr

DASY Configuration:

- Probe: ES3DV3 - SN3180; ConvF(5.01,5.01,5.01); Calibrated: 2/11/2013;
- Sensor-Surface: 4 mm (Mechanical Surface Detection)
- Electronics: DAE4 Sn715; Calibrated: 1/28/2013
- Phantom: R#-1, Triple Flat Phantom 5.1C (Rev.4); Type: QD 000 P51 CA; Serial: n/a
- DASY52 52.8.5(1059); SEMCAD X Version 14.6.8 (7028)

Communication System: CW for SAR Dipoles; Frequency: 1800 MHz; Duty Cycle: 1:1.000
Medium Parameters used: f=1800 MHz; σ = 1.430; ε_r = 50.26 mho/m; ρ = 1.000 kg/m^3

Daily SPC Check/fastSAR, Dipole Area Scan (41x141x1):
Interpolated grid: dx=1.000 mm, dy=1.500 mm
Fast SAR: SAR(1g) = 7.83 W/kg; SAR(10g) = 4.17 W/kg

Daily SPC Check/CUBE SAR, 5x5x7 (21x21x36)/Cube 0:
Interpolated grid: dx=1.600 mm, dy=1.600 mm, dz=1.000 mm
Reference Value = 77.980 V/m, Power Drift = 0.075 dB
Averaged SAR: SAR(1g) = 7.82 W/kg; SAR(10g) = 4.16 W/kg

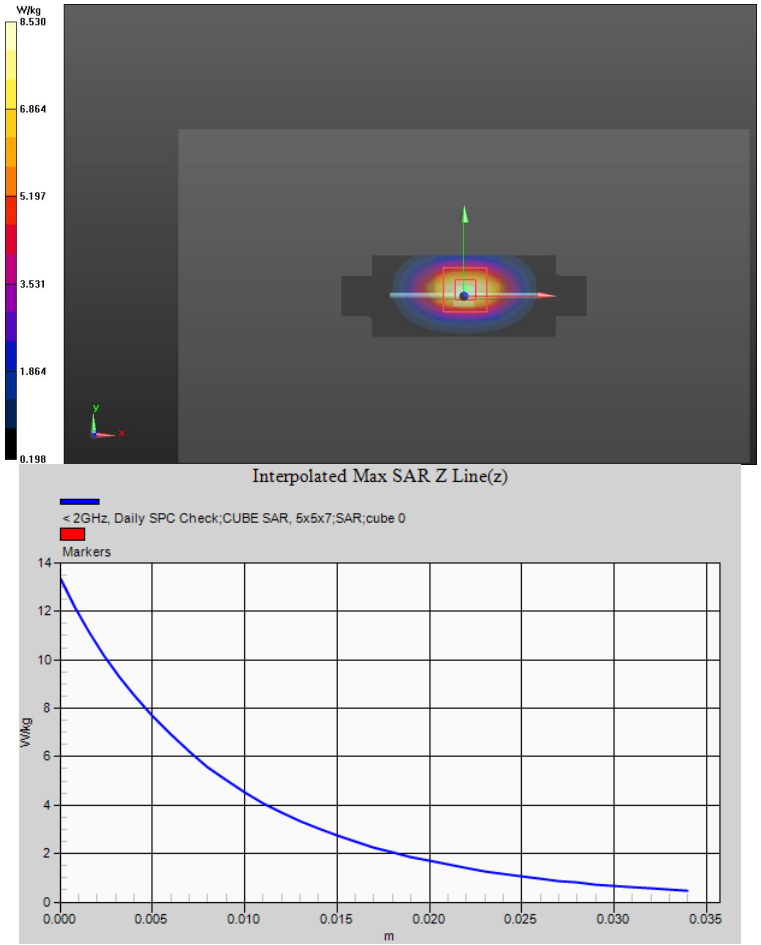

Daily SPC Check

Date/Time: 5/16/2013 5:39:29 PM

Test Lab: Motorola Mobility - CW System Verification for SAR using Dipoles

DUT Serial: D1800V2 - SN:259tr

DASY Configuration:

- Probe: ES3DV3 - SN3180; ConvF(5.01,5.01,5.01); Calibrated: 2/11/2013;
- Sensor-Surface: 4 mm (Mechanical Surface Detection)
- Electronics: DAE4 Sn715; Calibrated: 1/28/2013
- Phantom: R#-1, Triple Flat Phantom 5.1C (Rev.4); Type: QD 000 P51 CA; Serial: n/a
- DASY52 52.8.5(1059); SEMCAD X Version 14.6.8 (7028)

Communication System: CW for SAR Dipoles; Frequency: 1800 MHz; Duty Cycle: 1:1.000
Medium Parameters used: f=1800 MHz; σ = 1.585; ε_r = 49.54 mho/m; ρ = 1.000 kg/m^3

Daily SPC Check/fastSAR, Dipole Area Scan (41x141x1):
Interpolated grid: dx=1.000 mm, dy=1.500 mm
Fast SAR: SAR(1g) = 7.93 W/kg; SAR(10g) = 4.30 W/kg

Daily SPC Check/CUBE SAR, 5x5x7 (21x21x36)/Cube 0:
Interpolated grid: dx=1.600 mm, dy=1.600 mm, dz=1.000 mm
Reference Value = 77.196 V/m, Power Drift = -0.037 dB
Averaged SAR: SAR(1g) = 7.78 W/kg; SAR(10g) = 4.14 W/kg

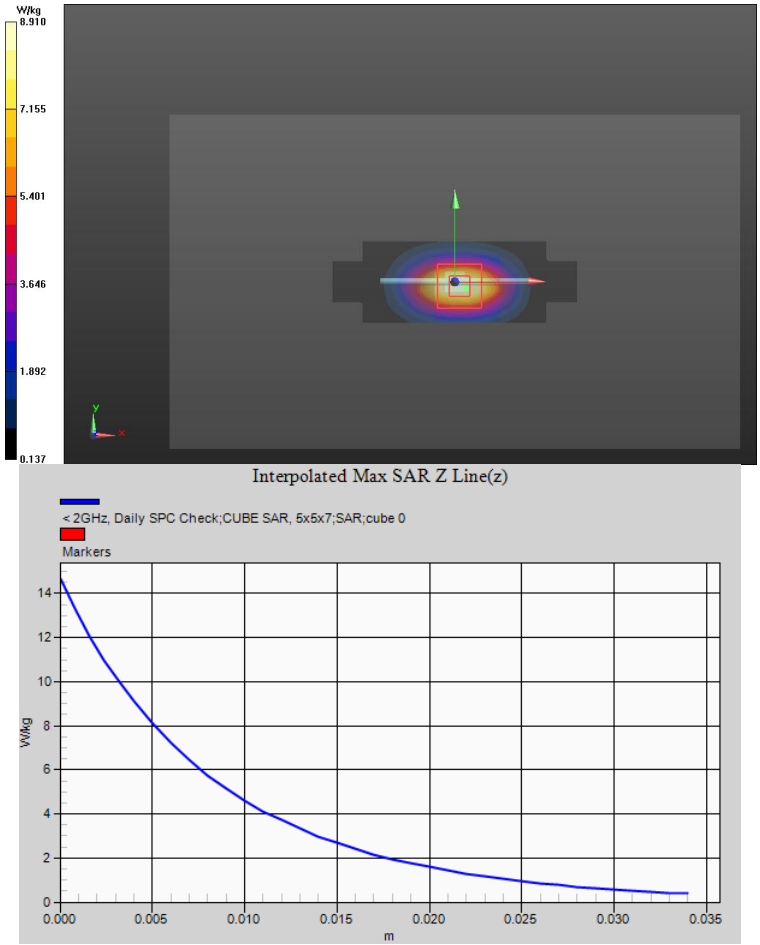

Daily SPC Check

Date/Time: 5/23/2013 2:35:52 PM

Test Lab: Motorola Mobility - CW System Verification for SAR using Dipoles

DUT Serial: D1800V2 - SN:2d190

DASY Configuration:

- Probe: ES3DV3 - SN3124; ConvF(5.07,5.07,5.07); Calibrated: 8/20/2012;
- Sensor-Surface: 4 mm (Mechanical Surface Detection)
- Electronics: DAE4 Sn376; Calibrated: 9/3/2012
- Phantom: R#2 Triple Flat Phantom 5.1C (Rev.4); Type: QD 000 P51 CA; Serial: n/a
- DASY52 52.8.5(1059); SEMCAD X Version 14.6.8 (7028)

Communication System: CW for SAR Dipoles; Frequency: 1800 MHz; Duty Cycle: 1:1.000
Medium Parameters used: f=1800 MHz; σ = 1.445; ε_r = 49.91 mho/m; ρ = 1.000 kg/m^3

Daily SPC Check/fastSAR, Dipole Area Scan (41x141x1):
Interpolated grid: dx=1.000 mm, dy=1.500 mm
Fast SAR: SAR(1g) = 7.83 W/kg; SAR(10g) = 4.16 W/kg

Daily SPC Check/CUBE SAR, 5x5x7 (21x21x36)/Cube 0:
Interpolated grid: dx=1.600 mm, dy=1.600 mm, dz=1.000 mm
Reference Value = 77.189 V/m, Power Drift = -0.034 dB
Averaged SAR: SAR(1g) = 7.72 W/kg; SAR(10g) = 4.11 W/kg

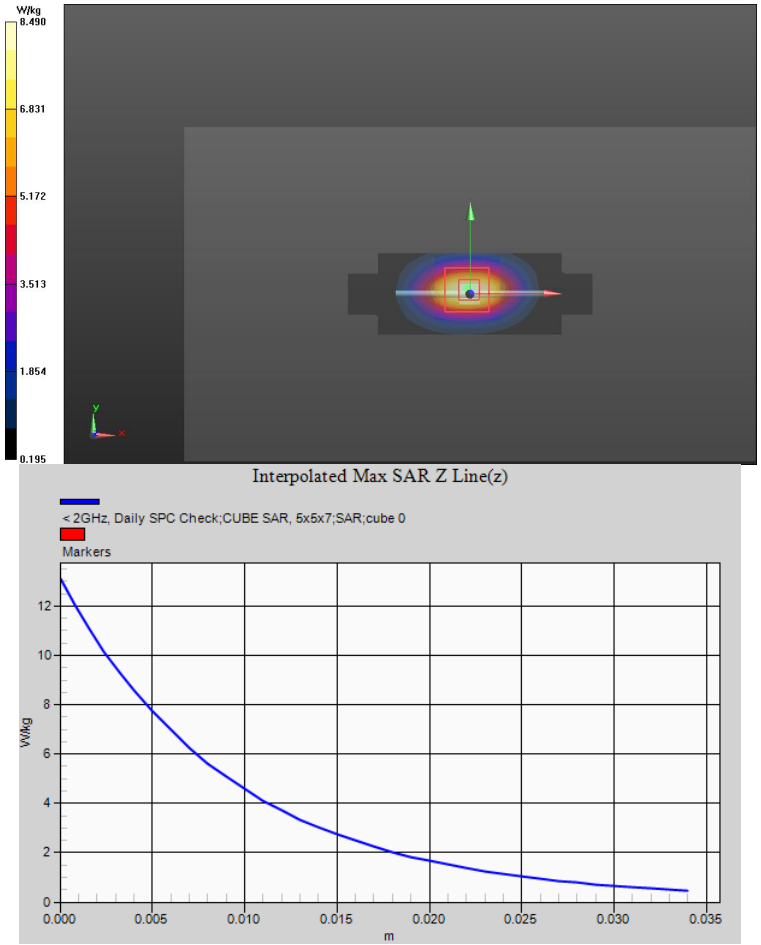

Daily SPC Check

Date/Time: 5/30/2013 5:10:32 PM

Test Lab: Motorola Mobility - CW System Verification for SAR using Dipoles

DUT Serial: D1800V2 - SN:259tr

DASY Configuration:

- Probe: ES3DV3 - SN3180; ConvF(5.01,5.01,5.01); Calibrated: 2/11/2013;
- Sensor-Surface: 4 mm (Mechanical Surface Detection)
- Electronics: DAE4 Sn715; Calibrated: 1/28/2013
- Phantom: R#-1, Triple Flat Phantom 5.1C (Rev.4); Type: QD 000 P51 CA; Serial: n/a
- DASY52 52.8.5(1059); SEMCAD X Version 14.6.8 (7028)

Communication System: CW for SAR Dipoles; Frequency: 1800 MHz; Duty Cycle: 1:1.000
Medium Parameters used: f=1800 MHz; σ = 1.437; ε_r = 49.41 mho/m; ρ = 1.000 kg/m^3

Daily SPC Check/fastSAR, Dipole Area Scan (41x141x1):
Interpolated grid: dx=1.000 mm, dy=1.500 mm
Fast SAR: SAR(1g) = 7.63 W/kg; SAR(10g) = 4.06 W/kg

Daily SPC Check/CUBE SAR, 5x5x7 (21x26x36)/Cube 0:
Interpolated grid: dx=1.600 mm, dy=1.600 mm, dz=1.000 mm
Reference Value = 77.365 V/m, Power Drift = -0.034 dB
Averaged SAR: SAR(1g) = 7.52 W/kg; SAR(10g) = 4.02 W/kg

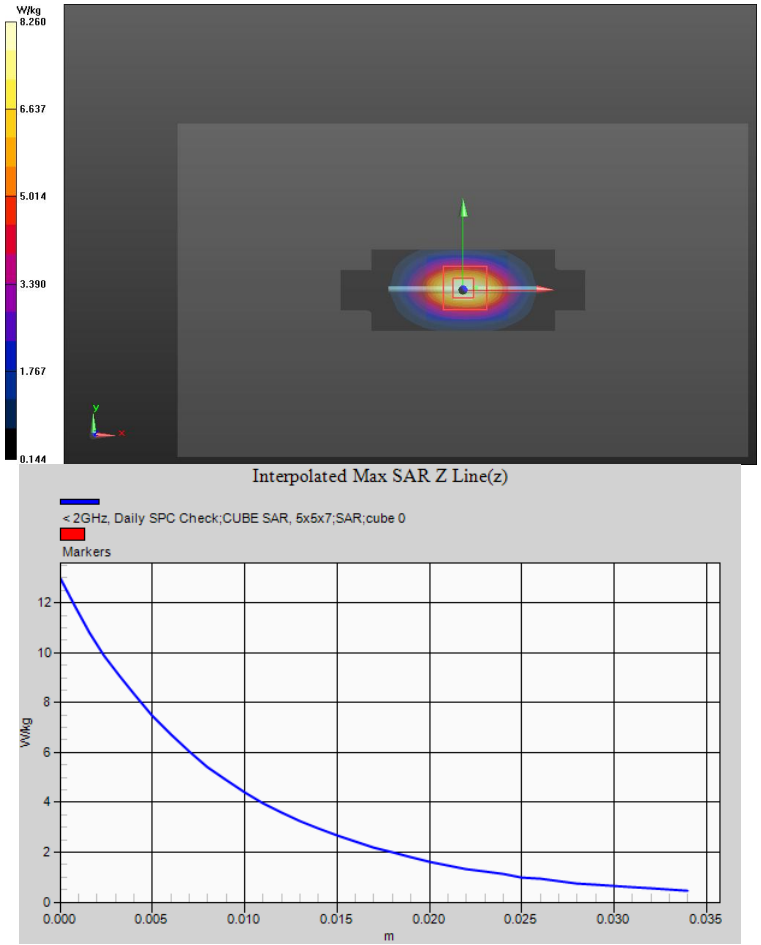

Daily SPC Check

Date/Time: 6/28/2013 12:31:48 PM

Test Lab: Motorola Mobility - CW System Verification for SAR using Dipoles

DUT Serial: D1800V2 - SN:259tr

DASY Configuration:

- Probe: ES3DV3 - SN3180; ConvF(4.78,4.78,4.78); Calibrated: 2/11/2013;
- Sensor-Surface: 4 mm (Mechanical Surface Detection)
- Electronics: DAE4 Sn715; Calibrated: 1/28/2013
- Phantom: R#-1, Triple Flat Phantom 5.1C (Rev.4); Type: QD 000 P51 CA; Serial: n/a
- DASY52 52.8.7(1137); SEMCAD X Version 14.6.8 (7028)

Communication System: CW for SAR Dipoles; Frequency: 1800 MHz; Duty Cycle: 1:1.000
Medium Parameters used: f=1800 MHz; σ = 1.392; ε_r = 48.64 mho/m; ρ = 1.000 kg/m^3

< 2GHz, Daily SPC Check/fastSAR, Dipole Area Scan (41x141x1):
Interpolated grid: dx=1.000 mm, dy=1.500 mm
Fast SAR: SAR(1g) = 7.68 W/kg; SAR(10g) = 4.04 W/kg

< 2GHz, Daily SPC Check/CUBE SAR, 5x5x7 (21x26x36)/Cube 0:
Interpolated grid: dx=1.600 mm, dy=1.600 mm, dz=1.000 mm
Reference Value = 77.276 V/m, Power Drift = -0.00257 dB
Averaged SAR: SAR(1g) = 7.54 W/kg; SAR(10g) = 4.00 W/kg

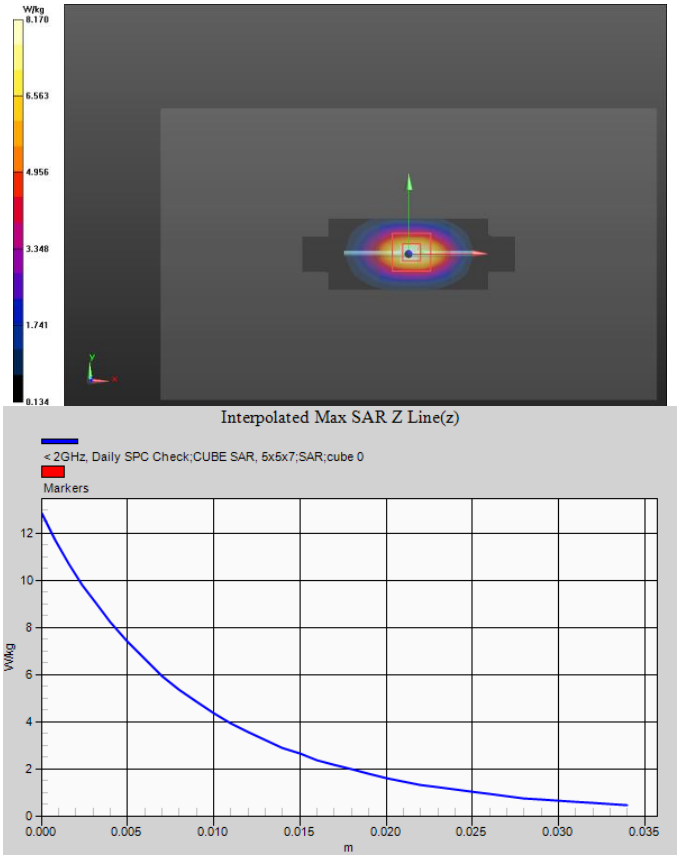

Daily SPC Check

Date/Time: 5/17/2013 12:05:00 AM

Test Lab: Motorola Mobility - CW System Verification for SAR using Dipoles

DUT Serial: D2450V2 - SN:740

DASY Configuration:

- Probe: ES3DV3 - SN3037; ConvF(5.15,5.15,5.15); Calibrated: 9/13/2012;
- Sensor-Surface: 4 mm (Mechanical Surface Detection)
- Electronics: DAE4 Sn703; Calibrated: 9/11/2012
- Phantom: R#4 Triple Flat Phantom 5.1C (Rev.4); Type: QD 000 P51 CA; Serial: n/a
- DASY52 52.8.5(1059); SEMCAD X Version 14.6.8 (7028)

Communication System: CW for SAR Dipoles; Frequency: 2450 MHz; Duty Cycle: 1:1.000
Medium Parameters used: f=2450 MHz; σ = 1.995; ε_r = 50.41 mho/m; ρ = 1.000 kg/m^3

Daily SPC Check/fastSAR, Dipole Area Scan (41x221x1):
Interpolated grid: dx=1.000 mm, dy=1.000 mm
Fast SAR: SAR(1g) = 5.19 W/kg; SAR(10g) = 2.43 W/kg

Daily SPC Check/CUBE SAR, 7x7x7 (31x31x36)/Cube 0:
Interpolated grid: dx=1.000 mm, dy=1.000 mm, dz=1.000 mm
Reference Value = 43.351 V/m, Power Drift = 0.029 dB
Averaged SAR: SAR(1g) = 5.19 W/kg; SAR(10g) = 2.42 W/kg



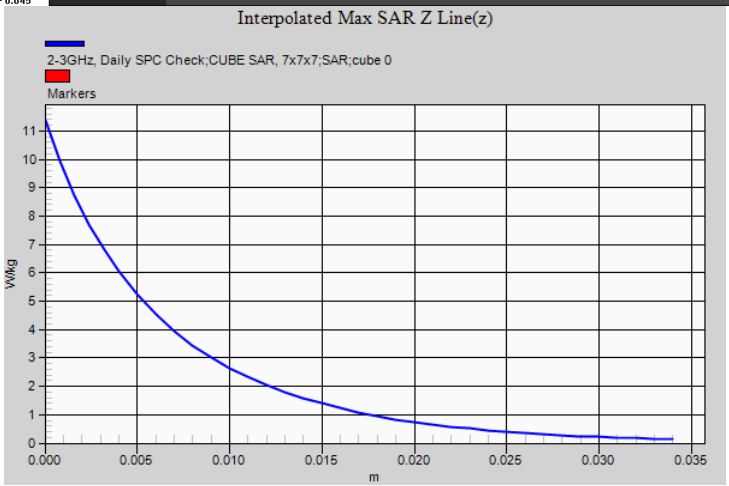

Daily SPC Check

Date/Time: 5/18/2013 9:04:12 AM

Test Lab: Motorola Mobility - CW System Verification for SAR using Dipoles

DUT Serial: D2450V2 - SN:877

DASY Configuration:

- Probe: ES3DV3 - SN3037; ConvF(5.15,5.15,5.15); Calibrated: 9/13/2012;
- Sensor-Surface: 4 mm (Mechanical Surface Detection)
- Electronics: DAE4 Sn703; Calibrated: 9/11/2012
- Phantom: R#4 Triple Flat Phantom 5.1C (Rev.4); Type: QD 000 P51 CA; Serial: n/a
- DASY52 52.8.5(1059); SEMCAD X Version 14.6.8 (7028)

Communication System: CW for SAR Dipoles; Frequency: 2450 MHz; Duty Cycle: 1:1.000
Medium Parameters used: f=2450 MHz; σ = 1.999; ε_r = 49.43 mho/m; ρ = 1.000 kg/m^3

Daily SPC Check/fastSAR, Dipole Area Scan (41x221x1):
Interpolated grid: dx=1.000 mm, dy=1.000 mm
Fast SAR: SAR(1g) = 5.35 W/kg; SAR(10g) = 2.49 W/kg

Daily SPC Check/CUBE SAR, 7x7x7 (31x31x36)/Cube 0:
Interpolated grid: dx=1.000 mm, dy=1.000 mm, dz=1.000 mm
Reference Value = 57.228 V/m, Power Drift = -0.065 dB
Averaged SAR: SAR(1g) = 5.37 W/kg; SAR(10g) = 2.50 W/kg

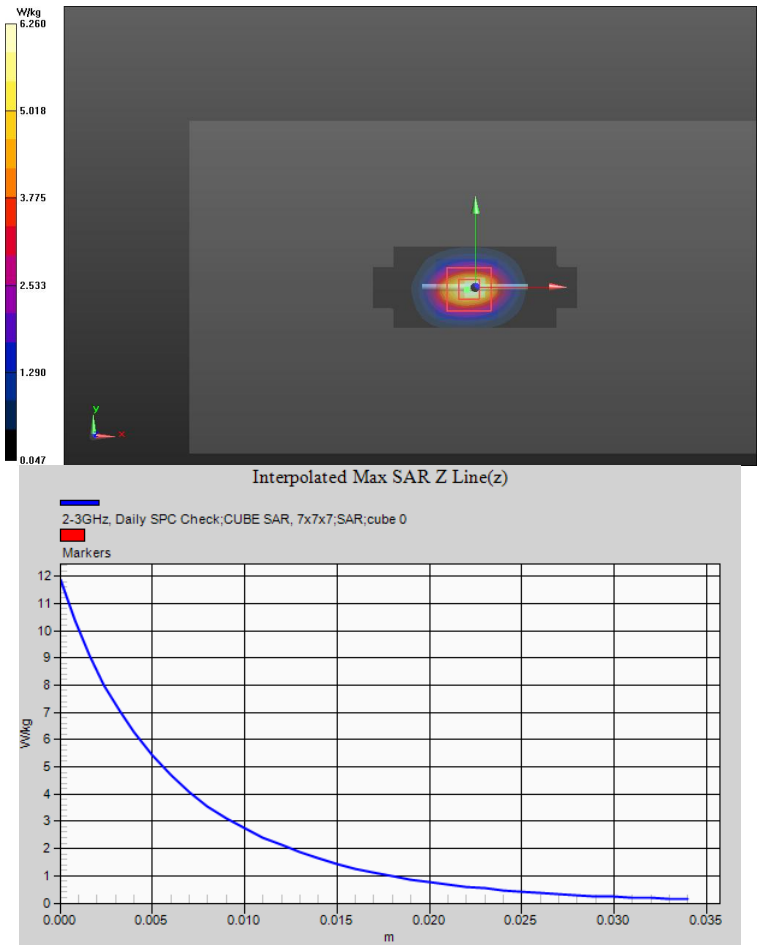

Daily SPC Check

Date/Time: 5/13/2013 7:01:00 PM

Test Lab: Motorola Mobility - CW System Verification for SAR using Dipoles

DUT Serial: D5GHzV2 - SN:1088

DASY Configuration:

- Probe: EX3DV4 - SN3730; ConvF(7.62,7.62,7.62); Calibrated: 8/24/2012;
- Sensor-Surface: 2 mm (Mechanical Surface Detection)
- Electronics: DAE4 Sn784; Calibrated: 3/6/2013
- Phantom: R#-3, Triple Flat Phantom 5.1C (Rev.4); Type: QD 000 P51 CA; Serial: n/a
- DASY52 52.8.5(1059); SEMCAD X Version 14.6.8 (7028)

Communication System: CW for SAR Dipoles; Frequency: 5200 MHz; Duty Cycle: 1:1.000
Medium Parameters used: f=5200 MHz; σ = 5.156; ε_r = 45.42 mho/m; ρ = 1.000 kg/m^3

Daily SPC Check/fastSAR, Dipole Area Scan (221x41x1):
Interpolated grid: dx=1.000 mm, dy=1.000 mm
Fast SAR: SAR(1g) = 6.78 W/kg; SAR(10g) = 1.91 W/kg

Daily SPC Check/CUBE SAR, 7x7x12 (31x31x31)/Cube 0:
Interpolated grid: dx=0.800 mm, dy=0.800 mm, dz=0.400 mm
Reference Value = 61.118 V/m, Power Drift = -0.153 dB
Averaged SAR: SAR(1g) = 7.60 W/kg; SAR(10g) = 2.13 W/kg

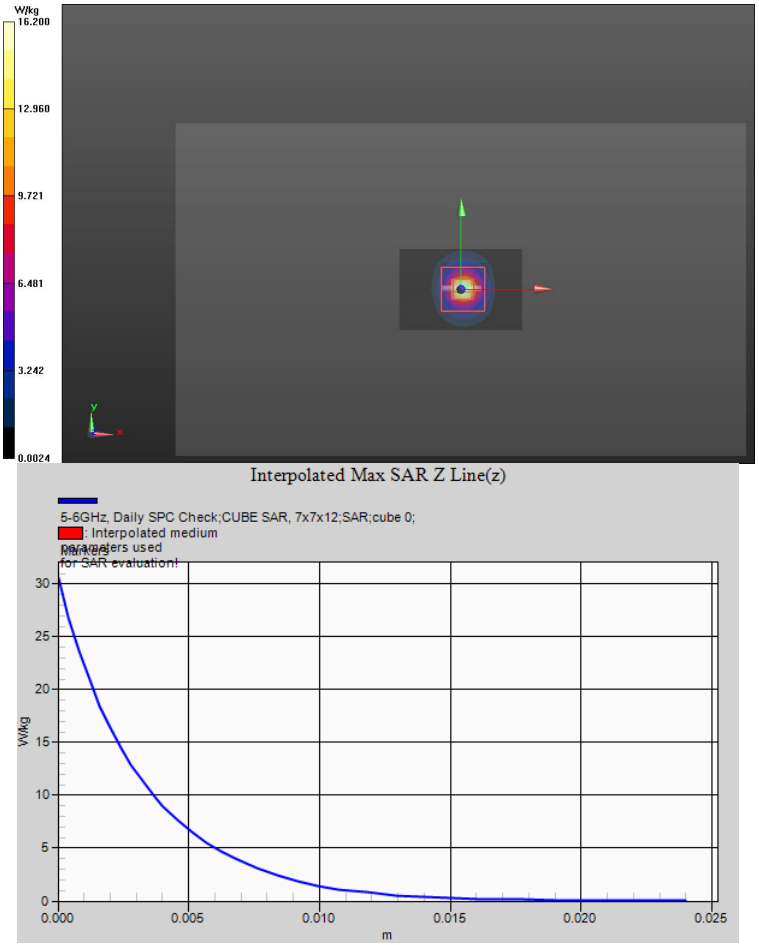

Daily SPC Check

Date/Time: 5/10/2013 2:17:00 PM

Test Lab: Motorola Mobility - CW System Verification for SAR using Dipoles

DUT Serial: D5GHzV2 - SN:1088

DASY Configuration:

- Probe: EX3DV4 - SN3730; ConvF(7.62,7.62,7.62); Calibrated: 8/24/2012;
- Sensor-Surface: 2 mm (Mechanical Surface Detection)
- Electronics: DAE4 Sn784; Calibrated: 3/6/2013
- Phantom: R#-3, Triple Flat Phantom 5.1C (Rev.4); Type: QD 000 P51 CA; Serial: n/a
- DASY52 52.8.5(1059); SEMCAD X Version 14.6.8 (7028)

Communication System: CW for SAR Dipoles; Frequency: 5800 MHz; Duty Cycle: 1:1.000
Medium Parameters used: f=5800 MHz; σ = 6.229; ε_r = 44.04 mho/m; ρ = 1.000 kg/m^3

Daily SPC Check/fastSAR, Dipole Area Scan (221x41x1):
Interpolated grid: dx=1.000 mm, dy=1.000 mm
Fast SAR: SAR(1g) = 6.63 W/kg; SAR(10g) = 1.87 W/kg

Daily SPC Check/CUBE SAR, 7x7x12 (31x31x31)/Cube 0:
Interpolated grid: dx=0.800 mm, dy=0.800 mm, dz=0.400 mm
Reference Value = 55.539 V/m, Power Drift = 0.0084 dB
Averaged SAR: SAR(1g) = 7.40 W/kg; SAR(10g) = 2.07 W/kg

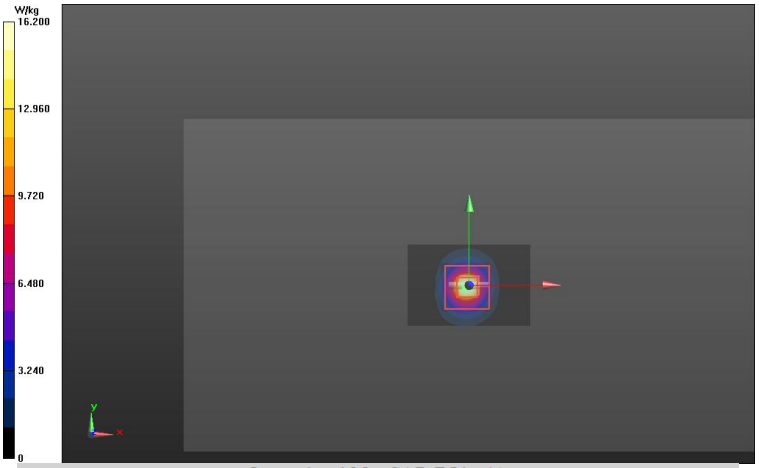

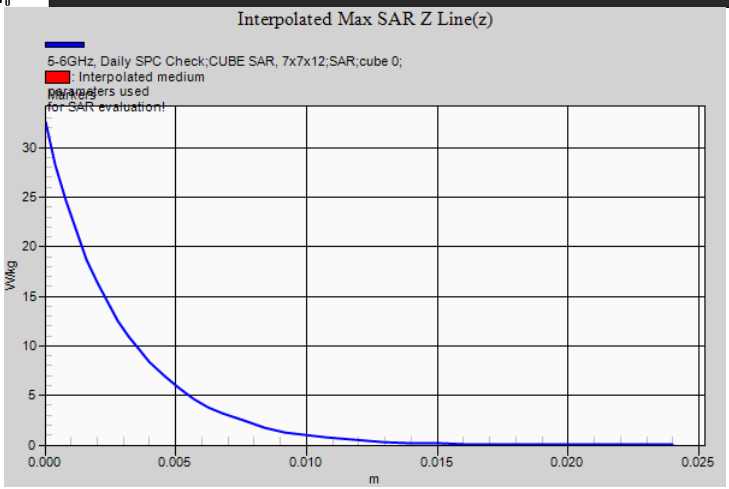

Daily SPC Check

Appendix 2

SAR Distribution Plots for Head-Adjacent Test Results

Date/Time: 4/22/2013 6:56:48 PM

Test Lab: Motorola Mobility

DUT Serial: LUWV260017; FCC ID: IHDT56PE2; Antenna: Internal; Battery: SNN5924A;
Test Configuration: Cheek

DASY Configuration:

- Probe: ES3DV3 - SN3180; ConvF(5.01,5.01,5.01); Calibrated: 2/11/2013;
- Sensor-Surface: 4 mm (Mechanical Surface Detection)
- Electronics: DAE4 Sn656; Calibrated: 2/7/2013
- Phantom: R#1 - Sugar SAM (extended range), Rev.2 (24-Feb-12); Type: SAM v4.0; Serial: TP-1156
- DASY52 52.8.5(1059); SEMCAD X Version 14.6.8 (7028)

Communication System: _LTE Band 13; Communication System Band: Band 13: 10 MHz BW;
Frequency: 782.0 MHz; Duty Cycle: 1:1.000
Medium Parameters used: f=782 MHz; σ = 0.8580; ε_r = 39.92 mho/m; ρ = 1.000 kg/m^3

0.6-2GHz, Left Head Template/15mm, Area Scan (61x161x1):
Interpolated grid: dx=1.500 mm, dy=1.500 mm
Fast SAR: SAR(1g) = 0.233 W/kg; SAR(10g) = 0.161 W/kg

0.6-2GHz, Left Head Template/5x5x7 Zoom Scan (0.6-2GHz) (21x21x36)/Cube 0:
Interpolated grid: dx=1.600 mm, dy=1.600 mm, dz=1.000 mm
Reference Value = 16.969 V/m, Power Drift = 0.151 dB
Averaged SAR: SAR(1g) = 0.237 W/kg; SAR(10g) = 0.181 W/kg



0.6-2GHz, Left Head Template

Date/Time: 4/23/2013 11:59:50 PM

Test Lab: Motorola Mobility

DUT Serial: LUWV260017; FCC ID: IHDT56PE2; Antenna: Internal; Battery: SNN5924A;
Test Configuration: Cheek

DASY Configuration:

- Probe: ES3DV3 - SN3180; ConvF(5.01,5.01,5.01); Calibrated: 2/11/2013;
- Sensor-Surface: 4 mm (Mechanical Surface Detection)
- Electronics: DAE4 Sn656; Calibrated: 2/7/2013
- Phantom: R#1 - Glycol SAM (extended range), Rev.2 (24-Feb-12); Type: SAM v4.0; Serial: TP-1319
- DASY52 52.8.5(1059); SEMCAD X Version 14.6.8 (7028)

Communication System: _LTE Band 04; Communication System Band: Band 4: 20 MHz BW;
Frequency: 1733 MHz; Duty Cycle: 1:1.000
Medium Parameters used: f=1732.5 MHz; σ = 1.356; ε_r = 37.39 mho/m; ρ = 1.000 kg/m^3

Right Head Template/15mm, Area Scan (61x161x1):
Interpolated grid: dx=1.500 mm, dy=1.500 mm
Fast SAR: SAR(1g) = 0.375 W/kg; SAR(10g) = 0.226 W/kg

Right Head Template/5x5x7 Zoom Scan (0.6-2GHz) (21x21x36)/Cube 0:
Interpolated grid: dx=1.600 mm, dy=1.600 mm, dz=1.000 mm
Reference Value = 13.971 V/m, Power Drift = 0.105 dB
Averaged SAR: SAR(1g) = 0.383 W/kg; SAR(10g) = 0.247 W/kg



Right Head Template

Date/Time: 4/22/2013 12:30:03 PM

Test Lab: Motorola Mobility

DUT Serial: LUWV260019; FCC ID: IHDT56PE2; Antenna: Internal; Battery: SNN5924A;
Test Configuration: Cheek

DASY Configuration:

- Probe: ES3DV3 - SN3124; ConvF(5.07,5.07,5.07); Calibrated: 8/20/2012;
- Sensor-Surface: 4 mm (Mechanical Surface Detection)
- Electronics: DAE4 Sn376; Calibrated: 9/3/2012
- Phantom: R#2 Sugar SAM (extended range), Rev.2 (24-Feb-12); Type: SAM v4.0; Serial: TP-1235
- DASY52 52.8.5(1059); SEMCAD X Version 14.6.8 (7028)

Communication System: _CDMA; Communication System Band: CDMA 800; Frequency: 824.7 MHz;
Duty Cycle: 1:1.000
Medium Parameters used: f=824.7 MHz; σ = 0.9060; ε_r = 40.33 mho/m; ρ = 1.000 kg/m^3

Right Head Template/15mm, Area Scan (61x161x1):
Interpolated grid: dx=1.500 mm, dy=1.500 mm
Fast SAR: SAR(1g) = 0.337 W/kg; SAR(10g) = 0.230 W/kg

Right Head Template/5x5x7 Zoom Scan (0.6-2GHz) (21x21x36)/Cube 0:
Interpolated grid: dx=1.600 mm, dy=1.600 mm, dz=1.000 mm
Reference Value = 19.478 V/m, Power Drift = -0.052 dB
Averaged SAR: SAR(1g) = 0.327 W/kg; SAR(10g) = 0.250 W/kg



Right Head Template

Date/Time: 6/6/2013 2:45:11 PM

Test Lab: Motorola Mobility

DUT Serial: 990002025631613 ; FCC ID: IHDT56PE2; Antenna: Internal; Battery: SNN5924A;
Test Configuration: Cheek, EV-DO Rev. O (RTAP)

DASY Configuration:

- Probe: ES3DV3 - SN3180; ConvF(5.01,5.01,5.01); Calibrated: 2/11/2013;
- Sensor-Surface: 4 mm (Mechanical Surface Detection)
- Electronics: DAE4 Sn715; Calibrated: 1/28/2013
- Phantom: R#1 - Glycol SAM (extended range), Rev.2 (24-Feb-12); Type: SAM v4.0; Serial: TP-1319
- DASY52 52.8.5(1059); SEMCAD X Version 14.6.8 (7028)

Communication System: _CDMA; Communication System Band: CDMA 1900; Frequency: 1851 MHz;
Duty Cycle: 1:1.000
Medium Parameters used: f=1851.25 MHz; σ = 1.404; ε_r = 37.73 mho/m; ρ = 1.000 kg/m^3

Right Head Template/15mm, Area Scan (61x161x1):
Interpolated grid: dx=1.500 mm, dy=1.500 mm
Fast SAR: SAR(1g) = 1.06 W/kg; SAR(10g) = 0.624 W/kg

Right Head Template/5x5x7 Zoom Scan (0.6-2GHz) (21x21x36)/Cube 0:
Interpolated grid: dx=1.600 mm, dy=1.600 mm, dz=1.000 mm
Reference Value = 25.162 V/m, Power Drift = -0.121 dB
Averaged SAR: SAR(1g) = 1.07 W/kg; SAR(10g) = 0.669 W/kg



Right Head Template

Date/Time: 4/22/2013 1:23:05 PM

Test Lab: Motorola Mobility

DUT Serial: LUWV260008; FCC ID: IHDT56PE2; Antenna: Internal; Battery: SNN5924A;
Test Configuration: Cheek

DASY Configuration:

- Probe: ES3DV3 - SN3037; ConvF(5.15,5.15,5.15); Calibrated: 9/13/2012;
- Sensor-Surface: 4 mm (Mechanical Surface Detection)
- Electronics: DAE4 Sn703; Calibrated: 9/11/2012
- Phantom: R#4 Sugar SAM (extended range), Rev.2 (24-Feb-12); Type: SAM v4.0; Serial: TP-1132
- DASY52 52.8.5(1059); SEMCAD X Version 14.6.8 (7028)

Communication System: _GPRS Class 12; Communication System Band: 850 MHz; Frequency: 848.8 MHz; Duty Cycle: 1:2.075
Medium Parameters used: f=848.8 MHz; σ = 0.9457; ε_r = 40.83 mho/m; ρ = 1.000 kg/m^3

Right Head Template/15mm, Area Scan (61x161x1):
Interpolated grid: dx=1.500 mm, dy=1.500 mm
Fast SAR: SAR(1g) = 0.207 W/kg; SAR(10g) = 0.142 W/kg

Right Head Template/5x5x7 Zoom Scan (0.6-2GHz) (26x26x36)/Cube 0:
Interpolated grid: dx=1.600 mm, dy=1.600 mm, dz=1.000 mm
Reference Value = 15.620 V/m, Power Drift = -0.036 dB
Averaged SAR: SAR(1g) = 0.206 W/kg; SAR(10g) = 0.154 W/kg

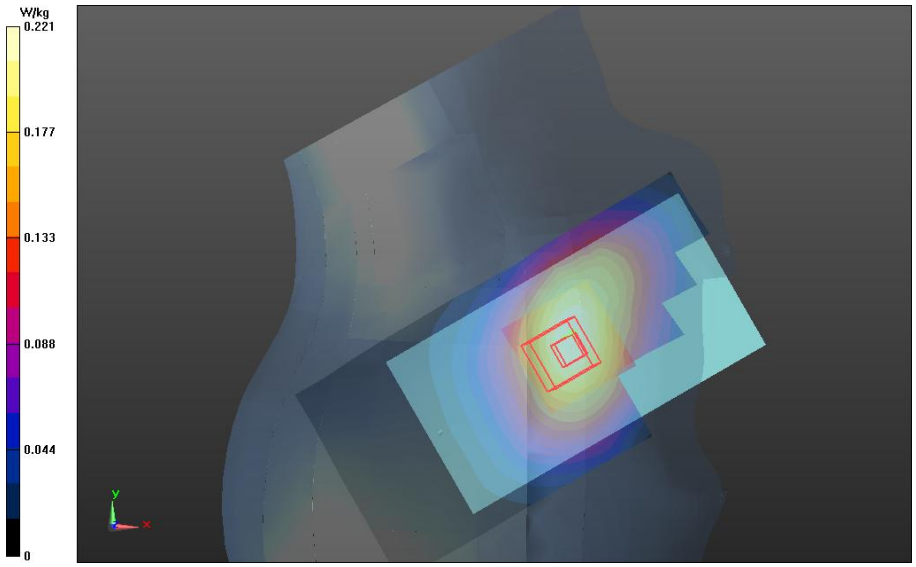

Right Head Template

Date/Time: 4/22/2013 11:05:13 PM

Test Lab: Motorola Mobility

DUT Serial: LUWV260008; FCC ID: IHDT56PE2; Antenna: Internal; Battery: SNN5924A;
Test Configuration: Cheek

DASY Configuration:

- Probe: ES3DV3 - SN3037; ConvF(5.15,5.15,5.15); Calibrated: 9/13/2012;
- Sensor-Surface: 4 mm (Mechanical Surface Detection)
- Electronics: DAE4 Sn703; Calibrated: 9/11/2012
- Phantom: R#4 Glycol SAM (extended range), Rev.2 (24-Feb-12); Type: SAM v4.0; Serial: TP-1162
- DASY52 52.8.5(1059); SEMCAD X Version 14.6.8 (7028)

Communication System: _GPRS Class 12; Communication System Band: 1900 MHz; Frequency: 1880 MHz; Duty Cycle: 1:2.075
Medium Parameters used: f=1880 MHz; σ = 1.425; ε_r = 37.08 mho/m; ρ = 1.000 kg/m^3

Right Head Template/15mm, Area Scan (61x161x1):
Interpolated grid: dx=1.500 mm, dy=1.500 mm
Fast SAR: SAR(1g) = 0.343 W/kg; SAR(10g) = 0.201 W/kg

Right Head Template/5x5x7 Zoom Scan (0.6-2GHz) (21x21x36)/Cube 0:
Interpolated grid: dx=1.600 mm, dy=1.600 mm, dz=1.000 mm
Reference Value = 14.132 V/m, Power Drift = -0.145 dB
Averaged SAR: SAR(1g) = 0.342 W/kg; SAR(10g) = 0.209 W/kg



Right Head Template

Date/Time: 4/24/2013 3:29:25 PM

Test Lab: Motorola Mobility

DUT Serial: LUWV260001; FCC ID: IHDT56PE2; Antenna: Internal; Battery: SNN5924A;
Test Configuration: Cheek

DASY Configuration:

- Probe: ES3DV3 - SN3124; ConvF(5.07,5.07,5.07); Calibrated: 8/20/2012;
- Sensor-Surface: 4 mm (Mechanical Surface Detection)
- Electronics: DAE4 Sn376; Calibrated: 9/3/2012
- Phantom: R#2 Sugar SAM (extended range), Rev.2 (24-Feb-12); Type: SAM v4.0; Serial: TP-1235
- DASY52 52.8.5(1059); SEMCAD X Version 14.6.8 (7028)

Communication System: _WCDMA; Communication System Band: WCDMA-850, Band 5; Frequency: 846.6 MHz; Duty Cycle: 1:1.000
Medium Parameters used: f=846.6 MHz; σ = 0.9234; ε_r = 39.72 mho/m; ρ = 1.000 kg/m^3

Right Head Template/15mm, Area Scan (61x161x1):
Interpolated grid: dx=1.500 mm, dy=1.500 mm
Fast SAR: SAR(1g) = 0.250 W/kg; SAR(10g) = 0.171 W/kg

Right Head Template/5x5x7 Zoom Scan (0.6-2GHz) (26x26x36)/Cube 0:
Interpolated grid: dx=1.600 mm, dy=1.600 mm, dz=1.000 mm
Reference Value = 16.453 V/m, Power Drift = 0.00348 dB
Averaged SAR: SAR(1g) = 0.247 W/kg; SAR(10g) = 0.186 W/kg



Right Head Template

Date/Time: 4/24/2013 10:08:04 PM

Test Lab: Motorola Mobility

DUT Serial: LUWV260001; FCC ID: IHDT56PE2; Antenna: Internal; Battery: SNN5924A;
Test Configuration: Cheek

DASY Configuration:

- Probe: ES3DV3 - SN3124; ConvF(5.07,5.07,5.07); Calibrated: 8/20/2012;
- Sensor-Surface: 4 mm (Mechanical Surface Detection)
- Electronics: DAE4 Sn376; Calibrated: 9/3/2012
- Phantom: R#2 Glycol SAM (extended range), Rev.2 (24-Feb-12); Type: SAM v4.0; Serial: TP-1136
- DASY52 52.8.5(1059); SEMCAD X Version 14.6.8 (7028)

Communication System: _WCDMA; Communication System Band: WCDMA-1900, Band 2; Frequency: 1852 MHz; Duty Cycle: 1:1.000
Medium Parameters used: f=1852.4 MHz; σ = 1.438; ε_r = 37.46 mho/m; ρ = 1.000 kg/m^3

Right Head Template/15mm, Area Scan (61x161x1):
Interpolated grid: dx=1.500 mm, dy=1.500 mm
Fast SAR: SAR(1g) = 0.797 W/kg; SAR(10g) = 0.468 W/kg

Right Head Template/5x5x7 Zoom Scan (0.6-2GHz) (21x21x36)/Cube 0:
Interpolated grid: dx=1.600 mm, dy=1.600 mm, dz=1.000 mm
Reference Value = 20.182 V/m, Power Drift = 0.164 dB
Averaged SAR: SAR(1g) = 0.805 W/kg; SAR(10g) = 0.499 W/kg



Right Head Template

Date/Time: 5/21/2013 2:11:54 PM

Test Lab: Motorola Mobility

DUT Serial: LUWV260001; FCC ID: IHDT56PE2; Antenna: Internal; Battery: SNN5924A;
Test Configuration: Cheek

DASY Configuration:

- Probe: EX3DV4 - SN3730; ConvF(7.62,7.62,7.62); Calibrated: 8/24/2012;
- Sensor-Surface: 4 mm (Mechanical Surface Detection)
- Electronics: DAE4 Sn784; Calibrated: 3/6/2013
- Phantom: R#3, 2450 WiFi SAM (extended range), Rev.2 (24-Feb-12); Type: SAM v4.0; Serial: TP-1153
- DASY52 52.8.5(1059); SEMCAD X Version 14.6.8 (7028)

Communication System: _Wi-Fi 2450MHz; Communication System Band: 2450MHz WIFI; Frequency: 2437 MHz; Duty Cycle: 1:1.000
Medium Parameters used: f=2437 MHz; σ = 1.749; ε_r = 35.80 mho/m; ρ = 1.000 kg/m^3

2-3GHz Right Head Template/10mm, Area Scan (91x241x1):
Interpolated grid: dx=1.000 mm, dy=1.000 mm
Fast SAR: SAR(1g) = 1.45 W/kg; SAR(10g) = 0.707 W/kg

2-3GHz Right Head Template/7x7x7 Zoom Scan (2-3GHz) (31x31x36)/Cube 0:
Interpolated grid: dx=1.000 mm, dy=1.000 mm, dz=1.000 mm
Reference Value = 16.799 V/m, Power Drift = -0.255 dB
Averaged SAR: SAR(1g) = 1.45 W/kg; SAR(10g) = 0.712 W/kg

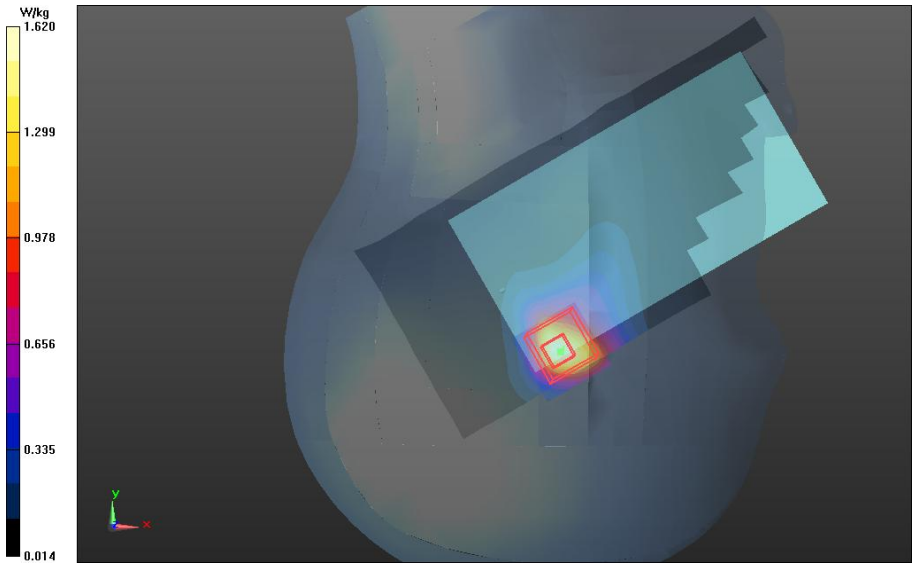

Right Head Template

Date/Time: 5/26/2013 10:03:38 AM

Test Lab: Motorola Mobility

DUT Serial: 990002025631613; FCC ID: IHDT56PE2; Antenna: Internal; Battery: SNN5925A;
Test Configuration: Cheek

DASY Configuration:

- Probe: EX3DV4 - SN3730; ConvF(7.62,7.62,7.62); Calibrated: 8/24/2012;
- Sensor-Surface: 2 mm (Mechanical Surface Detection)
- Electronics: DAE4 Sn784; Calibrated: 3/6/2013
- Phantom: R#3, 5GHz SAM, REV.2 (13nov12); Type: SAM; Serial: TP-1106
- DASY52 52.8.5(1059); SEMCAD X Version 14.6.8 (7028)

Communication System: _WIFI 5-6GHz; Communication System Band: 5210 MHz Sub-Band;
Frequency: 5180 MHz; Duty Cycle: 1:1.000
Medium Parameters used: f=5180 MHz; σ = 4.541; ε_r = 34.04 mho/m; ρ = 1.000 kg/m^3

Right Head Template/Area Scan - Normal (10mm) (91x211x1):
Interpolated grid: dx=1.000 mm, dy=1.000 mm
Fast SAR: SAR(1g) = 0.129 W/kg; SAR(10g) = 0.0335 W/kg

Right Head Template/7x7x12 Zoom Scan (5-6GHz) (31x31x31)/Cube 0:
Interpolated grid: dx=0.800 mm, dy=0.800 mm, dz=0.400 mm
Reference Value = 3.682 V/m, Power Drift = -0.481 dB
Averaged SAR: SAR(1g) = 0.174 W/kg; SAR(10g) = 0.0532 W/kg

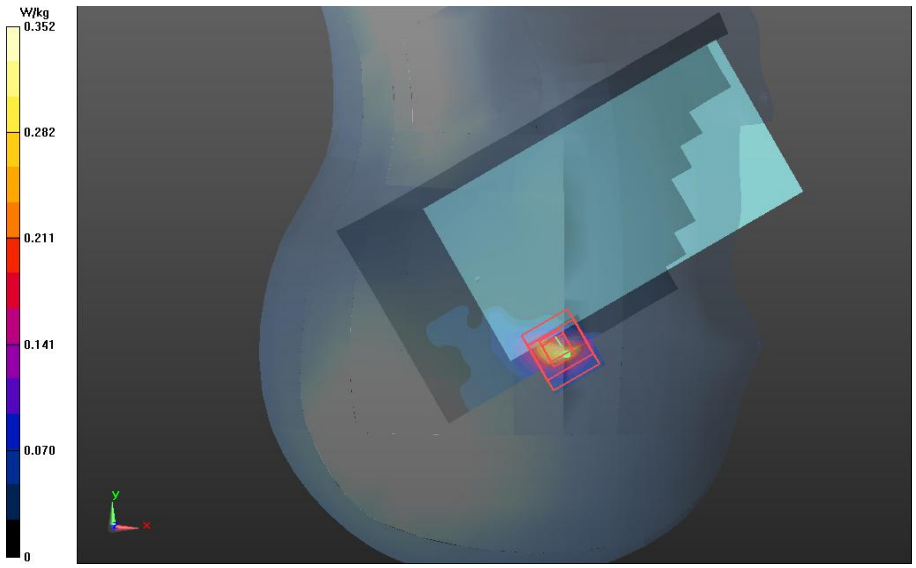

Right Head Template

Date/Time: 5/26/2013 1:04:04 PM

Test Lab: Motorola Mobility

DUT Serial: 990002025631613; FCC ID: IHDT56PE2; Antenna: Internal; Battery: SNN5925A;
Test Configuration: Cheek

DASY Configuration:

- Probe: EX3DV4 - SN3730; ConvF(7.62,7.62,7.62); Calibrated: 8/24/2012;
- Sensor-Surface: 2 mm (Mechanical Surface Detection)
- Electronics: DAE4 Sn784; Calibrated: 3/6/2013
- Phantom: R#3, 5GHz SAM, REV.2 (13nov12); Type: SAM; Serial: TP-1106
- DASY52 52.8.5(1059); SEMCAD X Version 14.6.8 (7028)

Communication System: _WIFI 5-6GHz; Communication System Band: 5785 MHz Sub-Band;
Frequency: 5745 MHz; Duty Cycle: 1:1.000
Medium Parameters used: f=5745 MHz; σ = 5.187; ε_r = 32.75 mho/m; ρ = 1.000 kg/m^3

Right Head Template/Area Scan - Normal (10mm) (91x211x1):
Interpolated grid: dx=1.000 mm, dy=1.000 mm
Fast SAR: SAR(1g) = 0.0891 W/kg; SAR(10g) = 0.0179 W/kg

Right Head Template/7x7x12 Zoom Scan (5-6GHz) (31x31x31)/Cube 0:
Interpolated grid: dx=0.800 mm, dy=0.800 mm, dz=0.400 mm
Reference Value = 4.063 V/m, Power Drift = -0.310 dB
Averaged SAR: SAR(1g) = 0.107 W/kg; SAR(10g) = 0.0296 W/kg

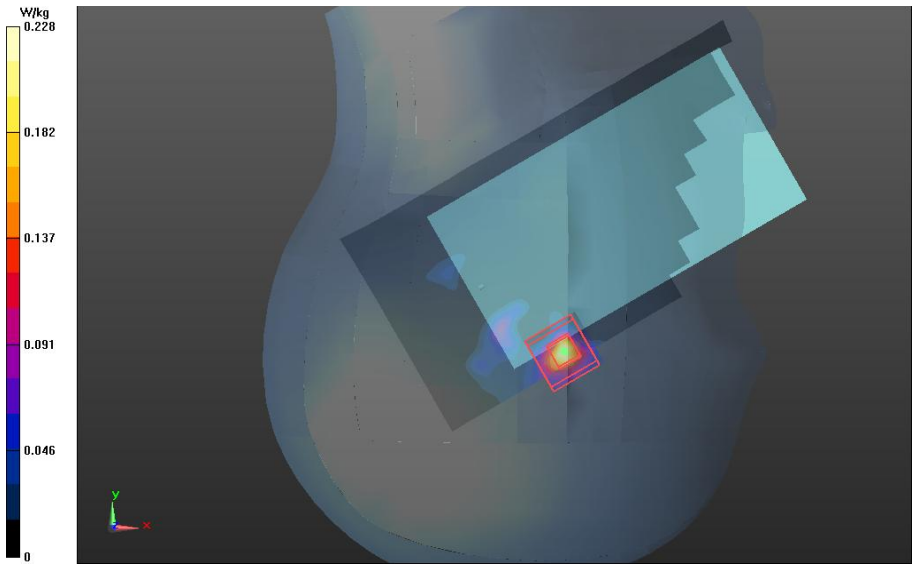

Right Head Template

Appendix 3

SAR Distribution Plots for Body-Worn Accessory Test Results

Date/Time: 4/24/2013 10:55:04 AM

Test Lab: Motorola Mobility

DUT Serial: LUWV260017; FCC ID: IHDT56PE2; Antenna: Internal; Battery: SNN5924A;
Test Configuration: Body Worn, Back of Phone 25 mm from Phantom

DASY Configuration:

- Probe: ES3DV3 - SN3180; ConvF(5.01,5.01,5.01); Calibrated: 2/11/2013;
- Sensor-Surface: 4 mm (Mechanical Surface Detection)
- Electronics: DAE4 Sn656; Calibrated: 2/7/2013
- Phantom: R#-1, Triple Flat Phantom 5.1C (Rev.4); Type: QD 000 P51 CA; Serial: n/a
- DASY52 52.8.5(1059); SEMCAD X Version 14.6.8 (7028)

Communication System: _LTE Band 13; Communication System Band: Band 13: 10 MHz BW;
Frequency: 782.0 MHz; Duty Cycle: 1:1.000
Medium Parameters used: f=782 MHz; σ = 0.9379; ε_r = 52.35 mho/m; ρ = 1.000 kg/m^3

0.6-2GHz Triple Flat Phone Template/Area Scan (15mm), not for EDGES (181x101x1):
Interpolated grid: dx=1.500 mm, dy=1.500 mm
Fast SAR: SAR(1g) = 0.193 W/kg; SAR(10g) = 0.137 W/kg

0.6-2GHz Triple Flat Phone Template/5x5x7 Zoom Scan (0.6-2GHz) (21x21x36)/Cube 0:
Interpolated grid: dx=1.600 mm, dy=1.600 mm, dz=1.000 mm
Reference Value = 14.715 V/m, Power Drift = -0.168 dB
Averaged SAR: SAR(1g) = 0.190 W/kg; SAR(10g) = 0.146 W/kg

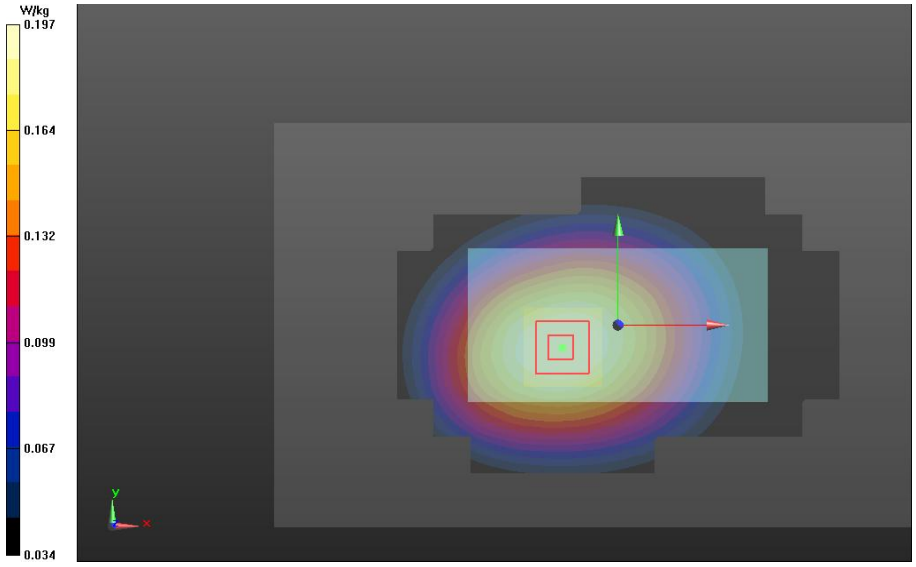

0.6-2GHz Triple Flat Phone Template

Date/Time: 4/22/2013 11:42:35 AM

Test Lab: Motorola Mobility

DUT Serial: LUWV260017; FCC ID: IHDT56PE2; Antenna: Internal; Battery: SNN5924A;
Test Configuration: Body Worn, Front of Phone 25 mm from Phantom

DASY Configuration:

- Probe: ES3DV3 - SN3180; ConvF(5.01,5.01,5.01); Calibrated: 2/11/2013;
- Sensor-Surface: 4 mm (Mechanical Surface Detection)
- Electronics: DAE4 Sn656; Calibrated: 2/7/2013
- Phantom: R#-1, Triple Flat Phantom 5.1C (Rev.4); Type: QD 000 P51 CA; Serial: n/a
- DASY52 52.8.5(1059); SEMCAD X Version 14.6.8 (7028)

Communication System: _LTE Band 04; Communication System Band: Band 4: 20 MHz BW;
Frequency: 1733 MHz; Duty Cycle: 1:1.000
Medium Parameters used: f=1732.5 MHz; σ = 1.497; ε_r = 49.89 mho/m; ρ = 1.000 kg/m^3

0.6-2GHz Triple Flat Phone Template/Area Scan (15mm), not for EDGES (181x101x1):
Interpolated grid: dx=1.500 mm, dy=1.500 mm
Fast SAR: SAR(1g) = 0.214 W/kg; SAR(10g) = 0.135 W/kg

0.6-2GHz Triple Flat Phone Template/5x5x7 Zoom Scan (0.6-2GHz) (21x21x36)/Cube 0:
Interpolated grid: dx=1.600 mm, dy=1.600 mm, dz=1.000 mm
Reference Value = 11.993 V/m, Power Drift = 0.020 dB
Averaged SAR: SAR(1g) = 0.214 W/kg; SAR(10g) = 0.139 W/kg



0.6-2GHz Triple Flat Phone Template

Date/Time: 4/22/2013 5:49:26 PM

Test Lab: Motorola Mobility

DUT Serial: LUWV260019; FCC ID: IHDT56PE2; Antenna: Internal; Battery: SNN5924A;
Test Configuration: Body Worn, Front of Phone 25 mm from Phantom

DASY Configuration:

- Probe: ES3DV3 - SN3124; ConvF(5.07,5.07,5.07); Calibrated: 8/20/2012;
- Sensor-Surface: 4 mm (Mechanical Surface Detection)
- Electronics: DAE4 Sn376; Calibrated: 9/3/2012
- Phantom: R#2 Triple Flat Phantom 5.1C (Rev.4); Type: QD 000 P51 CA; Serial: n/a
- DASY52 52.8.5(1059); SEMCAD X Version 14.6.8 (7028)

Communication System: _CDMA; Communication System Band: CDMA 800; Frequency: 848.3 MHz;
Duty Cycle: 1:1.000
Medium Parameters used: f=848.31 MHz; σ = 1.013; ε_r = 53.16 mho/m; ρ = 1.000 kg/m^3

0.6-2GHz Triple Flat Phone Template/Area Scan (15mm), not for EDGES (181x101x1):
Interpolated grid: dx=1.500 mm, dy=1.500 mm
Fast SAR: SAR(1g) = 0.226 W/kg; SAR(10g) = 0.160 W/kg

0.6-2GHz Triple Flat Phone Template/5x5x7 Zoom Scan (0.6-2GHz) (21x21x36)/Cube 0:
Interpolated grid: dx=1.600 mm, dy=1.600 mm, dz=1.000 mm
Reference Value = 15.414 V/m, Power Drift = -0.082 dB
Averaged SAR: SAR(1g) = 0.227 W/kg; SAR(10g) = 0.172 W/kg



0.6-2GHz Triple Flat Phone Template

Date/Time: 5/31/2013 12:36:23 AM

Test Lab: Motorola Mobility

DUT Serial: 990002025631613; FCC ID: IHDT56PE2; Antenna: Internal; Battery: SNN5925A;
Test Configuration: Body Worn, Front of Phone 25 mm from Phantom

DASY Configuration:

- Probe: ES3DV3 - SN3180; ConvF(5.01,5.01,5.01); Calibrated: 2/11/2013;
- Sensor-Surface: 4 mm (Mechanical Surface Detection)
- Electronics: DAE4 Sn715; Calibrated: 1/28/2013
- Phantom: R#-1, Triple Flat Phantom 5.1C (Rev.4); Type: QD 000 P51 CA; Serial: n/a
- DASY52 52.8.5(1059); SEMCAD X Version 14.6.8 (7028)

Communication System: _CDMA; Communication System Band: CDMA 1900; Frequency: 1851 MHz;
Duty Cycle: 1:1.000
Medium Parameters used: f=1851.25 MHz; σ = 1.491; ε_r = 49.28 mho/m; ρ = 1.000 kg/m^3

0.6-2GHz Triple Flat Phone Template/Area Scan (15mm), not for EDGES (181x101x1):
Interpolated grid: dx=1.500 mm, dy=1.500 mm
Fast SAR: SAR(1g) = 0.261 W/kg; SAR(10g) = 0.159 W/kg

0.6-2GHz Triple Flat Phone Template/5x5x7 Zoom Scan (0.6-2GHz) (21x21x36)/Cube 0:
Interpolated grid: dx=1.600 mm, dy=1.600 mm, dz=1.000 mm
Reference Value = 12.986 V/m, Power Drift = -0.080 dB
Averaged SAR: SAR(1g) = 0.270 W/kg; SAR(10g) = 0.166 W/kg



0.6-2GHz Triple Flat Phone Template

Date/Time: 4/22/2013 2:53:22 PM

Test Lab: Motorola Mobility

DUT Serial: LUWV260008; FCC ID: IHDT56PE2; Antenna: Internal; Battery: SNN5924A;
Test Configuration: Body Worn, Back of Phone 25 mm from Phantom

DASY Configuration:

- Probe: ES3DV3 - SN3037; ConvF(5.15,5.15,5.15); Calibrated: 9/13/2012;
- Sensor-Surface: 4 mm (Mechanical Surface Detection)
- Electronics: DAE4 Sn703; Calibrated: 9/11/2012
- Phantom: R#4 Triple Flat Phantom 5.1C (Rev.4); Type: QD 000 P51 CA; Serial: n/a
- DASY52 52.8.5(1059); SEMCAD X Version 14.6.8 (7028)

Communication System: _GSM; Communication System Band: GSM 850; Frequency: 848.8 MHz; Duty Cycle: 1:8.300
Medium Parameters used: f=848.8 MHz; σ = 1.018; ε_r = 53.90 mho/m; ρ = 1.000 kg/m^3

0.6-2GHz Triple Flat Phone Template/Area Scan (15mm), not for EDGES (181x101x1): Interpolated grid: dx=1.500 mm, dy=1.500 mm
Fast SAR: SAR(1g) = 0.157 W/kg; SAR(10g) = 0.111 W/kg

0.6-2GHz Triple Flat Phone Template/5x5x7 Zoom Scan (0.6-2GHz) (21x21x36)/Cube 0: Interpolated grid: dx=1.600 mm, dy=1.600 mm, dz=1.000 mm
Reference Value = 12.750 V/m, Power Drift = -0.068 dB
Averaged SAR: SAR(1g) = 0.157 W/kg; SAR(10g) = 0.119 W/kg

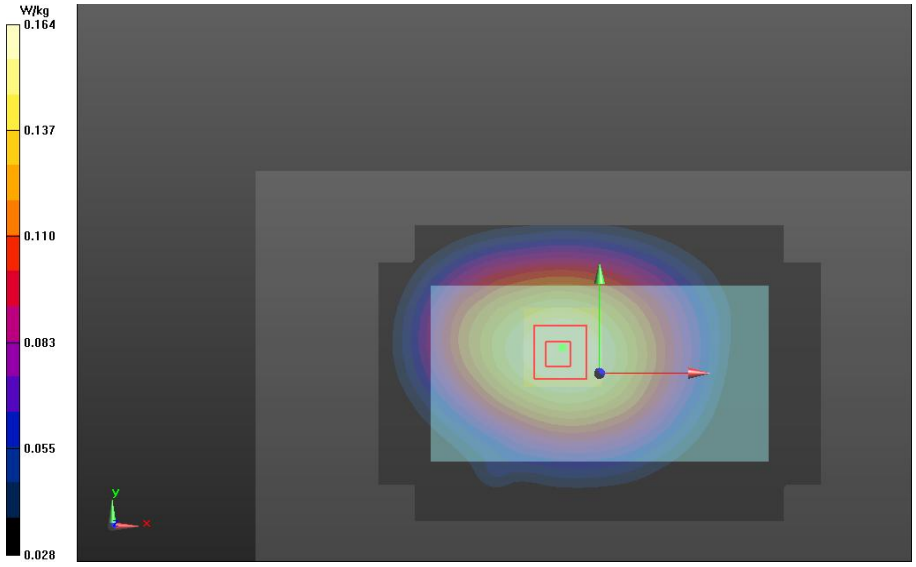

0.6-2GHz Triple Flat Phone Template

Date/Time: 4/22/2013 11:38:41 PM

Test Lab: Motorola Mobility

DUT Serial: LUWV260008; FCC ID: IHDT56PE2; Antenna: Internal; Battery: SNN5924A;
Test Configuration: Body Worn, Front of Phone 25 mm from Phantom

DASY Configuration:

- Probe: ES3DV3 - SN3037; ConvF(5.15,5.15,5.15); Calibrated: 9/13/2012;
- Sensor-Surface: 4 mm (Mechanical Surface Detection)
- Electronics: DAE4 Sn703; Calibrated: 9/11/2012
- Phantom: R#4 Triple Flat Phantom 5.1C (Rev.4); Type: QD 000 P51 CA; Serial: n/a
- DASY52 52.8.5(1059); SEMCAD X Version 14.6.8 (7028)

Communication System: _GSM; Communication System Band: GSM 1900; Frequency: 1880 MHz; Duty Cycle: 1:8.300
Medium Parameters used: f=1880 MHz; σ = 1.514; ε_r = 49.19 mho/m; ρ = 1.000 kg/m^3

0.6-2GHz Triple Flat Phone Template/Area Scan (15mm), not for EDGES (181x101x1): Interpolated grid: dx=1.500 mm, dy=1.500 mm
Fast SAR: SAR(1g) = 0.138 W/kg; SAR(10g) = 0.0851 W/kg

0.6-2GHz Triple Flat Phone Template/5x5x7 Zoom Scan (0.6-2GHz) (21x21x36)/Cube 0: Interpolated grid: dx=1.600 mm, dy=1.600 mm, dz=1.000 mm
Reference Value = 9.347 V/m, Power Drift = -0.020 dB
Averaged SAR: SAR(1g) = 0.138 W/kg; SAR(10g) = 0.0891 W/kg

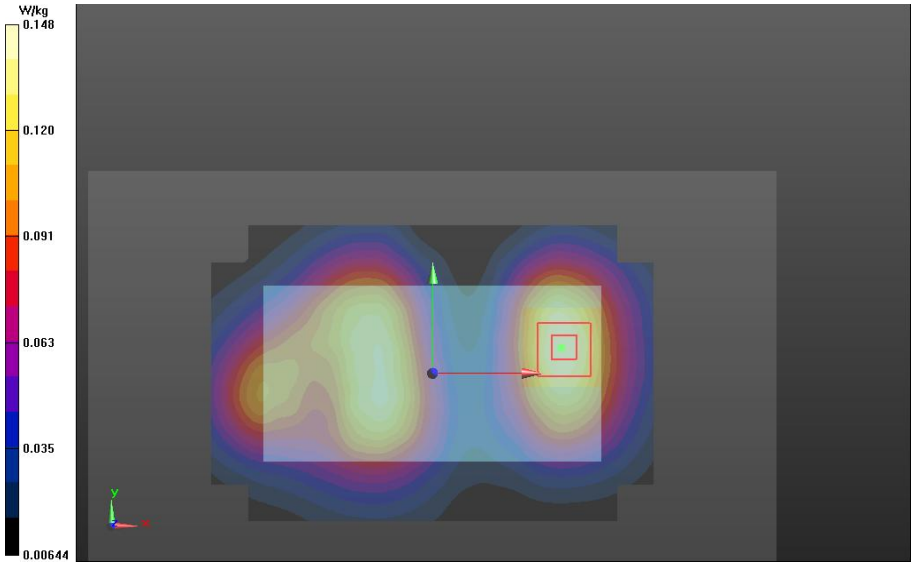

0.6-2GHz Triple Flat Phone Template

Date/Time: 4/24/2013 4:49:15 PM

Test Lab: Motorola Mobility

DUT Serial: LUWV260001; FCC ID: IHDT56PE2; Antenna: Internal; Battery: SNN5924A;
Test Configuration: Body Worn, Front of Phone 25 mm from Phantom

DASY Configuration:

- Probe: ES3DV3 - SN3124; ConvF(5.07,5.07,5.07); Calibrated: 8/20/2012;
- Sensor-Surface: 4 mm (Mechanical Surface Detection)
- Electronics: DAE4 Sn376; Calibrated: 9/3/2012
- Phantom: R#2 Triple Flat Phantom 5.1C (Rev.4); Type: QD 000 P51 CA; Serial: n/a
- DASY52 52.8.5(1059); SEMCAD X Version 14.6.8 (7028)

Communication System: _WCDMA; Communication System Band: WCDMA-850, Band 5; Frequency: 846.6 MHz; Duty Cycle: 1:1.000
Medium Parameters used: f=846.6 MHz; σ = 1.012; ε_r = 52.96 mho/m; ρ = 1.000 kg/m^3

0.6-2GHz Triple Flat Phone Template/Area Scan (15mm), not for EDGES (181x101x1): Interpolated grid: dx=1.500 mm, dy=1.500 mm
Fast SAR: SAR(1g) = 0.162 W/kg; SAR(10g) = 0.114 W/kg

0.6-2GHz Triple Flat Phone Template/5x5x7 Zoom Scan (0.6-2GHz) (21x21x36)/Cube 0: Interpolated grid: dx=1.600 mm, dy=1.600 mm, dz=1.000 mm
Reference Value = 12.899 V/m, Power Drift = -0.022 dB
Averaged SAR: SAR(1g) = 0.160 W/kg; SAR(10g) = 0.121 W/kg

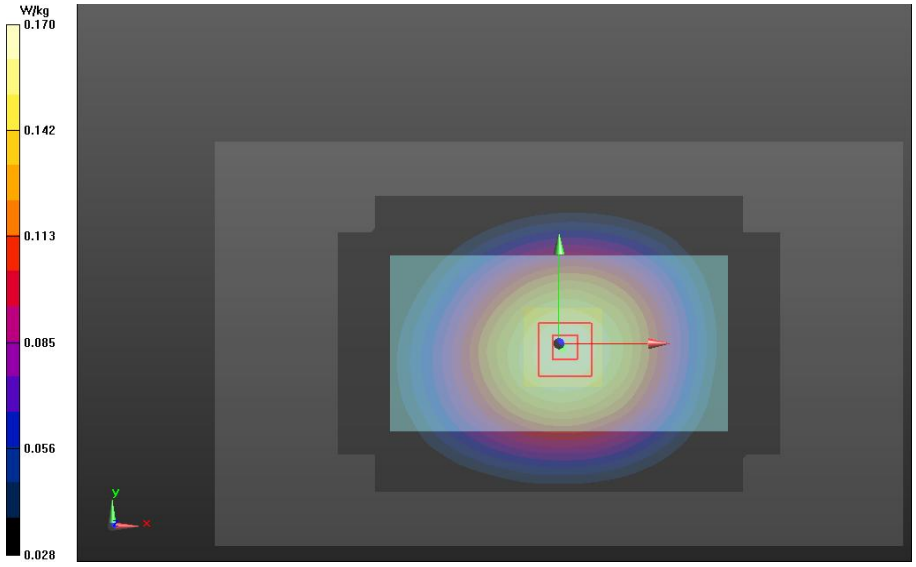

0.6-2GHz Triple Flat Phone Template

Date/Time: 4/24/2013 6:46:03 PM

Test Lab: Motorola Mobility

DUT Serial: LUWV260001; FCC ID: IHDT56PE2; Antenna: Internal; Battery: SNN5924A;
Test Configuration: Body Worn, Front of Phone 25 mm from Phantom

DASY Configuration:

- Probe: ES3DV3 - SN3124; ConvF(5.07,5.07,5.07); Calibrated: 8/20/2012;
- Sensor-Surface: 4 mm (Mechanical Surface Detection)
- Electronics: DAE4 Sn376; Calibrated: 9/3/2012
- Phantom: R#2 Triple Flat Phantom 5.1C (Rev.4); Type: QD 000 P51 CA; Serial: n/a
- DASY52 52.8.5(1059); SEMCAD X Version 14.6.8 (7028)

Communication System: _WCDMA; Communication System Band: WCDMA-1900, Band 2; Frequency: 1852 MHz; Duty Cycle: 1:1.000
Medium Parameters used: f=1852.4 MHz; σ = 1.519; ε_r = 48.60 mho/m; ρ = 1.000 kg/m^3

0.6-2GHz Triple Flat Phone Template/Area Scan (15mm), not for EDGES (181x101x1): Interpolated grid: dx=1.500 mm, dy=1.500 mm
Fast SAR: SAR(1g) = 0.187 W/kg; SAR(10g) = 0.116 W/kg

0.6-2GHz Triple Flat Phone Template/5x5x7 Zoom Scan (0.6-2GHz) (21x21x36)/Cube 0: Interpolated grid: dx=1.600 mm, dy=1.600 mm, dz=1.000 mm
Reference Value = 11.448 V/m, Power Drift = -0.077 dB
Averaged SAR: SAR(1g) = 0.183 W/kg; SAR(10g) = 0.121 W/kg

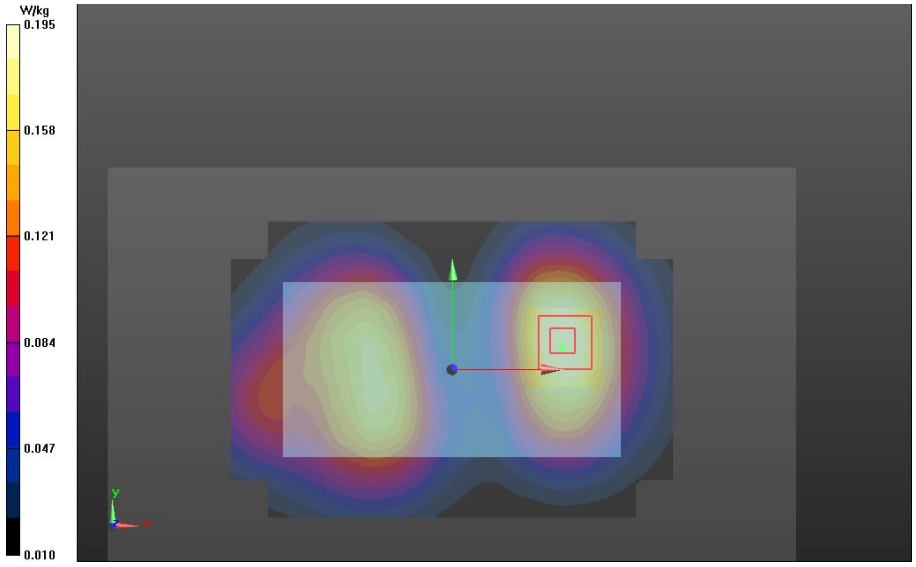

0.6-2GHz Triple Flat Phone Template

Date/Time: 5/17/2013 3:26:51 AM

Test Lab: Motorola Mobility

DUT Serial: LUWV260001; FCC ID: IHDT56PE2; Antenna: Internal; Battery: SNN5924A;
Test Configuration: Body Worn, Back of Phone 25 mm from Phantom

DASY Configuration:

- Probe: ES3DV3 - SN3037; ConvF(5.15,5.15,5.15); Calibrated: 9/13/2012;
- Sensor-Surface: 4 mm (Mechanical Surface Detection)
- Electronics: DAE4 Sn703; Calibrated: 9/11/2012
- Phantom: R#4 Triple Flat Phantom 5.1C (Rev.4); Type: QD 000 P51 CA; Serial: n/a
- DASY52 52.8.5(1059); SEMCAD X Version 14.6.8 (7028)

Communication System: _Wi-Fi 2450MHz; Communication System Band: 2450MHz WIFI; Frequency: 2437 MHz; Duty Cycle: 1:1.000
Medium Parameters used: f=2437 MHz; σ = 1.988; ε_r = 50.40 mho/m; ρ = 1.000 kg/m^3

2-3GHz Triple Flat Phone Template/Area Scan (10mm) (261x141x1):
Interpolated grid: dx=1.000 mm, dy=1.000 mm
Fast SAR: SAR(1g) = 0.191 W/kg; SAR(10g) = 0.107 W/kg

2-3GHz Triple Flat Phone Template/7x7x7 Zoom Scan (2-3GHz) (31x31x36)/Cube 0:
Interpolated grid: dx=1.000 mm, dy=1.000 mm, dz=1.000 mm
Reference Value = 8.165 V/m, Power Drift = 0.092 dB
Averaged SAR: SAR(1g) = 0.196 W/kg; SAR(10g) = 0.113 W/kg

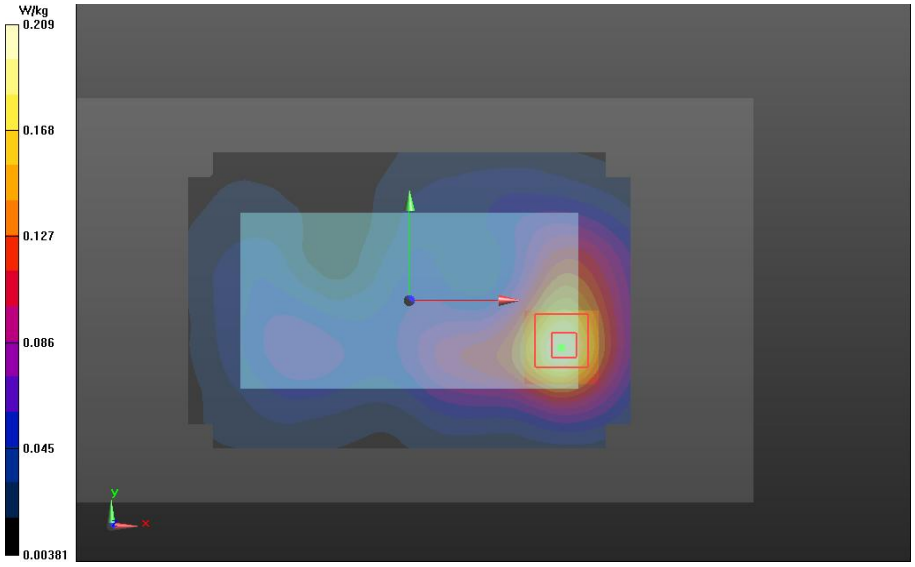

2-3GHz Triple Flat Phone Template

Date/Time: 5/13/2013 8:59:10 PM

Test Lab: Motorola Mobility

DUT Serial: LUWV260001; FCC ID: IHDT56PE2; Antenna: Internal; Battery: SNN5924A;
Test Configuration: Body Worn, Back of Phone 25 mm from Phantom

DASY Configuration:

- Probe: EX3DV4 - SN3730; ConvF(7.62,7.62,7.62); Calibrated: 8/24/2012;
- Sensor-Surface: 2 mm (Mechanical Surface Detection)
- Electronics: DAE4 Sn784; Calibrated: 3/6/2013
- Phantom: R#-3, Triple Flat Phantom 5.1C (Rev.4); Type: QD 000 P51 CA; Serial: n/a
- DASY52 52.8.5(1059); SEMCAD X Version 14.6.8 (7028)

Communication System: _WIFI 5-6GHz; Communication System Band: 5210 MHz Sub-Band;
Frequency: 5180 MHz; Duty Cycle: 1:1.000
Medium Parameters used: f=5180 MHz; σ = 5.130; ε_r = 45.49 mho/m; ρ = 1.000 kg/m^3

TRIPLE Flat Phone Against Flat Section/Area Scan - Body (10mm) (281x161x1):
Interpolated grid: dx=1.000 mm, dy=1.000 mm
Fast SAR: SAR(1g) = 0.0561 W/kg; SAR(10g) = 0.0241 W/kg

TRIPLE Flat Phone Against Flat Section/7x7x12 Zoom Scan (5-6GHz) (31x31x31)/Cube 0:
Interpolated grid: dx=0.800 mm, dy=0.800 mm, dz=0.400 mm
Reference Value = 4.626 V/m, Power Drift = 0.125 dB
Averaged SAR: SAR(1g) = 0.0535 W/kg; SAR(10g) = 0.0230 W/kg

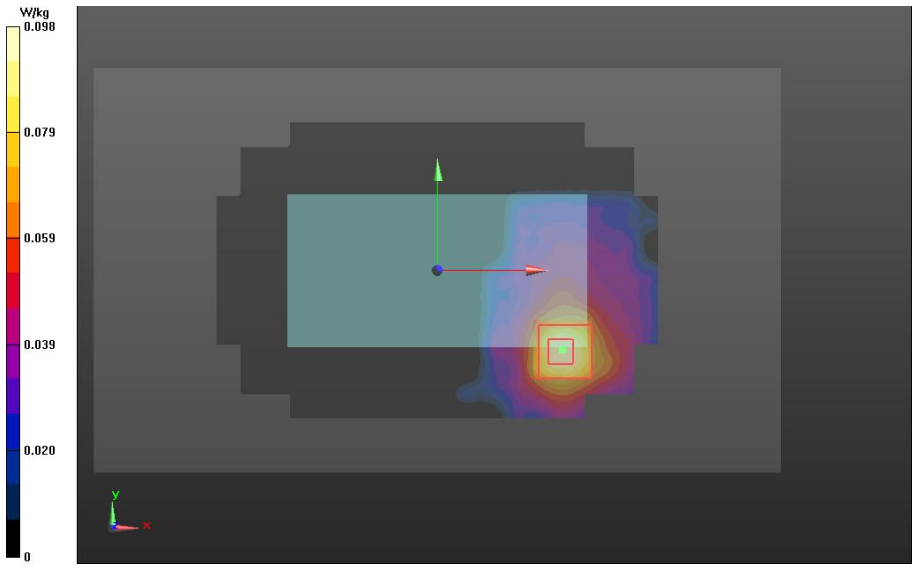

TRIPLE Flat Phone Against Flat Section

Date/Time: 5/10/2013 7:50:45 PM

Test Lab: Motorola Mobility

DUT Serial: LUWV260001; FCC ID: IHDT56PE2; Antenna: Internal; Battery: SNN5924A;
Test Configuration: Body Worn, Back of Phone 25 mm from Phantom

DASY Configuration:

- Probe: EX3DV4 - SN3730; ConvF(7.62,7.62,7.62); Calibrated: 8/24/2012;
- Sensor-Surface: 2 mm (Mechanical Surface Detection)
- Electronics: DAE4 Sn784; Calibrated: 3/6/2013
- Phantom: R#-3, Triple Flat Phantom 5.1C (Rev.4); Type: QD 000 P51 CA; Serial: n/a
- DASY52 52.8.5(1059); SEMCAD X Version 14.6.8 (7028)

Communication System: _WIFI 5-6GHz; Communication System Band: 5785 MHz Sub-Band;
Frequency: 5745 MHz; Duty Cycle: 1:1.000
Medium Parameters used: f=5745 MHz; σ = 6.146; ε_r = 44.17 mho/m; ρ = 1.000 kg/m^3

TRIPLE Flat Phone Against Flat Section/Area Scan - Body (10mm) (281x161x1):
Interpolated grid: dx=1.000 mm, dy=1.000 mm
Fast SAR: SAR(1g) = 0.108 W/kg; SAR(10g) = 0.0478 W/kg

TRIPLE Flat Phone Against Flat Section/7x7x12 Zoom Scan (5-6GHz) (31x31x31)/Cube 0:
Interpolated grid: dx=0.800 mm, dy=0.800 mm, dz=0.400 mm
Reference Value = 6.326 V/m, Power Drift = -0.228 dB
Averaged SAR: SAR(1g) = 0.108 W/kg; SAR(10g) = 0.0454 W/kg

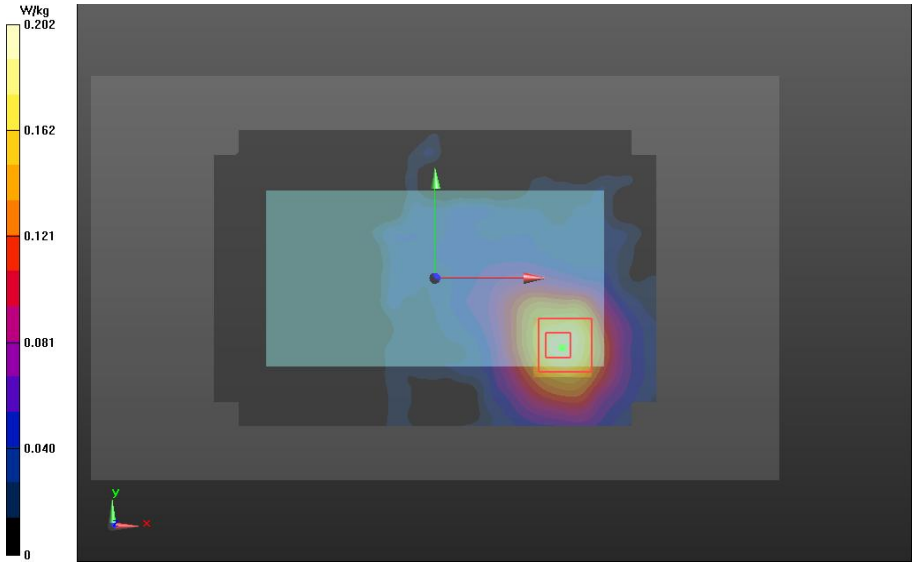

TRIPLE Flat Phone Against Flat Section

Appendix 4

SAR Distribution Plots for Mobile Hotspot Test Results

Date/Time: 4/26/2013 3:25:18 PM

Test Lab: Motorola Mobility

DUT Serial: LUWV260017; FCC ID: IHDT56PE2; Antenna: Internal; Battery: SNN5924A;
Test Configuration: Back of Phone 10 mm from Phantom

DASY Configuration:

- Probe: ES3DV3 - SN3037; ConvF(5.15,5.15,5.15); Calibrated: 9/13/2012;
- Sensor-Surface: 4 mm (Mechanical Surface Detection)
- Electronics: DAE4 Sn703; Calibrated: 9/11/2012
- Phantom: R#4 Triple Flat Phantom 5.1C (Rev.4); Type: QD 000 P51 CA; Serial: n/a
- DASY52 52.8.5(1059); SEMCAD X Version 14.6.8 (7028)

Communication System: _LTE Band 13; Communication System Band: Band 13: 10 MHz BW;
Frequency: 782.0 MHz; Duty Cycle: 1:1.000
Medium Parameters used: f=782 MHz; σ = 0.9365; ε_r = 54.76 mho/m; ρ = 1.000 kg/m^3

0.6-2GHz Triple Flat Phone Template/Area Scan (15mm), not for EDGES (181x101x1):
Interpolated grid: dx=1.500 mm, dy=1.500 mm
Fast SAR: SAR(1g) = 0.345 W/kg; SAR(10g) = 0.243 W/kg

0.6-2GHz Triple Flat Phone Template/5x5x7 Zoom Scan (0.6-2GHz) (21x21x36)/Cube 0:
Interpolated grid: dx=1.600 mm, dy=1.600 mm, dz=1.000 mm
Reference Value = 18.618 V/m, Power Drift = -0.035 dB
Averaged SAR: SAR(1g) = 0.343 W/kg; SAR(10g) = 0.255 W/kg

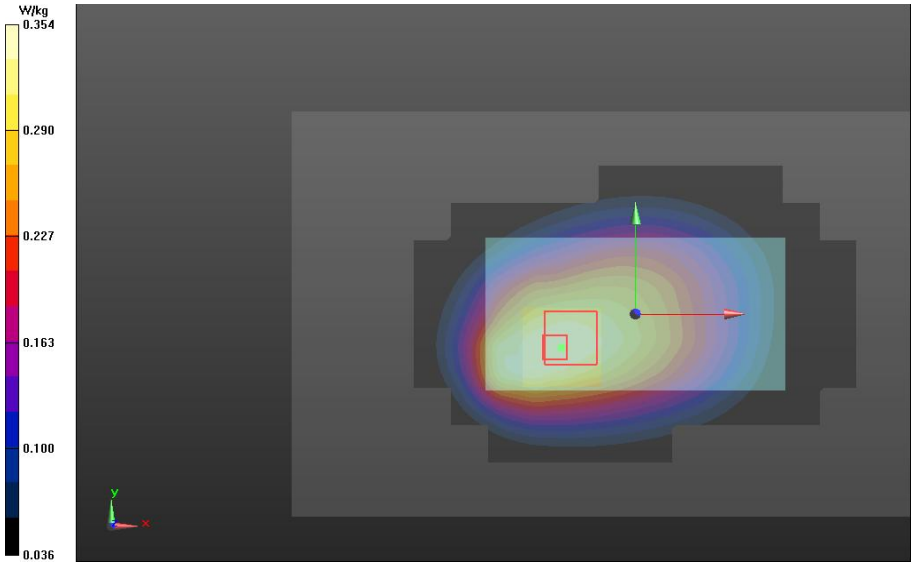

0.6-2GHz Triple Flat Phone Template

Date/Time: 5/17/2013 5:25:48 AM

Test Lab: Motorola Mobility

DUT Serial: LUWV260017; FCC ID: IHDT56PE2; Antenna: Internal; Battery: SNN5924A;
Test Configuration: Back of Phone 10 mm from Phantom

DASY Configuration:

- Probe: ES3DV3 - SN3180; ConvF(5.01,5.01,5.01); Calibrated: 2/11/2013;
- Sensor-Surface: 4 mm (Mechanical Surface Detection)
- Electronics: DAE4 Sn715; Calibrated: 1/28/2013
- Phantom: R#-1, Triple Flat Phantom 5.1C (Rev.4); Type: QD 000 P51 CA; Serial: n/a
- DASY52 52.8.5(1059); SEMCAD X Version 14.6.8 (7028)

Communication System: _LTE Band 04; Communication System Band: Band 4: 20 MHz BW;
Frequency: 1733 MHz; Duty Cycle: 1:1.000
Medium Parameters used: f=1732.5 MHz; σ = 1.568; ε_r = 49.38 mho/m; ρ = 1.000 kg/m^3

0.6-2GHz Triple Flat Phone Template/Area Scan (15mm), not for EDGES (181x101x1):
Interpolated grid: dx=1.500 mm, dy=1.500 mm
Fast SAR: SAR(1g) = 0.876 W/kg; SAR(10g) = 0.472 W/kg

0.6-2GHz Triple Flat Phone Template/5x5x7 Zoom Scan (0.6-2GHz) (21x21x36)/Cube 0:
Interpolated grid: dx=1.600 mm, dy=1.600 mm, dz=1.000 mm
Reference Value = 21.884 V/m, Power Drift = -0.089 dB
Averaged SAR: SAR(1g) = 0.953 W/kg; SAR(10g) = 0.497 W/kg

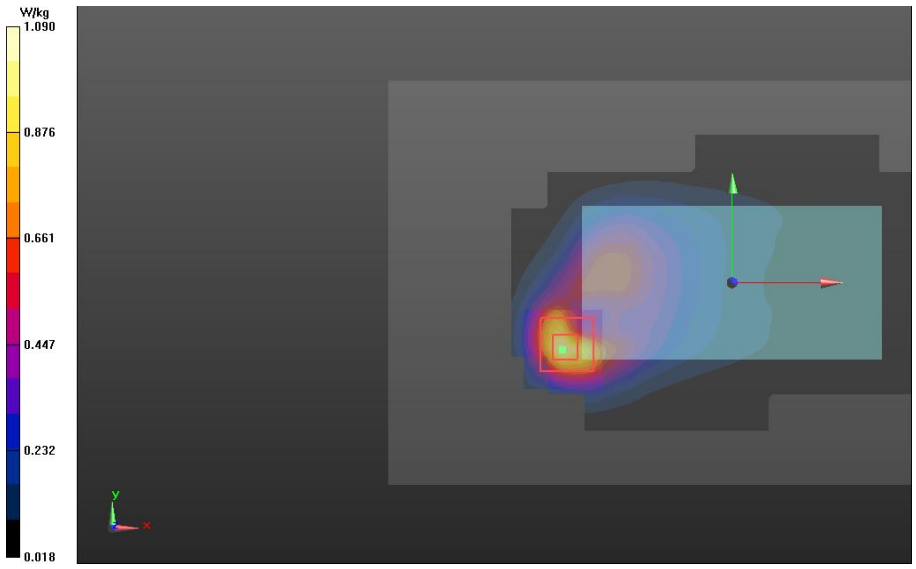

0.6-2GHz Triple Flat Phone Template

Date/Time: 4/26/2013 1:58:46 AM

Test Lab: Motorola Mobility

DUT Serial: LUWV260019; FCC ID: IHDT56PE2; Antenna: Internal; Battery: SNN5924A;
Test Configuration: Right Edge of Phone 10 mm from Phantom

DASY Configuration:

- Probe: ES3DV3 - SN3180; ConvF(5.01,5.01,5.01); Calibrated: 2/11/2013;
- Sensor-Surface: 4 mm (Mechanical Surface Detection)
- Electronics: DAE4 Sn656; Calibrated: 2/7/2013
- Phantom: R#-1, Triple Flat Phantom 5.1C (Rev.4); Type: QD 000 P51 CA; Serial: n/a
- DASY52 52.8.5(1059); SEMCAD X Version 14.6.8 (7028)

Communication System: _CDMA; Communication System Band: CDMA 800; Frequency: 824.7 MHz;
Duty Cycle: 1:1.000
Medium Parameters used: f=824.7 MHz; σ = 0.9978; ε_r = 52.84 mho/m; ρ = 1.000 kg/m^3

0.6-2GHz Triple Flat Phone Template/Area Scan (10mm) (261x141x1):
Interpolated grid: dx=1.000 mm, dy=1.000 mm
Fast SAR: SAR(1g) = 0.489 W/kg; SAR(10g) = 0.332 W/kg

0.6-2GHz Triple Flat Phone Template/5x5x7 Zoom Scan (0.6-2GHz) (21x21x36)/Cube 0:
Interpolated grid: dx=1.600 mm, dy=1.600 mm, dz=1.000 mm
Reference Value = 22.380 V/m, Power Drift = 0.114 dB
Averaged SAR: SAR(1g) = 0.497 W/kg; SAR(10g) = 0.344 W/kg



0.6-2GHz Triple Flat Phone Template

Date/Time: 5/14/2013 6:04:39 PM

Test Lab: Motorola Mobility

DUT Serial: LUWV260019; FCC ID: IHDT56PE2; Antenna: Internal; Battery: SNN5924A;
Test Configuration: Bottom Edge of Phone 10 mm from Phantom

DASY Configuration:

- Probe: ES3DV3 - SN3180; ConvF(5.01,5.01,5.01); Calibrated: 2/11/2013;
- Sensor-Surface: 4 mm (Mechanical Surface Detection)
- Electronics: DAE4 Sn715; Calibrated: 1/28/2013
- Phantom: R#-1, Triple Flat Phantom 5.1C (Rev.4); Type: QD 000 P51 CA; Serial: n/a
- DASY52 52.8.5(1059); SEMCAD X Version 14.6.8 (7028)

Communication System: _CDMA; Communication System Band: CDMA 1900; Frequency: 1909 MHz;
Duty Cycle: 1:1.000
Medium Parameters used: f=1908.75 MHz; σ = 1.558; ε_r = 49.81 mho/m; ρ = 1.000 kg/m^3

0.6-2GHz Triple Flat Phone Template/Area Scan (10mm) (261x141x1):
Interpolated grid: dx=1.000 mm, dy=1.000 mm
Fast SAR: SAR(1g) = 0.774 W/kg; SAR(10g) = 0.369 W/kg

0.6-2GHz Triple Flat Phone Template/5x5x7 Zoom Scan (0.6-2GHz) (21x21x36)/Cube 0:
Interpolated grid: dx=1.600 mm, dy=1.600 mm, dz=1.000 mm
Reference Value = 24.270 V/m, Power Drift = -0.044 dB
Averaged SAR: SAR(1g) = 0.762 W/kg; SAR(10g) = 0.365 W/kg



0.6-2GHz Triple Flat Phone Template

Date/Time: 4/24/2013 1:21:47 AM

Test Lab: Motorola Mobility

DUT Serial: LUWV260008; FCC ID: IHDT56PE2; Antenna: Internal; Battery: SNN5924A;
Test Configuration: Right Edge of Phone 10 mm from Phantom

DASY Configuration:

- Probe: ES3DV3 - SN3037; ConvF(5.15,5.15,5.15); Calibrated: 9/13/2012;
- Sensor-Surface: 4 mm (Mechanical Surface Detection)
- Electronics: DAE4 Sn703; Calibrated: 9/11/2012
- Phantom: R#4 Triple Flat Phantom 5.1C (Rev.4); Type: QD 000 P51 CA; Serial: n/a
- DASY52 52.8.5(1059); SEMCAD X Version 14.6.8 (7028)

Communication System: _GPRS Class 12; Communication System Band: 850 MHz; Frequency: 824.2 MHz; Duty Cycle: 1:2.075
Medium Parameters used: f=824.2 MHz; σ = 0.9877; ε_r = 54.21 mho/m; ρ = 1.000 kg/m^3

0.6-2GHz Triple Flat Phone Template/Area Scan (10mm) (261x141x1):
Interpolated grid: dx=1.000 mm, dy=1.000 mm
Fast SAR: SAR(1g) = 0.232 W/kg; SAR(10g) = 0.153 W/kg

0.6-2GHz Triple Flat Phone Template/5x5x7 Zoom Scan (0.6-2GHz) (26x26x36)/Cube 0:
Interpolated grid: dx=1.600 mm, dy=1.600 mm, dz=1.000 mm
Reference Value = 14.870 V/m, Power Drift = -0.047 dB
Averaged SAR: SAR(1g) = 0.217 W/kg; SAR(10g) = 0.149 W/kg

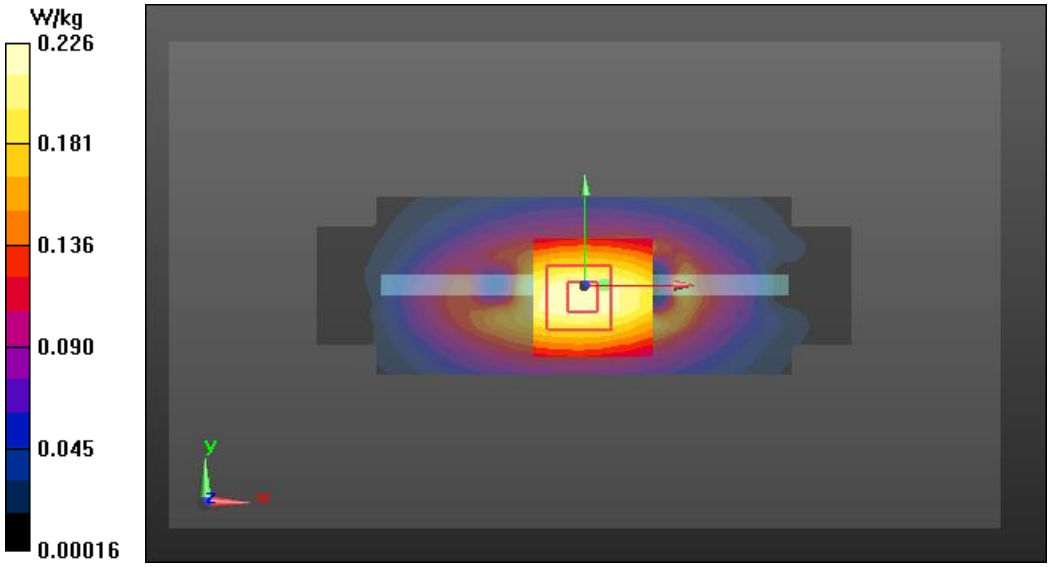

0.6-2GHz Triple Flat Phone Template

Date/Time: 5/1/2013 4:11:32 PM

Test Lab: Motorola Mobility

DUT Serial: LUWV260008; FCC ID: IHDT56PE2; Antenna: Internal; Battery: SNN5924A;
Test Configuration: Bottom Edge of Phone 10 mm from Phantom

DASY Configuration:

- Probe: ES3DV3 - SN3180; ConvF(5.01,5.01,5.01); Calibrated: 2/11/2013;
- Sensor-Surface: 4 mm (Mechanical Surface Detection)
- Electronics: DAE4 Sn656; Calibrated: 2/7/2013
- Phantom: R#-1, Triple Flat Phantom 5.1C (Rev.4); Type: QD 000 P51 CA; Serial: n/a
- DASY52 52.8.5(1059); SEMCAD X Version 14.6.8 (7028)

Communication System: _GPRS Class 12; Communication System Band: 1900 MHz; Frequency: 1910 MHz; Duty Cycle: 1:2.075
Medium Parameters used: f=1910 MHz; σ = 1.594; ε_r = 50.25 mho/m; ρ = 1.000 kg/m^3

0.6-2GHz Triple Flat Phone Template/Area Scan (10mm) (261x141x1):
Interpolated grid: dx=1.000 mm, dy=1.000 mm
Fast SAR: SAR(1g) = 0.873 W/kg; SAR(10g) = 0.410 W/kg

0.6-2GHz Triple Flat Phone Template/5x5x7 Zoom Scan (0.6-2GHz) (21x21x36)/Cube 0:
Interpolated grid: dx=1.600 mm, dy=1.600 mm, dz=1.000 mm
Reference Value = 21.375 V/m, Power Drift = -0.161 dB
Averaged SAR: SAR(1g) = 0.873 W/kg; SAR(10g) = 0.412 W/kg



0.6-2GHz Triple Flat Phone Template

Date/Time: 4/22/2013 4:40:20 PM

Test Lab: Motorola Mobility

DUT Serial: LUWV260001; FCC ID: IHDT56PE2; Antenna: Internal; Battery: SNN5924A;
Test Configuration: Back of Phone 10 mm from Phantom

DASY Configuration:

- Probe: ES3DV3 - SN3124; ConvF(5.07,5.07,5.07); Calibrated: 8/20/2012;
- Sensor-Surface: 4 mm (Mechanical Surface Detection)
- Electronics: DAE4 Sn376; Calibrated: 9/3/2012
- Phantom: R#2 Triple Flat Phantom 5.1C (Rev.4); Type: QD 000 P51 CA; Serial: n/a
- DASY52 52.8.5(1059); SEMCAD X Version 14.6.8 (7028)

Communication System: _WCDMA; Communication System Band: WCDMA-850, Band 5; Frequency: 846.6 MHz; Duty Cycle: 1:1.000
Medium Parameters used: f=846.6 MHz; σ = 1.012; ε_r = 53.18 mho/m; ρ = 1.000 kg/m^3

0.6-2GHz Triple Flat Phone Template/Area Scan (15mm), not for EDGES (181x101x1): Interpolated grid: dx=1.500 mm, dy=1.500 mm
Fast SAR: SAR(1g) = 0.214 W/kg; SAR(10g) = 0.150 W/kg

0.6-2GHz Triple Flat Phone Template/5x5x7 Zoom Scan (0.6-2GHz) (46x26x36)/Cube 0: Interpolated grid: dx=1.600 mm, dy=1.600 mm, dz=1.000 mm
Reference Value = 15.007 V/m, Power Drift = 0.126 dB
Averaged SAR: SAR(1g) = 0.219 W/kg; SAR(10g) = 0.169 W/kg

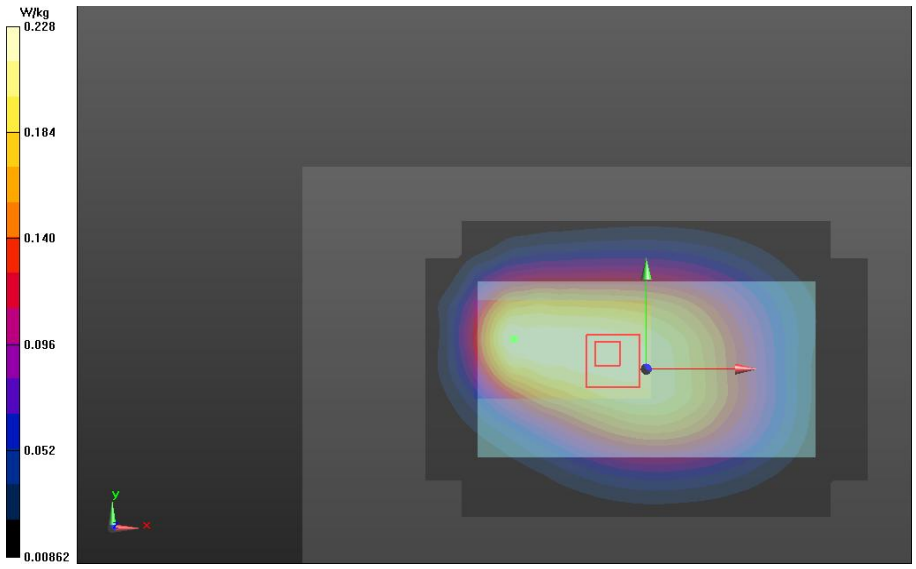

0.6-2GHz Triple Flat Phone Template

Date/Time: 6/28/2013 4:26:58 PM

Test Lab: Motorola Mobility

DUT Serial: LUWV260001; FCC ID: IHDT56PE2; Antenna: Internal; Battery: SNN5924A;
Test Configuration: Bottom Edge of Phone 10 mm from Phantom

DASY Configuration:

- Probe: ES3DV3 - SN3180; ConvF(4.78,4.78,4.78); Calibrated: 2/11/2013;
- Sensor-Surface: 4 mm (Mechanical Surface Detection)
- Electronics: DAE4 Sn715; Calibrated: 1/28/2013
- Phantom: R#-1, Triple Flat Phantom 5.1C (Rev.4); Type: QD 000 P51 CA; Serial: n/a
- DASY52 52.8.7(1137); SEMCAD X Version 14.6.8 (7028)

Communication System: _WCDMA (0); Communication System Band: WCDMA-1900, Band 2;
Frequency: 1908 MHz; Duty Cycle: 1:1.000
Medium Parameters used: f=1907.6 MHz; σ = 1.519; ε_r = 48.39 mho/m; ρ = 1.000 kg/m^3

0.6-2GHz Triple Flat Phone Template/Area Scan (10mm) (261x141x1):
Interpolated grid: dx=1.000 mm, dy=1.000 mm
Fast SAR: SAR(1g) = 0.535 W/kg; SAR(10g) = 0.259 W/kg

0.6-2GHz Triple Flat Phone Template/5x5x7 Zoom Scan (0.6-2GHz) (21x21x36)/Cube 0:
Interpolated grid: dx=1.600 mm, dy=1.600 mm, dz=1.000 mm
Reference Value = 19.656 V/m, Power Drift = -0.076 dB
Averaged SAR: SAR(1g) = 0.563 W/kg; SAR(10g) = 0.269 W/kg



0.6-2GHz Triple Flat Phone Template

Date/Time: 5/18/2013 12:55:58 PM

Test Lab: Motorola Mobility

DUT Serial: LUWV260001; FCC ID: IHDT56PE2; Antenna: Internal; Battery: SNN5924A;
Test Configuration: Left Edge of Phone 10 mm from Phantom

DASY Configuration:

- Probe: ES3DV3 - SN3037; ConvF(5.15,5.15,5.15); Calibrated: 9/13/2012;
- Sensor-Surface: 4 mm (Mechanical Surface Detection)
- Electronics: DAE4 Sn703; Calibrated: 9/11/2012
- Phantom: R#4 Triple Flat Phantom 5.1C (Rev.4); Type: QD 000 P51 CA; Serial: n/a
- DASY52 52.8.5(1059); SEMCAD X Version 14.6.8 (7028)

Communication System: _Wi-Fi 2450MHz; Communication System Band: 2450MHz WIFI; Frequency: 2437 MHz; Duty Cycle: 1:1.000
Medium Parameters used: f=2437 MHz; σ = 1.984; ε_r = 49.45 mho/m; ρ = 1.000 kg/m^3

2-3GHz Triple Flat Phone Template/Area Scan (10mm) (261x141x1):
Interpolated grid: dx=1.000 mm, dy=1.000 mm
Fast SAR: SAR(1g) = 0.785 W/kg; SAR(10g) = 0.365 W/kg

2-3GHz Triple Flat Phone Template/7x7x7 Zoom Scan (2-3GHz) (31x31x36)/Cube 0:
Interpolated grid: dx=1.000 mm, dy=1.000 mm, dz=1.000 mm
Reference Value = 19.845 V/m, Power Drift = 0.068 dB
Averaged SAR: SAR(1g) = 0.802 W/kg; SAR(10g) = 0.374 W/kg

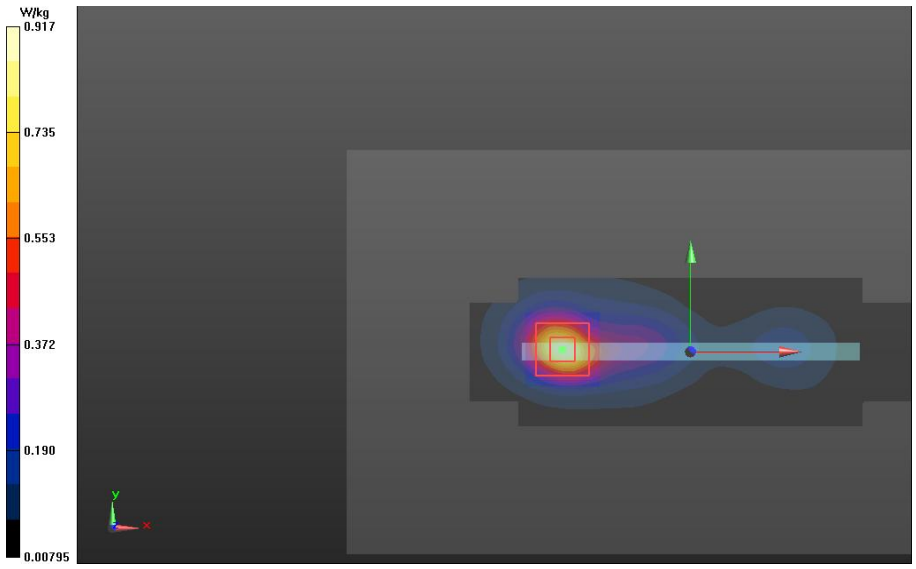

2-3GHz Triple Flat Phone Template

Date/Time: 5/10/2013 9:24:19 PM

Test Lab: Motorola Mobility

DUT Serial: LUWV260001; FCC ID: IHDT56PE2; Antenna: Internal; Battery: SNN5924A;
Test Configuration: Back of Phone 10 mm from Phantom

DASY Configuration:

- Probe: EX3DV4 - SN3730; ConvF(7.62,7.62,7.62); Calibrated: 8/24/2012;
- Sensor-Surface: 2 mm (Mechanical Surface Detection)
- Electronics: DAE4 Sn784; Calibrated: 3/6/2013
- Phantom: R#-3, Triple Flat Phantom 5.1C (Rev.4); Type: QD 000 P51 CA; Serial: n/a
- DASY52 52.8.5(1059); SEMCAD X Version 14.6.8 (7028)

Communication System: _WIFI 5-6GHz; Communication System Band: 5785 MHz Sub-Band;
Frequency: 5745 MHz; Duty Cycle: 1:1.000
Medium Parameters used: f=5745 MHz; σ = 6.146; ε_r = 44.17 mho/m; ρ = 1.000 kg/m^3

TRIPLE Flat Phone Against Flat Section/Area Scan - Body (10mm) (281x161x1):
Interpolated grid: dx=1.000 mm, dy=1.000 mm
Fast SAR: SAR(1g) = 0.213 W/kg; SAR(10g) = 0.0771 W/kg

TRIPLE Flat Phone Against Flat Section/7x7x12 Zoom Scan (5-6GHz) (31x31x31)/Cube 0:
Interpolated grid: dx=0.800 mm, dy=0.800 mm, dz=0.400 mm
Reference Value = 6.892 V/m, Power Drift = -0.031 dB
Averaged SAR: SAR(1g) = 0.230 W/kg; SAR(10g) = 0.0786 W/kg

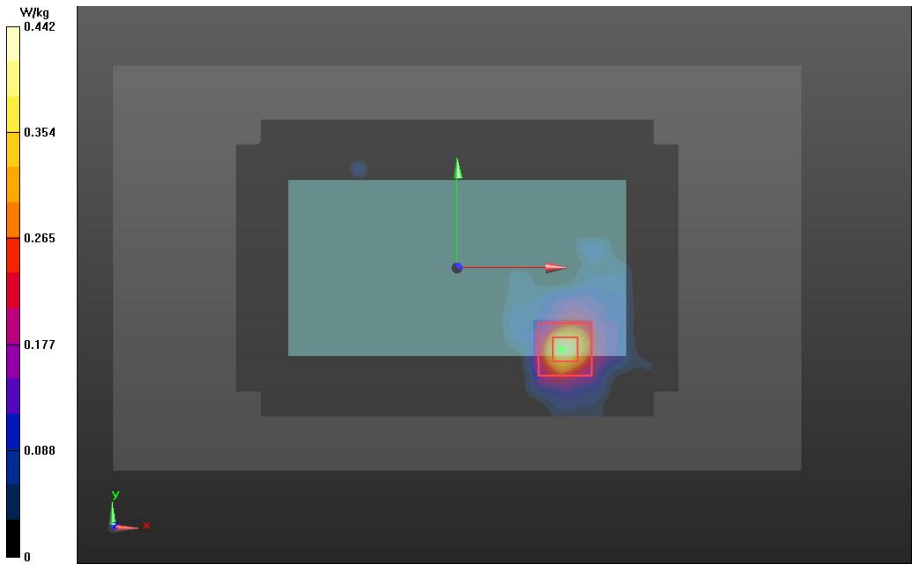

TRIPLE Flat Phone Against Flat Section

Appendix 5

Measurement Uncertainty Budget

Uncertainty Budget for Device Under Test, for 735 MHz to 3 GHz

a	*b*	*c*	*d*	*e = f(d,k)*	*f*	*g*	*h = c x f / e*	*i = c x g / e*	*k*
Uncertainty Component	Description IEEE 1528(2003) / IEC 62209-1(2005)	**Tol. (± %)**	**Prob Dist**	**Div.**	c_i **(1 g)**	c_i **(10 g)**	**1 g** u_i **(±%)**	**10 g** u_i **(±%)**	v_i
Measurement System									
Probe Calibration [ES3DV3]	E.2.1 / 7.2.1	6.0	N	1.00	1	1	6.0	6.0	∞
Axial Isotropy	E.2.2 / 7.2.1.2	4.7	R	1.73	0.707	0.707	1.9	1.9	∞
Hemispherical Isotropy	E.2.2 / 7.2.1.2	9.6	R	1.73	0.707	0.707	3.9	3.9	∞
Boundary Effect	E.2.3 / 7.2.1.5	1.0	R	1.73	1	1	0.6	0.6	∞
Linearity	E.2.4 / 7.2.1.3	4.7	R	1.73	1	1	2.7	2.7	∞
System Detection Limits	E.2.5 / 7.2.1.4	1.0	R	1.73	1	1	0.6	0.6	∞
Readout Electronics	E.2.6 / 7.2.1.6	0.3	N	1.00	1	1	0.3	0.3	∞
Response Time	E.2.7 / 7.2.1.7	1.1	R	1.73	1	1	0.6	0.6	∞
Integration Time	E.2.8 / 7.2.1.8	1.1	R	1.73	1	1	0.6	0.6	∞
RF Ambient Conditions - Noise	E.6.1 / 7.2.3.6	3.0	R	1.73	1	1	1.7	1.7	∞
RF Ambient Conditions - Reflections	E.6.1 / 7.2.3.6	3.0	R	1.73	1	1	1.7	1.7	∞
Probe Positioner Mech. Tolerance	E.6.2 / 7.2.2.1	0.4	R	1.73	1	1	0.2	0.2	∞
Probe Positioning w.r.t Phantom	E.6.3 / 7.2.2.3	2.9	R	1.73	1	1	1.7	1.7	∞
Max. SAR Evaluation (ext., int., avg.)	E.5 / 7.2.4	3.4	R	1.73	1	1	2.0	2.0	∞
Test sample Related									
Test Sample Positioning	E.4.2 / 7.2.2.4	3.4	N	1.00	1	1	3.4	3.4	79
Device Holder Uncertainty	E.4.1 / 7.2.2.4.2	4.5	N	1.00	1	1	4.5	4.5	11
SAR drift	6.6.2 / 7.2.3.5	0.0	R	1.73	1	1	0.0	0.0	⍰
Phantom and Tissue Parameters									
Phantom Uncertainty	E.3.1 / 7.2.2.2	6.1	R	1.73	1	1	3.5	3.5	∞
SAR Correction		1.9	R	1.73	1	0.84	1.1	0.9	∞
Liquid Conductivity (measurement)	E.3.3 / 7.2.3.3	1.3	N	1.00	0.64	0.43	0.9	0.6	6
Liquid Permittivity (measurement)	E.3.2 / 7.2.3.4	0.7	N	1.00	0.6	0.49	0.4	0.3	6
Combined Standard Uncertainty			RSS				11	11	390
Expanded Uncertainty (95% CONFIDENCE LEVEL)			*k*=2				22	22	

Uncertainty Budget for Device Under Test for 3 to 6 GHz

a	*b*	*c*	*d*	*e = f(d,k)*	*f*	*g*	*h = c x f / e*	*i = c x g / e*	*k*
Uncertainty Component	Description IEC 62209-2 (2010)	**Tol. (± %)**	**Prob Dist**	**Div.**	c_i **(1 g)**	c_i **(10 g)**	**1 g** u_i **(±%)**	**10 g** u_i **(±%)**	v_i
Measurement System									
Probe Calibration [EX3DV4]	7.2.2.1	6.6	N	1.00	1	1	6.6	6.6	∞
Axial Isotropy	7.2.2.2	4.7	R	1.73	0.707	0.707	1.9	1.9	∞
Hemispherical Isotropy	7.2.2.2	9.6	R	1.73	0.707	0.707	3.9	3.9	∞
Boundary Effect	7.2.2.6	2.0	R	1.73	1	1	1.2	1.2	∞
Linearity	7.2.2.5	4.7	R	1.73	1	1	2.7	2.7	∞
System Detection Limits	7.2.2	1.0	R	1.73	1	1	0.6	0.6	∞
Readout Electronics	7.2.2.7	0.3	N	1.00	1	1	0.3	0.3	∞
Response Time	7.2.2.8	1.1	R	1.73	1	1	0.6	0.6	∞
Integration Time	7.2.2.9	1.1	R	1.73	1	1	0.6	0.6	∞
RF Ambient Conditions - Noise	7.2.4.5	3.0	R	1.73	1	1	1.7	1.7	∞
RF Ambient Conditions - Reflections	7.2.4.5	3.0	R	1.73	1	1	1.7	1.7	∞
Probe Positioner Mech. Tolerance	7.2.3.1	1.0	R	1.73	1	1	0.6	0.6	∞
Probe Positioning w.r.t Phantom	7.2.3.3	6.7	R	1.73	1	1	3.9	3.9	∞
Max. SAR Evaluation (ext., int., avg.)	7.2.5.3	4.0	R	1.73	1	1	2.3	2.3	∞
Test sample Related									
Test Sample Positioning	7.2.3.4	3.4	N	1.00	1	1	3.4	3.4	79
Device Holder Uncertainty	7.2.3.4	4.5	N	1.00	1	1	4.5	4.5	11
SAR drift	7.2.2.10	0.0	R	1.73	1	1	0.0	0.0	
Phantom and Tissue Parameters									
Phantom Uncertainty	7.2.3.2	6.6	R	1.73	1	1	3.8	3.8	∞
SAR Correction	7.2.4.3	1.9	R	1.73	1	0.84	1.1	0.9	∞
Liquid Conductivity (measurement)	7.2.4.3	1.4	N	1.00	0.64	0.43	0.9	0.6	6
Liquid Permittivity (measurement)	7.2.4.3	0.7	N	1.00	0.6	0.49	0.4	0.4	6
Combined Standard Uncertainty			RSS				12	12	557
Expanded Uncertainty (95% CONFIDENCE LEVEL)			*k*=2				24	24	