



Portable Cellular Phone SAR Test Report

Photographs of the Device Under Test



Figure 1: Phone Front and Back

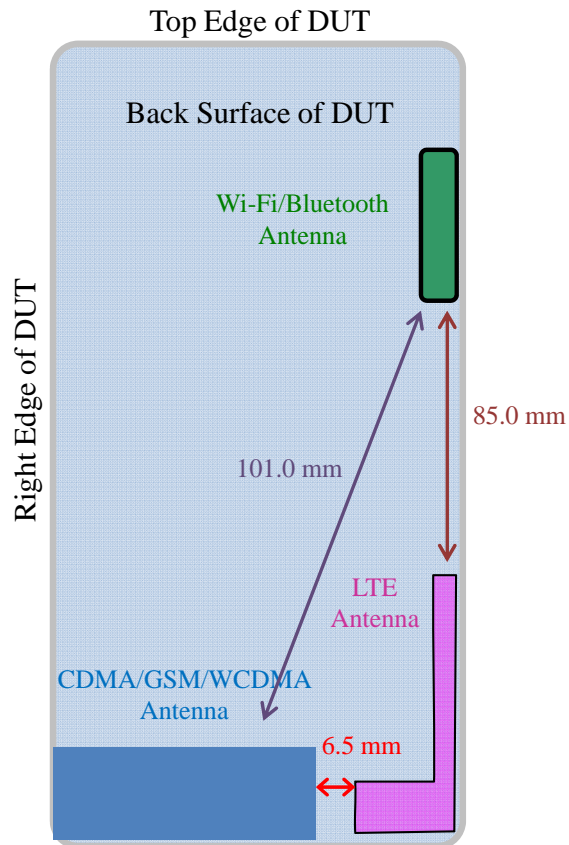


Figure 2: Antenna Locations and Separation Distances



Figure 3: Cheek Position, Front of Head of Phantom




Figure 4: Cheek Position, Top of Head of Phantom




Figure 5: Tilt Position, Front of Head of Phantom



Figure 6: Tilt Position, Top of Head of Phantom



Figure 7: Body Position (25 mm separation, with audio cable shown)



Figure 8: Mobile Hotspot Position, Back of Phone facing Phantom (10 mm separation)




Figure 9: Mobile Hotspot Position, Right Edge of Phone facing Phantom (10 mm separation)



Figure 10: Mobile Hotspot Position, Bottom Edge of Phone facing Phantom (10 mm separation)