





Pictures of Test Setup for HAC Testing IHDT56PE2




**Figure 1. Phone Front and Back**



**Figure 2. Phone Front - Orientation and Measurement Plane for RF Emissions Testing**



**Figure 3. Positioning and Measurement for RF Emissions**



**Figure 4. Positioning and Measurement for ABM (Telecoil) Emissions**

★ Axial at ( 3.7, 2.7 )      ★ Radial 1 at ( -11.6, 2.7 )      ★ Radial 2 at ( -9.1, -4.8 )



**Figure 5. Location of point measurements for ABM (Telecoil) Emissions**