



Portable Cellular Phone SAR Test Report

Photographs of the Device Under Test



Figure 1: Phone Front and Back




Figure 2: Antenna Separation Distances




Figure 3: Cheek Position, Front of Head of Phantom



Figure 4: Cheek Position, Top of Head of Phantom



Figure 5: Tilt Position, Front of Head of Phantom




Figure 6: Tilt Position, Top of Head of Phantom




Figure 7: Body Position (25 mm separation, with audio cable shown)




Figure 8: Mobile Hotspot Position, Back of Phone facing Phantom (10 mm separation)




Figure 9: Mobile Hotspot Position, Long Edge of Phone facing Phantom (10 mm separation)




Figure 10: Mobile Hotspot Position, Short Edge of Phone facing Phantom (10 mm separation)