



Pictures of Test Setup for HAC Testing IHDT56PE1



Figure 1. Phone Front and Back




Figure 2. Phone Front - Orientation and Measurement Plane for RF Emissions Testing




Figure 3. Positioning and Measurement for RF Emissions




Figure 4. Positioning and Measurement for ABM (Telecoil) Emissions

★ Axial at (-1.1, 0.4) ★ Radial 1 at (-11.6, 0.4) ★ Radial 2 at (-3.1, 9.5)



Figure 5. Location of point measurements for ABM (Telecoil) Emissions