



Pictures of Test Setup for HAC Testing IHDT56PB2



Figure 1. Phone Front and Back




Figure 2. Phone Front - Orientation and Measurement Plane for RF Emissions Testing




Figure 3. Positioning and Measurement for RF Emissions




Figure 4. Positioning and Measurement for ABM (Telecoil) Emissions