

Appendix 1

SAR Distribution Plots for Test System Verification

System Accuracy Verification Measurements for Head SAR Measurements

Test Laboratory: Motorola Mobility - CW System Verification for SAR using Dipoles
DUT Serial: D1800V2 - SN:259tr; FCC ID: IHDT56PB1

DASY Configuration:

- Probe: ES3DV3 - SN3184; ConvF(5.48,5.48,5.48); Calibrated: 4/25/2012;
- Sensor-Surface: 4 mm (Mechanical Surface Detection)
- Electronics: DAE3 Sn378; Calibrated: 4/11/2012
- Phantom: R#-1, Triple Flat Phantom 5.1C (Rev.4); Type: QD 000 P51 CA; Serial: n/a
- DASY52 52.8.5(1059); SEMCAD X Version 14.6.8 (7028)

Communication System: CW for SAR Dipoles; Frequency: 1800 MHz; Channel: 8; Duty Cycle: 1:1.000

Medium Parameters used: $f=1800$ MHz; $\sigma = 1.354$; $\epsilon_r = 37.60$ mho/m; $\rho = 1000$ kg/m³

Daily SPC Check/fastSAR, Dipole Area Scan (41x141x1):

Interpolated grid: dx=1.000 mm, dy=1.500 mm

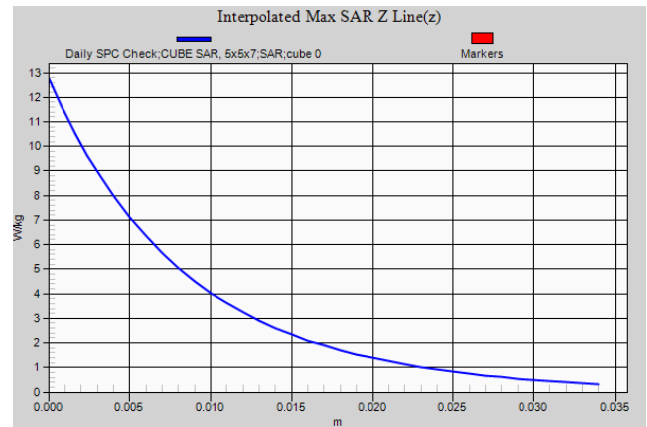

Fast SAR: SAR(1g) = 7.24 W/kg; SAR(10g) = 3.93 W/kg

Daily SPC Check/CUBE SAR, 5x5x7 (21x21x36)/Cube 0:

Interpolated grid: dx=1.600 mm, dy=1.600 mm, dz=1.000 mm

Reference Value = 77.433 V/m, Power Drift = -0.029 dB

Averaged SAR: SAR(1g) = 7.15 W/kg; SAR(10g) = 3.78 W/kg



Daily SPC Check

Test Laboratory: Motorola Mobility - CW System Verification for SAR using Dipoles
DUT Serial: D835V2 - SN:436tr; FCC ID: IHDT56PB1

DASY Configuration:

- Probe: ES3DV3 - SN3124; ConvF(6.01,6.01,6.01); Calibrated: 8/20/2012;
- Sensor-Surface: 4 mm (Mechanical Surface Detection)
- Electronics: DAE4 Sn376; Calibrated: 9/3/2012
- Phantom: R#2 Sugar SAM (extended range), Rev.2 (24-Feb-12); Type: SAM v4.0; Serial: TP-1235
- DASY52 52.8.5(1059); SEMCAD X Version 14.6.8 (7028)

Communication System: CW for SAR Dipoles; Frequency: 835.0 MHz; Channel: 3; Duty Cycle: 1:1.000

Medium Parameters used: $f=835$ MHz; $\sigma = 0.9287$; $\epsilon_r = 40.85$ mho/m; $\rho = 1000$ kg/m³

Daily SPC Check/fastSAR, Dipole Area Scan (41x141x1):

Interpolated grid: dx=1.000 mm, dy=1.500 mm

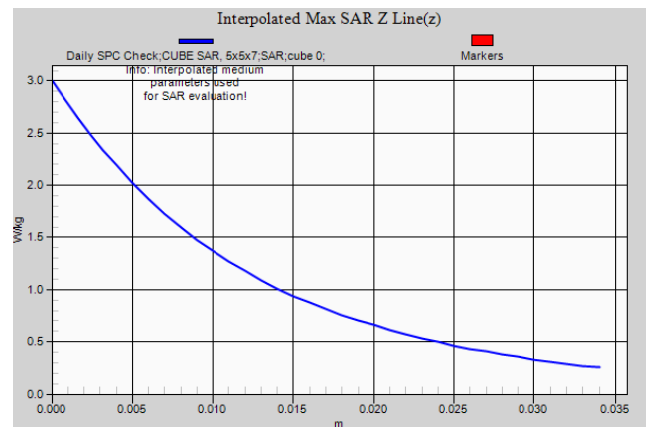
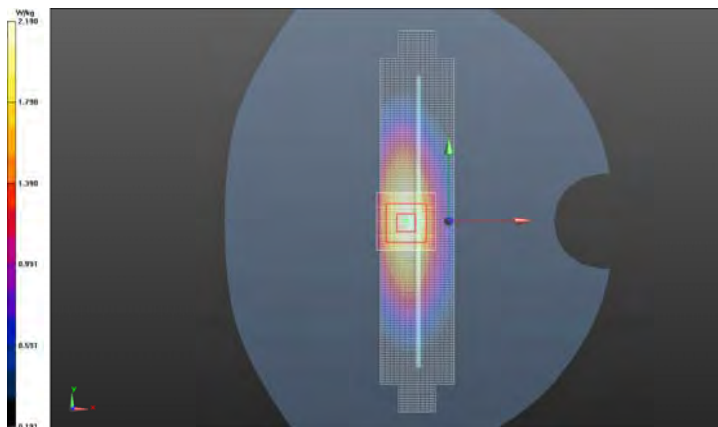
Fast SAR: SAR(1g) = 2.00 W/kg; SAR(10g) = 1.33 W/kg

Daily SPC Check/CUBE SAR, 5x5x7 (21x21x36)/Cube 0:

Interpolated grid: dx=1.600 mm, dy=1.600 mm, dz=1.000 mm

Reference Value = 47.311 V/m, Power Drift = 0.00285 dB

Averaged SAR: SAR(1g) = 1.98 W/kg; SAR(10g) = 1.30 W/kg



Daily SPC Check

Test Laboratory: Motorola Mobility - CW System Verification for SAR using Dipoles
DUT Serial: D835V2 - SN:436tr; FCC ID: IHDT56PB1

DASY Configuration:

- Probe: ES3DV3 - SN3124; ConvF(6.01,6.01,6.01); Calibrated: 8/20/2012;
- Sensor-Surface: 4 mm (Mechanical Surface Detection)
- Electronics: DAE4 Sn376; Calibrated: 9/3/2012
- Phantom: R#2 Sugar SAM (extended range), Rev.2 (24-Feb-12); Type: SAM v4.0; Serial: TP-1235
- DASY52 52.8.5(1059); SEMCAD X Version 14.6.8 (7028)

Communication System: CW for SAR Dipoles; Frequency: 835.0 MHz; Channel: 3; Duty Cycle: 1:1.000

Medium Parameters used: $f=835$ MHz; $\sigma = 0.9248$; $\epsilon_r = 40.63$ mho/m; $\rho = 1000$ kg/m³

Daily SPC Check/fastSAR, Dipole Area Scan (41x141x1):

Interpolated grid: dx=1.000 mm, dy=1.500 mm

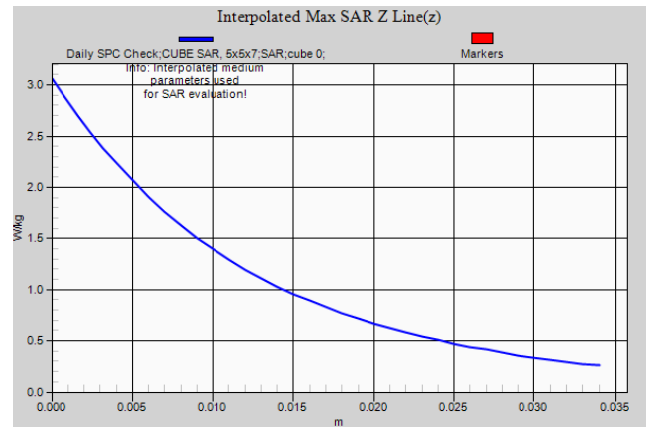
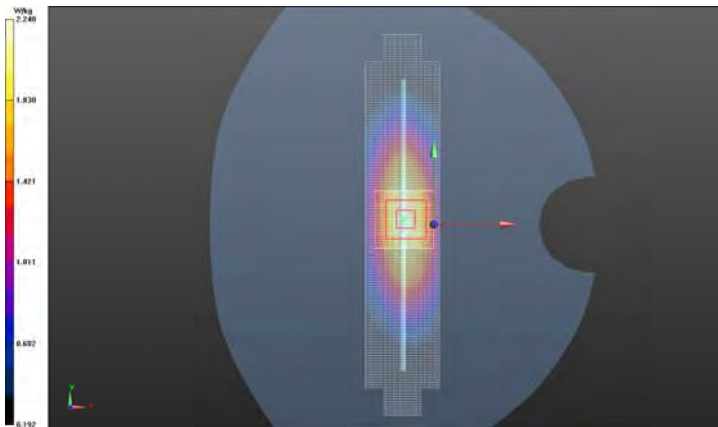
Fast SAR: SAR(1g) = 2.02 W/kg; SAR(10g) = 1.35 W/kg

Daily SPC Check/CUBE SAR, 5x5x7 (21x21x36)/Cube 0:

Interpolated grid: dx=1.600 mm, dy=1.600 mm, dz=1.000 mm

Reference Value = 49.545 V/m, Power Drift = -0.017 dB

Averaged SAR: SAR(1g) = 2.02 W/kg; SAR(10g) = 1.33 W/kg



Daily SPC Check

Test Laboratory: Motorola Mobility - CW for SAR Dipoles
DUT Serial: D835V2 - SN:436tr; FCC ID: IHDT56PB1

DASY Configuration:

- Probe: ES3DV3 - SN3124; ConvF(6.01,6.01,6.01); Calibrated: 8/20/2012;
- Sensor-Surface: 4 mm (Mechanical Surface Detection)
- Electronics: DAE4 Sn376; Calibrated: 9/3/2012
- Phantom: R#2 Sugar SAM (extended range), Rev.2 (24-Feb-12); Type: SAM v4.0; Serial: TP-1235
- DASY52 52.8.5(1059); SEMCAD X Version 14.6.8 (7028)

Communication System: CW for SAR Dipoles; Frequency: 835.0 MHz; Channel: 3; Duty Cycle: 1:1.000

Medium Parameters used: $f=835$ MHz; $\sigma = 0.9206$; $\epsilon_r = 40.43$ mho/m; $\rho = 1000$ kg/m³

<2 GHz, SAM Daily SPC Check/fastSAR, Dipole Area Scan (41x141x1):

Interpolated grid: dx=1.000 mm, dy=1.500 mm

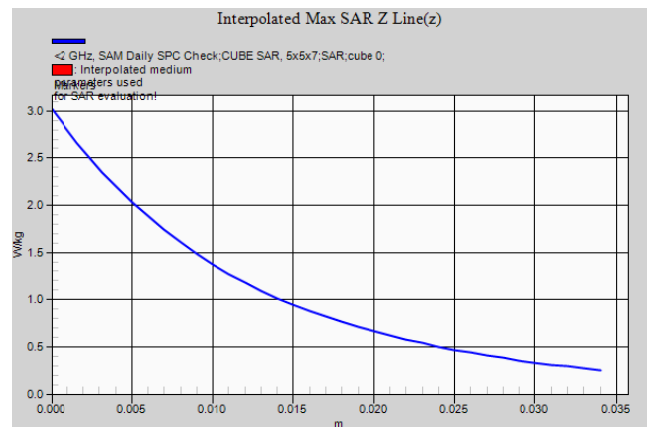
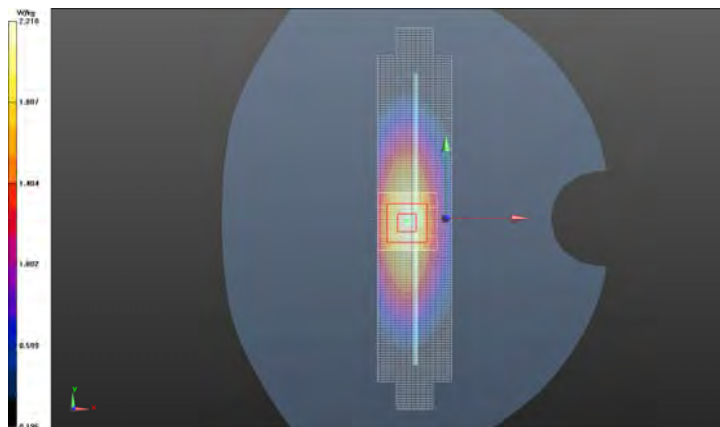
Fast SAR: SAR(1g) = 2.00 W/kg; SAR(10g) = 1.34 W/kg

<2 GHz, SAM Daily SPC Check/CUBE SAR, 5x5x7 (21x21x36)/Cube 0:

Interpolated grid: dx=1.600 mm, dy=1.600 mm, dz=1.000 mm

Reference Value = 48.509 V/m, Power Drift = -0.00488 dB

Averaged SAR: SAR(1g) = 2.00 W/kg; SAR(10g) = 1.31 W/kg



<2 GHz, SAM Daily SPC Check

Test Laboratory: Motorola Mobility - CW System Verification for SAR using Dipoles
DUT Serial: D1800V2 - SN:2d190; FCC ID: IHDT56PB1

DASY Configuration:

- Probe: ES3DV3 - SN3124; ConvF(5.07,5.07,5.07); Calibrated: 8/20/2012;
- Sensor-Surface: 4 mm (Mechanical Surface Detection)
- Electronics: DAE4 Sn376; Calibrated: 9/3/2012
- Phantom: R#2 Triple Flat Phantom 5.1C (Rev.4); Type: QD 000 P51 CA; Serial: n/a
- DASY52 52.8.5(1059); SEMCAD X Version 14.6.8 (7028)

Communication System: CW for SAR Dipoles; Frequency: 1800 MHz; Channel: 8; Duty Cycle: 1:1.000

Medium Parameters used: $f=1800$ MHz; $\sigma = 1.350$; $\epsilon_r = 37.21$ mho/m; $\rho = 1000$ kg/m³

Daily SPC Check/fastSAR, Dipole Area Scan (41x141x1):

Interpolated grid: dx=1.000 mm, dy=1.500 mm

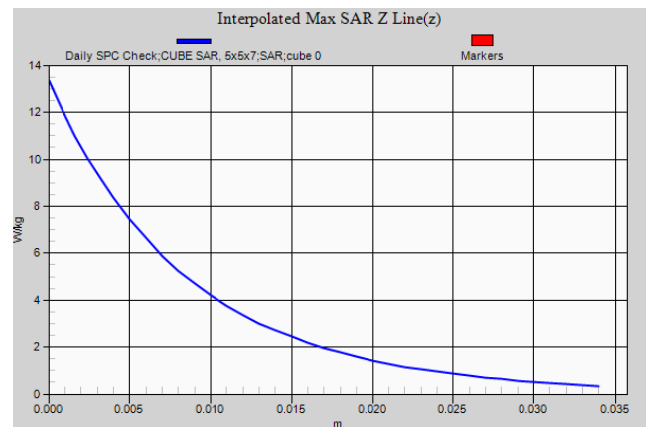

Fast SAR: SAR(1g) = 7.53 W/kg; SAR(10g) = 4.09 W/kg

Daily SPC Check/CUBE SAR, 5x5x7 (21x21x36)/Cube 0:

Interpolated grid: dx=1.600 mm, dy=1.600 mm, dz=1.000 mm

Reference Value = 76.032 V/m, Power Drift = -0.039 dB

Averaged SAR: SAR(1g) = 7.46 W/kg; SAR(10g) = 3.93 W/kg



Daily SPC Check

Test Laboratory: Motorola Mobility - CW System Verification for SAR using Dipoles
DUT Serial: D1800V2 - SN:2d190; FCC ID: IHDT56PB1

DASY Configuration:

- Probe: ES3DV3 - SN3124; ConvF(5.07,5.07,5.07); Calibrated: 8/20/2012;
- Sensor-Surface: 4 mm (Mechanical Surface Detection)
- Electronics: DAE4 Sn376; Calibrated: 9/3/2012
- Phantom: R#2 Triple Flat Phantom 5.1C (Rev.4); Type: QD 000 P51 CA; Serial: n/a
- DASY52 52.8.5(1059); SEMCAD X Version 14.6.8 (7028)

Communication System: CW for SAR Dipoles; Frequency: 1800 MHz; Channel: 8; Duty Cycle: 1:1.000

Medium Parameters used: $f=1800$ MHz; $\sigma = 1.347$; $\epsilon_r = 36.59$ mho/m; $\rho = 1000$ kg/m³

Daily SPC Check/fastSAR, Dipole Area Scan (41x141x1):

Interpolated grid: dx=1.000 mm, dy=1.500 mm

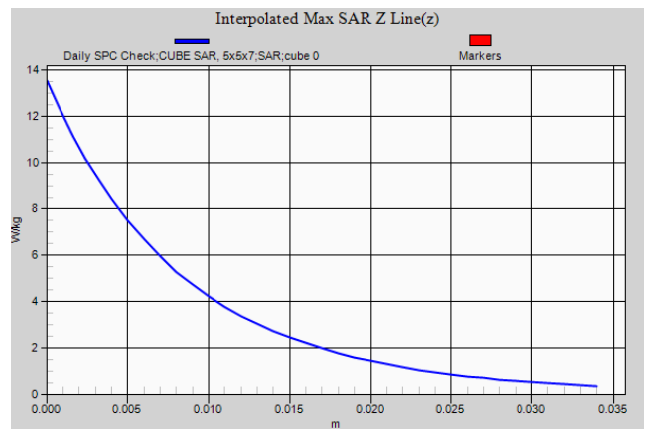

Fast SAR: SAR(1g) = 7.64 W/kg; SAR(10g) = 4.15 W/kg

Daily SPC Check/CUBE SAR, 5x5x7 (21x21x36)/Cube 0:

Interpolated grid: dx=1.600 mm, dy=1.600 mm, dz=1.000 mm

Reference Value = 76.743 V/m, Power Drift = -0.032 dB

Averaged SAR: SAR(1g) = 7.55 W/kg; SAR(10g) = 3.99 W/kg



Daily SPC Check

Test Laboratory: Motorola Mobility - CW System Verification for SAR using Dipoles
DUT Serial: D1800V2 - SN:2d190; FCC ID: IHDT56PB1

DASY Configuration:

- Probe: ES3DV3 - SN3124; ConvF(5.07,5.07,5.07); Calibrated: 8/20/2012;
- Sensor-Surface: 4 mm (Mechanical Surface Detection)
- Electronics: DAE4 Sn376; Calibrated: 9/3/2012
- Phantom: R#2 Triple Flat Phantom 5.1C (Rev.4); Type: QD 000 P51 CA; Serial: n/a
- DASY52 52.8.5(1059); SEMCAD X Version 14.6.8 (7028)

Communication System: CW for SAR Dipoles; Frequency: 1800 MHz; Channel: 8; Duty Cycle: 1:1.000

Medium Parameters used: $f=1800$ MHz; $\sigma = 1.369$; $\epsilon_r = 37.17$ mho/m; $\rho = 1000$ kg/m³

< 2GHz, Daily SPC Check/fastSAR, Dipole Area Scan (41x141x1):

Interpolated grid: dx=1.000 mm, dy=1.500 mm

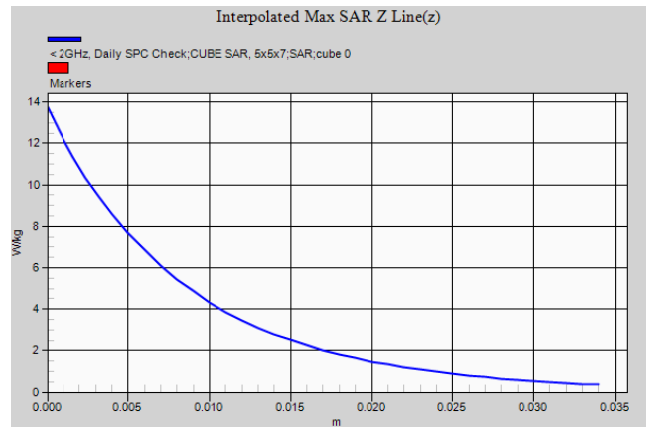
Fast SAR: SAR(1g) = 7.74 W/kg; SAR(10g) = 4.19 W/kg

< 2GHz, Daily SPC Check/CUBE SAR, 5x5x7 (21x21x36)/Cube 0:

Interpolated grid: dx=1.600 mm, dy=1.600 mm, dz=1.000 mm

Reference Value = 80.158 V/m, Power Drift = 0.00519 dB

Averaged SAR: SAR(1g) = 7.64 W/kg; SAR(10g) = 4.05 W/kg



< 2GHz, Daily SPC Check

Test Laboratory: Motorola Mobility - CW System Verification for SAR using Dipoles
DUT Serial: D2450V2 - SN:740; FCC ID: IHDT56PB1

DASY Configuration:

- Probe: EX3DV4 - SN3730; ConvF(6.90,6.90,6.90); Calibrated: 8/24/2012;
- Sensor-Surface: 4 mm (Mechanical Surface Detection)
- Electronics: DAE4 Sn784; Calibrated: 3/6/2013
- Phantom: R#3, 2450 WiFi SAM (extended range), Rev.2 (24-Feb-12); Type: SAM v4.0; Serial: TP-1153
- DASY52 52.8.5(1059); SEMCAD X Version 14.6.8 (7028)

Communication System: CW for SAR Dipoles; Frequency: 2450 MHz; Channel: 11; Duty Cycle: 1:1.000

Medium Parameters used: $f=2450$ MHz; $\sigma = 1.788$; $\epsilon_r = 37.69$ mho/m; $\rho = 1000$ kg/m³

2-3 GHz, SAM Daily SPC Check/fastSAR, Dipole Area Scan (41x221x1):

Interpolated grid: dx=1.000 mm, dy=1.000 mm

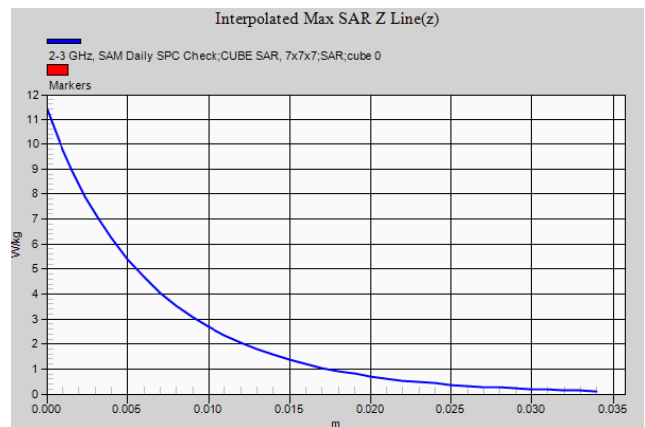
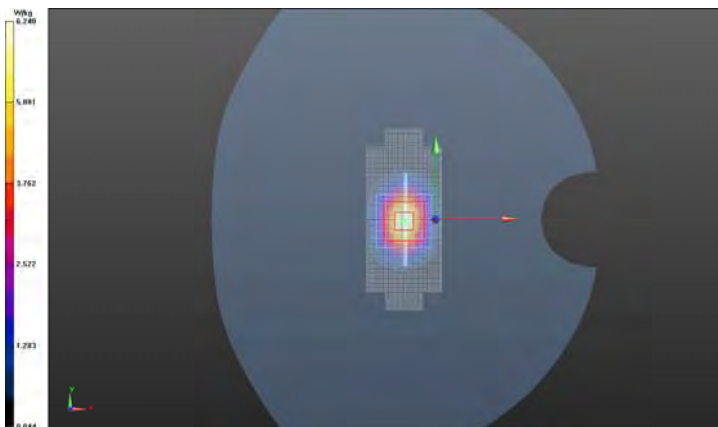
Fast SAR: SAR(1g) = 5.42 W/kg; SAR(10g) = 2.55 W/kg

2-3 GHz, SAM Daily SPC Check/CUBE SAR, 7x7x7 (31x31x36)/Cube 0:

Interpolated grid: dx=1.000 mm, dy=1.000 mm, dz=1.000 mm

Reference Value = 59.306 V/m, Power Drift = -0.035 dB

Averaged SAR: SAR(1g) = 5.42 W/kg; SAR(10g) = 2.51 W/kg



2-3 GHz, SAM Daily SPC Check

Test Laboratory: Motorola Mobility - CW System Verification for SAR using Dipoles
DUT Serial: D5GHzV2 - SN:1088; FCC ID: IHDT56PB1

DASY Configuration:

- Probe: EX3DV4 - SN3730; ConvF(4.90,4.90,4.90); Calibrated: 8/24/2012;
- Sensor-Surface: 2 mm (Mechanical Surface Detection)
- Electronics: DAE4 Sn784; Calibrated: 3/6/2013
- Phantom: R#3, 5GHz SAM, REV.2 (13nov12); Type: SAM; Serial: TP-1106
- DASY52 52.8.5(1059); SEMCAD X Version 14.6.8 (7028)

Communication System: CW for SAR Dipoles; Frequency: 5200 MHz; Channel: 15; Duty Cycle: 1:1.000

Medium Parameters used: $f=5200$ MHz; $\sigma = 4.636$; $\epsilon_r = 35.52$ mho/m; $\rho = 1000$ kg/m³

5-6 GHz, SAM Daily SPC Check/fastSAR, Dipole Area Scan (41x211x1):

Interpolated grid: dx=1.000 mm, dy=1.000 mm

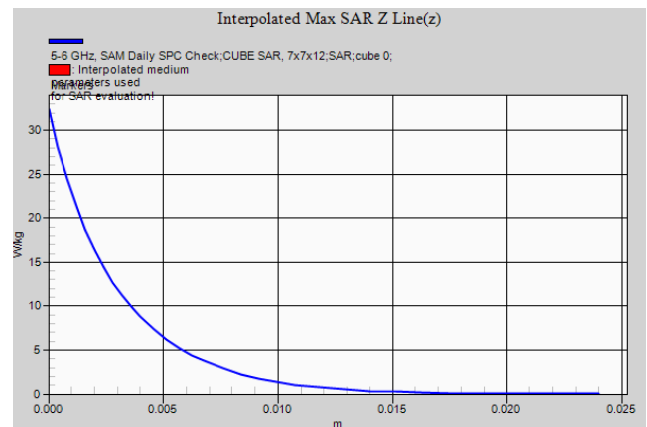
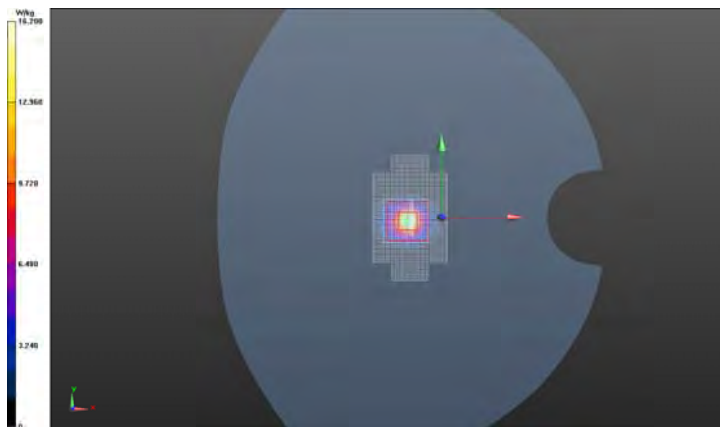
Fast SAR: SAR(1g) = 7.39 W/kg; SAR(10g) = 2.04 W/kg

5-6 GHz, SAM Daily SPC Check/CUBE SAR, 7x7x12 (31x31x31)/Cube 0:

Interpolated grid: dx=0.800 mm, dy=0.800 mm, dz=0.400 mm

Reference Value = 60.441 V/m, Power Drift = -0.013 dB

Averaged SAR: SAR(1g) = 7.74 W/kg; SAR(10g) = 2.18 W/kg



5-6 GHz, SAM Daily SPC Check

Test Laboratory: Motorola Mobility - CW System Verification for SAR using Dipoles
DUT Serial: D5GHzV2 - SN:1088; FCC ID: IHDT56PB1

DASY Configuration:

- Probe: EX3DV4 - SN3730; ConvF(4.24,4.24,4.24); Calibrated: 8/24/2012;
- Sensor-Surface: 2 mm (Mechanical Surface Detection)
- Electronics: DAE4 Sn784; Calibrated: 3/6/2013
- Phantom: R#3, 5GHz SAM, REV.2 (13nov12); Type: SAM; Serial: TP-1106
- DASY52 52.8.5(1059); SEMCAD X Version 14.6.8 (7028)

Communication System: CW for SAR Dipoles; Frequency: 5800 MHz; Channel: 20; Duty Cycle: 1:1.000

Medium Parameters used: $f=5800$ MHz; $\sigma = 5.324$; $\epsilon_r = 34.15$ mho/m; $\rho = 1000$ kg/m³

5-6 GHz, SAM Daily SPC Check/fastSAR, Dipole Area Scan (41x211x1):

Interpolated grid: dx=1.000 mm, dy=1.000 mm

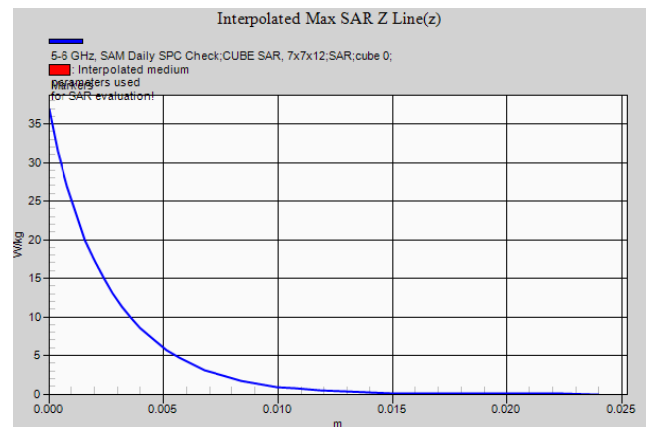

Fast SAR: SAR(1g) = 7.64 W/kg; SAR(10g) = 2.09 W/kg

5-6 GHz, SAM Daily SPC Check/CUBE SAR, 7x7x12 (31x31x31)/Cube 0:

Interpolated grid: dx=0.800 mm, dy=0.800 mm, dz=0.400 mm

Reference Value = 60.715 V/m, Power Drift = -0.024 dB

Averaged SAR: SAR(1g) = 7.96 W/kg; SAR(10g) = 2.23 W/kg



5-6 GHz, SAM Daily SPC Check

Test Laboratory: Motorola Mobility - CW System Verification for SAR using Dipoles
DUT Serial: D835V2 - SN:423tr; FCC ID: IHDT56PB1

DASY Configuration:

- Probe: ES3DV3 - SN3037; ConvF(6.23,6.23,6.23); Calibrated: 9/13/2012;
- Sensor-Surface: 4 mm (Mechanical Surface Detection)
- Electronics: DAE4 Sn703; Calibrated: 9/11/2012
- Phantom: R#4 Sugar SAM (extended range), Rev.2 (24-Feb-12); Type: SAM v4.0; Serial: TP-1132
- DASY52 52.8.5(1059); SEMCAD X Version 14.6.8 (7028)

Communication System: CW for SAR Dipoles; Frequency: 835.0 MHz; Channel: 3; Duty Cycle: 1:1.000

Medium Parameters used: $f=835$ MHz; $\sigma = 0.9443$; $\epsilon_r = 41.59$ mho/m; $\rho = 1000$ kg/m³

Daily SPC Check/fastSAR, Dipole Area Scan (41x141x1):

Interpolated grid: dx=1.000 mm, dy=1.500 mm

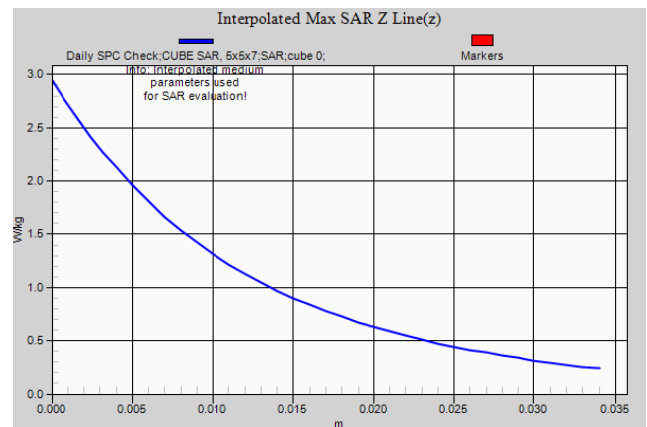
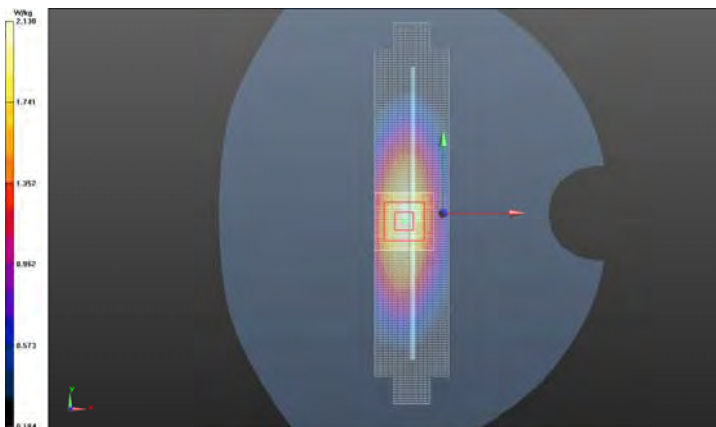
Fast SAR: SAR(1g) = 1.91 W/kg; SAR(10g) = 1.27 W/kg

Daily SPC Check/CUBE SAR, 5x5x7 (21x21x36)/Cube 0:

Interpolated grid: dx=1.600 mm, dy=1.600 mm, dz=1.000 mm

Reference Value = 47.013 V/m, Power Drift = 0.011 dB

Averaged SAR: SAR(1g) = 1.90 W/kg; SAR(10g) = 1.25 W/kg



Daily SPC Check

Test Laboratory: Motorola Mobility - CW System Verification for SAR using Dipoles
DUT Serial: D1800V2 - SN:2d191; FCC ID: IHDT56PB1

DASY Configuration:

- Probe: ES3DV3 - SN3037; ConvF(5.15,5.15,5.15); Calibrated: 9/13/2012;
- Sensor-Surface: 4 mm (Mechanical Surface Detection)
- Electronics: DAE4 Sn703; Calibrated: 9/11/2012
- Phantom: R#4 Triple Flat Phantom 5.1C (Rev.4); Type: QD 000 P51 CA; Serial: n/a
- DASY52 52.8.5(1059); SEMCAD X Version 14.6.8 (7028)

Communication System: CW for SAR Dipoles; Frequency: 1800 MHz; Channel: 8; Duty Cycle: 1:1.000

Medium Parameters used: $f=1800$ MHz; $\sigma = 1.368$; $\epsilon_r = 37.64$ mho/m; $\rho = 1000$ kg/m³

Daily SPC Check/fastSAR, Dipole Area Scan (41x141x1):

Interpolated grid: dx=1.000 mm, dy=1.500 mm

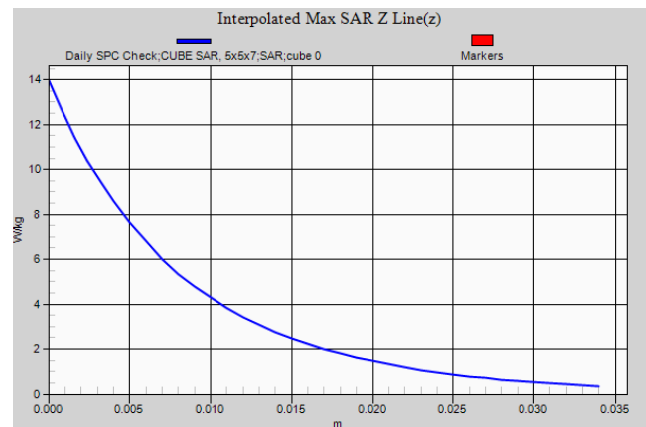
Fast SAR: SAR(1g) = 7.75 W/kg; SAR(10g) = 4.22 W/kg

Daily SPC Check/CUBE SAR, 5x5x7 (21x21x36)/Cube 0:

Interpolated grid: dx=1.600 mm, dy=1.600 mm, dz=1.000 mm

Reference Value = 77.608 V/m, Power Drift = 0.013 dB

Averaged SAR: SAR(1g) = 7.67 W/kg; SAR(10g) = 4.04 W/kg



Daily SPC Check

Test Laboratory: Motorola Mobility - CW for SAR Dipoles
DUT Serial: D1800V2 - SN:2d191; FCC ID: IHDT56PB1

DASY Configuration:

- Probe: ES3DV3 - SN3037; ConvF(5.15,5.15,5.15); Calibrated: 9/13/2012;
- Sensor-Surface: 4 mm (Mechanical Surface Detection)
- Electronics: DAE4 Sn703; Calibrated: 9/11/2012
- Phantom: R#4 Triple Flat Phantom 5.1C (Rev.4); Type: QD 000 P51 CA; Serial: n/a
- DASY52 52.8.5(1059); SEMCAD X Version 14.6.8 (7028)

Communication System: CW for SAR Dipoles; Frequency: 1800 MHz; Channel: 8; Duty Cycle: 1:1.000

Medium Parameters used: $f=1800$ MHz; $\sigma = 1.356$; $\epsilon_r = 36.89$ mho/m; $\rho = 1000$ kg/m³

< 2GHz, Daily SPC Check/fastSAR, Dipole Area Scan (41x141x1):

Interpolated grid: dx=1.000 mm, dy=1.500 mm

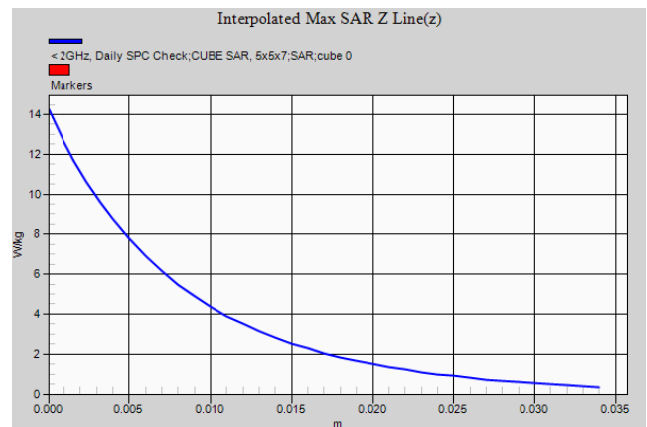
Fast SAR: SAR(1g) = 7.90 W/kg; SAR(10g) = 4.26 W/kg

< 2GHz, Daily SPC Check/CUBE SAR, 5x5x7 (21x21x36)/Cube 0:

Interpolated grid: dx=1.600 mm, dy=1.600 mm, dz=1.000 mm

Reference Value = 81.460 V/m, Power Drift = -0.019 dB

Averaged SAR: SAR(1g) = 7.79 W/kg; SAR(10g) = 4.10 W/kg



< 2GHz, Daily SPC Check

System Accuracy Verification Measurements for Body SAR Measurements

Test Laboratory: Motorola Mobility - CW System Verification for SAR using Dipoles
DUT Serial: D835V2 - SN:422tr; FCC ID: IHDT56PB1

DASY Configuration:

- Probe: ES3DV3 - SN3184; ConvF(6.19,6.19,6.19); Calibrated: 4/25/2012;
- Sensor-Surface: 4 mm (Mechanical Surface Detection)
- Electronics: DAE3 Sn378; Calibrated: 4/11/2012
- Phantom: R#-1, Triple Flat Phantom 5.1C (Rev.4); Type: QD 000 P51 CA; Serial: n/a
- DASY52 52.8.5(1059); SEMCAD X Version 14.6.8 (7028)

Communication System: CW for SAR Dipoles; Frequency: 835.0 MHz; Channel: 3; Duty Cycle: 1:1.000

Medium Parameters used: $f=835$ MHz; $\sigma = 0.9956$; $\epsilon_r = 53.57$ mho/m; $\rho = 1000$ kg/m³

Daily SPC Check/fastSAR, Dipole Area Scan (41x141x1):

Interpolated grid: dx=1.000 mm, dy=1.500 mm

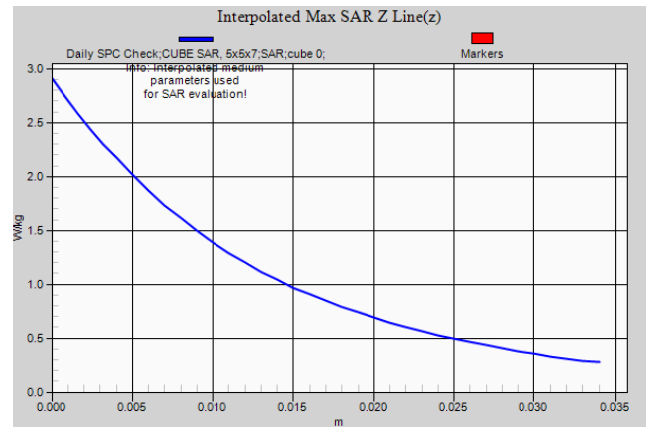
Fast SAR: SAR(1g) = 1.96 W/kg; SAR(10g) = 1.30 W/kg

Daily SPC Check/CUBE SAR, 5x5x7 (21x21x36)/Cube 0:

Interpolated grid: dx=1.600 mm, dy=1.600 mm, dz=1.000 mm

Reference Value = 46.327 V/m, Power Drift = -0.033 dB

Averaged SAR: SAR(1g) = 1.96 W/kg; SAR(10g) = 1.30 W/kg



Daily SPC Check

Test Laboratory: Motorola Mobility - CW System Verification for SAR using Dipoles
DUT Serial: D1800V2 - SN:259tr; FCC ID: IHDT56PB1

DASY Configuration:

- Probe: ES3DV3 - SN3184; ConvF(4.88,4.88,4.88); Calibrated: 4/25/2012;
- Sensor-Surface: 4 mm (Mechanical Surface Detection)
- Electronics: DAE3 Sn378; Calibrated: 4/11/2012
- Phantom: R#-1, Triple Flat Phantom 5.1C (Rev.4); Type: QD 000 P51 CA; Serial: n/a
- DASY52 52.8.5(1059); SEMCAD X Version 14.6.8 (7028)

Communication System: CW for SAR Dipoles; Frequency: 1800 MHz; Channel: 8; Duty Cycle: 1:1.000

Medium Parameters used: $f=1800$ MHz; $\sigma = 1.455$; $\epsilon_r = 49.66$ mho/m; $\rho = 1000$ kg/m³

Daily SPC Check/fastSAR, Dipole Area Scan (41x141x1):

Interpolated grid: dx=1.000 mm, dy=1.500 mm

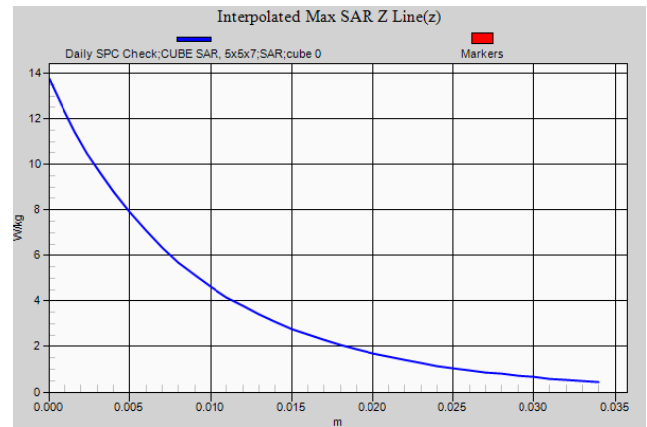

Fast SAR: SAR(1g) = 8.01 W/kg; SAR(10g) = 4.26 W/kg

Daily SPC Check/CUBE SAR, 5x5x7 (21x21x36)/Cube 0:

Interpolated grid: dx=1.600 mm, dy=1.600 mm, dz=1.000 mm

Reference Value = 78.559 V/m, Power Drift = -0.038 dB

Averaged SAR: SAR(1g) = 7.88 W/kg; SAR(10g) = 4.20 W/kg



Daily SPC Check

Test Laboratory: Motorola Mobility - CW System Verification for SAR using Dipoles
DUT Serial: D1800V2 - SN:259tr; FCC ID: IHDT56PB1

DASY Configuration:

- Probe: ES3DV3 - SN3184; ConvF(4.88,4.88,4.88); Calibrated: 4/25/2012;
- Sensor-Surface: 4 mm (Mechanical Surface Detection)
- Electronics: DAE3 Sn378; Calibrated: 4/11/2012
- Phantom: R#-1, Triple Flat Phantom 5.1C (Rev.4); Type: QD 000 P51 CA; Serial: n/a
- DASY52 52.8.5(1059); SEMCAD X Version 14.6.8 (7028)

Communication System: CW for SAR Dipoles; Frequency: 1800 MHz; Channel: 8; Duty Cycle: 1:1.000

Medium Parameters used: $f=1800$ MHz; $\sigma = 1.441$; $\epsilon_r = 49.50$ mho/m; $\rho = 1000$ kg/m³

Daily SPC Check/fastSAR, Dipole Area Scan (41x141x1):

Interpolated grid: dx=1.000 mm, dy=1.500 mm

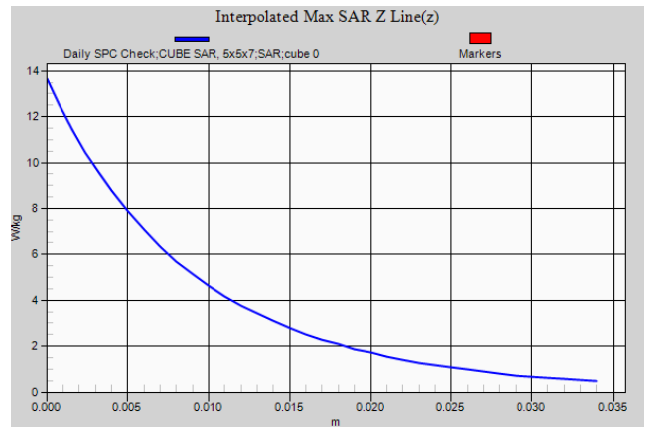
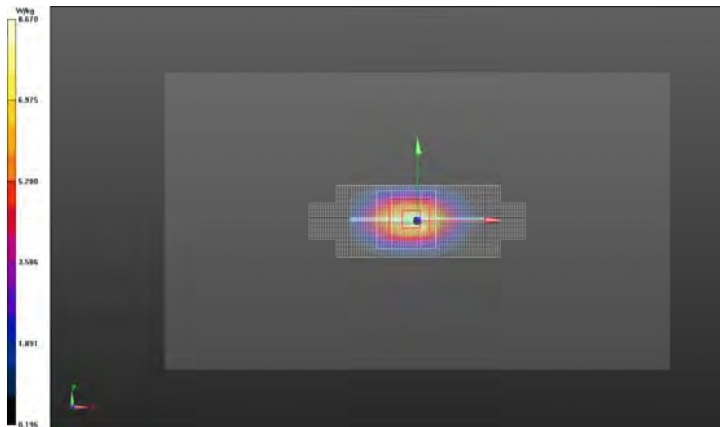
Fast SAR: SAR(1g) = 8.05 W/kg; SAR(10g) = 4.26 W/kg

Daily SPC Check/CUBE SAR, 5x5x7 (21x21x36)/Cube 0:

Interpolated grid: dx=1.600 mm, dy=1.600 mm, dz=1.000 mm

Reference Value = 78.508 V/m, Power Drift = 0.00405 dB

Averaged SAR: SAR(1g) = 7.90 W/kg; SAR(10g) = 4.22 W/kg



Daily SPC Check

Test Laboratory: Motorola Mobility - CW System Verification for SAR using Dipoles
DUT Serial: D835V2 - SN:436tr; FCC ID: IHDT56PB1

DASY Configuration:

- Probe: ES3DV3 - SN3124; ConvF(6.02,6.02,6.02); Calibrated: 8/20/2012;
- Sensor-Surface: 4 mm (Mechanical Surface Detection)
- Electronics: DAE4 Sn376; Calibrated: 9/3/2012
- Phantom: R#2 Triple Flat Phantom 5.1C (Rev.4); Type: QD 000 P51 CA; Serial: n/a
- DASY52 52.8.5(1059); SEMCAD X Version 14.6.8 (7028)

Communication System: CW for SAR Dipoles; Frequency: 835.0 MHz; Channel: 3; Duty Cycle: 1:1.000

Medium Parameters used: $f=835$ MHz; $\sigma = 0.9945$; $\epsilon_r = 53.81$ mho/m; $\rho = 1000$ kg/m³

Daily SPC Check/fastSAR, Dipole Area Scan (41x141x1):

Interpolated grid: dx=1.000 mm, dy=1.500 mm

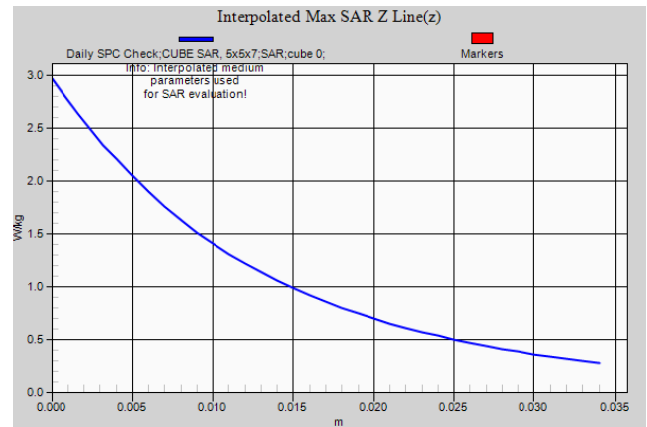
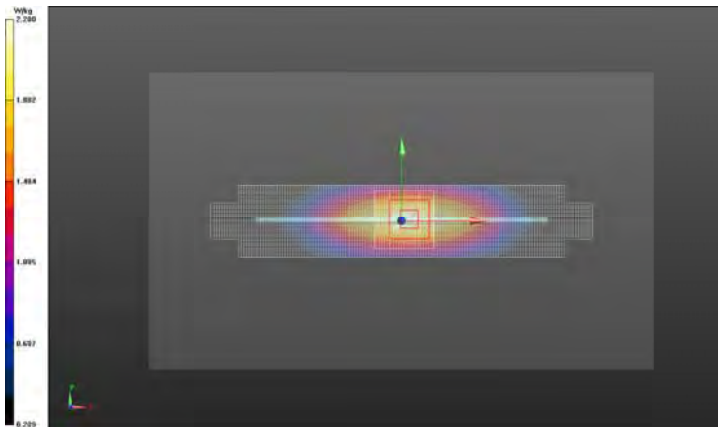
Fast SAR: SAR(1g) = 2.03 W/kg; SAR(10g) = 1.35 W/kg

Daily SPC Check/CUBE SAR, 5x5x7 (21x21x36)/Cube 0:

Interpolated grid: dx=1.600 mm, dy=1.600 mm, dz=1.000 mm

Reference Value = 47.869 V/m, Power Drift = -0.136 dB

Averaged SAR: SAR(1g) = 1.99 W/kg; SAR(10g) = 1.32 W/kg



Daily SPC Check

Test Laboratory: Motorola Mobility - CW System Verification for SAR using Dipoles
DUT Serial: D835V2 - SN:436tr; FCC ID: IHDT56PB1

DASY Configuration:

- Probe: ES3DV3 - SN3124; ConvF(6.02,6.02,6.02); Calibrated: 8/20/2012;
- Sensor-Surface: 4 mm (Mechanical Surface Detection)
- Electronics: DAE4 Sn376; Calibrated: 9/3/2012
- Phantom: R#2 Triple Flat Phantom 5.1C (Rev.4); Type: QD 000 P51 CA; Serial: n/a
- DASY52 52.8.5(1059); SEMCAD X Version 14.6.8 (7028)

Communication System: CW for SAR Dipoles; Frequency: 835.0 MHz; Channel: 3; Duty Cycle: 1:1.000

Medium Parameters used: $f=835$ MHz; $\sigma = 0.9948$; $\epsilon_r = 54.24$ mho/m; $\rho = 1000$ kg/m³

Daily SPC Check/fastSAR, Dipole Area Scan (41x141x1):

Interpolated grid: dx=1.000 mm, dy=1.500 mm

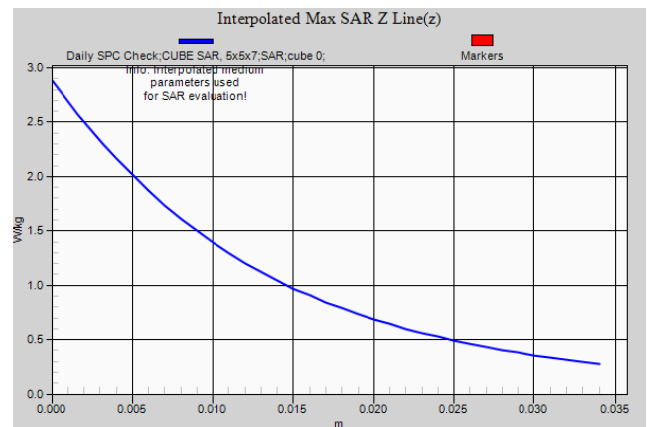

Fast SAR: SAR(1g) = 1.96 W/kg; SAR(10g) = 1.30 W/kg

Daily SPC Check/CUBE SAR, 5x5x7 (21x21x36)/Cube 0:

Interpolated grid: dx=1.600 mm, dy=1.600 mm, dz=1.000 mm

Reference Value = 47.451 V/m, Power Drift = -0.00452 dB

Averaged SAR: SAR(1g) = 1.96 W/kg; SAR(10g) = 1.30 W/kg



Daily SPC Check

Test Laboratory: Motorola Mobility - CW System Verification for SAR using Dipoles
DUT Serial: D835V2 - SN:436tr; FCC ID: IHDT56PB1

DASY Configuration:

- Probe: ES3DV3 - SN3124; ConvF(6.02,6.02,6.02); Calibrated: 8/20/2012;
- Sensor-Surface: 4 mm (Mechanical Surface Detection)
- Electronics: DAE4 Sn376; Calibrated: 9/3/2012
- Phantom: R#2 Triple Flat Phantom 5.1C (Rev.4); Type: QD 000 P51 CA; Serial: n/a
- DASY52 52.8.5(1059); SEMCAD X Version 14.6.8 (7028)

Communication System: CW for SAR Dipoles; Frequency: 835.0 MHz; Channel: 3; Duty Cycle: 1:1.000

Medium Parameters used: $f=835$ MHz; $\sigma = 1.001$; $\epsilon_r = 54.18$ mho/m; $\rho = 1000$ kg/m³

Daily SPC Check/fastSAR, Dipole Area Scan (41x141x1):

Interpolated grid: dx=1.000 mm, dy=1.500 mm

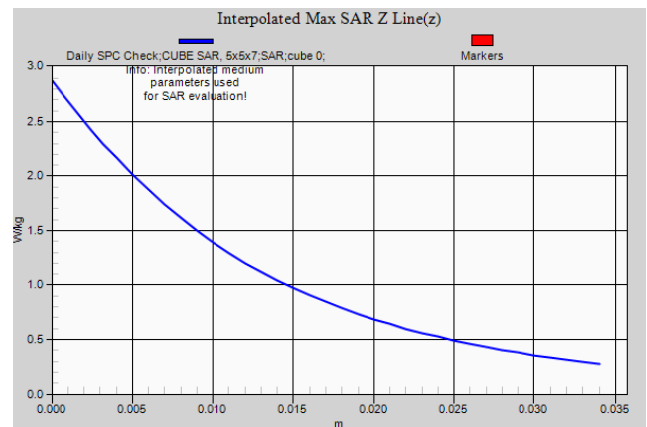

Fast SAR: SAR(1g) = 1.96 W/kg; SAR(10g) = 1.30 W/kg

Daily SPC Check/CUBE SAR, 5x5x7 (21x21x36)/Cube 0:

Interpolated grid: dx=1.600 mm, dy=1.600 mm, dz=1.000 mm

Reference Value = 47.347 V/m, Power Drift = -0.00159 dB

Averaged SAR: SAR(1g) = 1.95 W/kg; SAR(10g) = 1.30 W/kg



Daily SPC Check

Test Laboratory: Motorola Mobility - CW System Verification for SAR using Dipoles
DUT Serial: D835V2 - SN:436tr; FCC ID: IHDT56PB1

DASY Configuration:

- Probe: ES3DV3 - SN3124; ConvF(6.02,6.02,6.02); Calibrated: 8/20/2012;
- Sensor-Surface: 4 mm (Mechanical Surface Detection)
- Electronics: DAE4 Sn376; Calibrated: 9/3/2012
- Phantom: R#2 Triple Flat Phantom 5.1C (Rev.4); Type: QD 000 P51 CA; Serial: n/a
- DASY52 52.8.5(1059); SEMCAD X Version 14.6.8 (7028)

Communication System: CW for SAR Dipoles; Frequency: 835.0 MHz; Channel: 3; Duty Cycle: 1:1.000

Medium Parameters used: $f=835$ MHz; $\sigma = 1.005$; $\epsilon_r = 54.23$ mho/m; $\rho = 1000$ kg/m³

< 2GHz, Daily SPC Check/fastSAR, Dipole Area Scan (41x141x1):

Interpolated grid: dx=1.000 mm, dy=1.500 mm

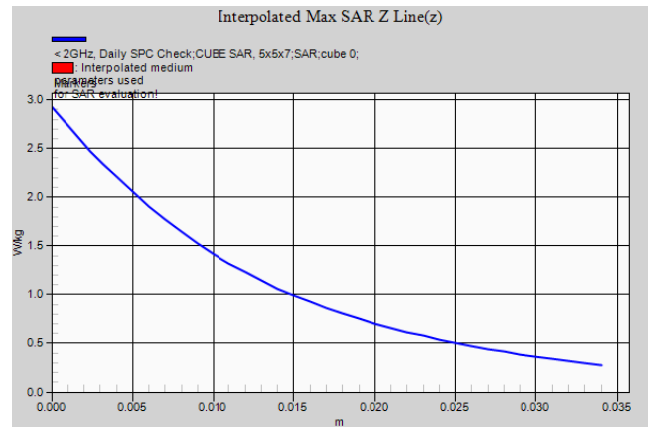

Fast SAR: SAR(1g) = 1.98 W/kg; SAR(10g) = 1.31 W/kg

< 2GHz, Daily SPC Check/CUBE SAR, 5x5x7 (21x21x36)/Cube 0:

Interpolated grid: dx=1.600 mm, dy=1.600 mm, dz=1.000 mm

Reference Value = 47.528 V/m, Power Drift = 0.052 dB

Averaged SAR: SAR(1g) = 1.98 W/kg; SAR(10g) = 1.32 W/kg



< 2GHz, Daily SPC Check

Test Laboratory: Motorola Mobility - CW System Verification for SAR using Dipoles
DUT Serial: D835V2 - SN:436tr; FCC ID: IHDT56PB1

DASY Configuration:

- Probe: ES3DV3 - SN3124; ConvF(6.02,6.02,6.02); Calibrated: 8/20/2012;
- Sensor-Surface: 4 mm (Mechanical Surface Detection)
- Electronics: DAE4 Sn376; Calibrated: 9/3/2012
- Phantom: R#2 Triple Flat Phantom 5.1C (Rev.4); Type: QD 000 P51 CA; Serial: n/a
- DASY52 52.8.5(1059); SEMCAD X Version 14.6.8 (7028)

Communication System: CW for SAR Dipoles; Frequency: 835.0 MHz; Channel: 3; Duty Cycle: 1:1.000

Medium Parameters used: $f=835$ MHz; $\sigma = 1.003$; $\epsilon_r = 53.88$ mho/m; $\rho = 1000$ kg/m³

< 2GHz, Daily SPC Check/fastSAR, Dipole Area Scan (41x141x1):

Interpolated grid: dx=1.000 mm, dy=1.500 mm

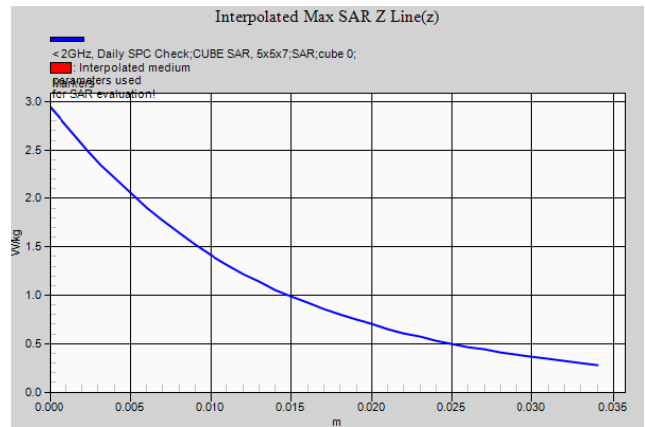

Fast SAR: SAR(1g) = 1.98 W/kg; SAR(10g) = 1.32 W/kg

< 2GHz, Daily SPC Check/CUBE SAR, 5x5x7 (21x21x36)/Cube 0:

Interpolated grid: dx=1.600 mm, dy=1.600 mm, dz=1.000 mm

Reference Value = 46.195 V/m, Power Drift = 0.033 dB

Averaged SAR: SAR(1g) = 1.98 W/kg; SAR(10g) = 1.32 W/kg



< 2GHz, Daily SPC Check

Test Laboratory: Motorola Mobility - CW System Verification for SAR using Dipoles
DUT Serial: D835V2 - SN:436tr; FCC ID: IHDT56PB1

DASY Configuration:

- Probe: ES3DV3 - SN3124; ConvF(6.02,6.02,6.02); Calibrated: 8/20/2012;
- Sensor-Surface: 4 mm (Mechanical Surface Detection)
- Electronics: DAE4 Sn376; Calibrated: 9/3/2012
- Phantom: R#2 Triple Flat Phantom 5.1C (Rev.4); Type: QD 000 P51 CA; Serial: n/a
- DASY52 52.8.5(1059); SEMCAD X Version 14.6.8 (7028)

Communication System: CW for SAR Dipoles; Frequency: 835.0 MHz; Channel: 3; Duty Cycle: 1:1.000

Medium Parameters used: $f=835$ MHz; $\sigma = 0.9999$; $\epsilon_r = 53.31$ mho/m; $\rho = 1000$ kg/m³

< 2GHz, Daily SPC Check/fastSAR, Dipole Area Scan (41x141x1):

Interpolated grid: dx=1.000 mm, dy=1.500 mm

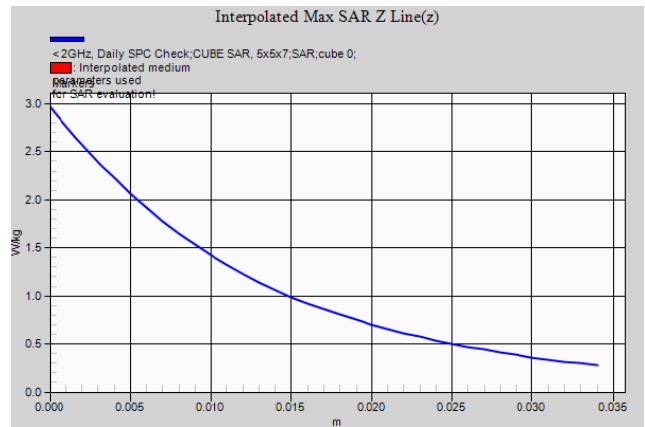

Fast SAR: SAR(1g) = 2.00 W/kg; SAR(10g) = 1.33 W/kg

< 2GHz, Daily SPC Check/CUBE SAR, 5x5x7 (21x21x36)/Cube 0:

Interpolated grid: dx=1.600 mm, dy=1.600 mm, dz=1.000 mm

Reference Value = 47.834 V/m, Power Drift = -0.00262 dB

Averaged SAR: SAR(1g) = 2.00 W/kg; SAR(10g) = 1.33 W/kg



< 2GHz, Daily SPC Check

Test Laboratory: Motorola Mobility - CW System Verification for SAR using Dipoles
DUT Serial: D1800V2 - SN:2d190; FCC ID: IHDT56PB1

DASY Configuration:

- Probe: ES3DV3 - SN3124; ConvF(4.76,4.76,4.76); Calibrated: 8/20/2012;
- Sensor-Surface: 4 mm (Mechanical Surface Detection)
- Electronics: DAE4 Sn376; Calibrated: 9/3/2012
- Phantom: R#2 Triple Flat Phantom 5.1C (Rev.4); Type: QD 000 P51 CA; Serial: n/a
- DASY52 52.8.5(1059); SEMCAD X Version 14.6.8 (7028)

Communication System: CW for SAR Dipoles; Frequency: 1800 MHz; Channel: 8; Duty Cycle: 1:1.000

Medium Parameters used: $f=1800$ MHz; $\sigma = 1.574$; $\epsilon_r = 50.43$ mho/m; $\rho = 1000$ kg/m³

Daily SPC Check/fastSAR, Dipole Area Scan (41x141x1):

Interpolated grid: dx=1.000 mm, dy=1.500 mm

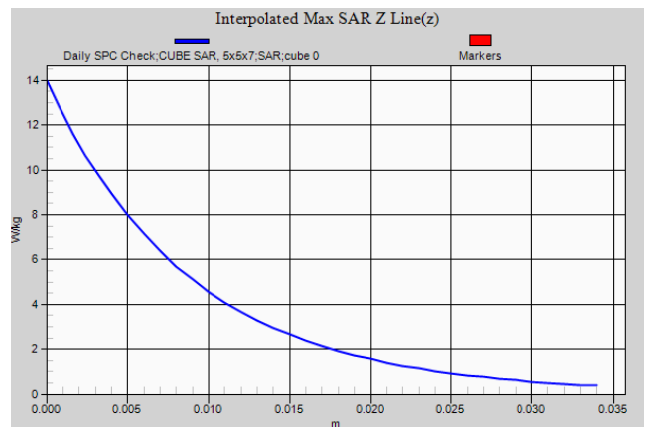

Fast SAR: SAR(1g) = 7.79 W/kg; SAR(10g) = 4.19 W/kg

Daily SPC Check/CUBE SAR, 5x5x7 (21x21x36)/Cube 0:

Interpolated grid: dx=1.600 mm, dy=1.600 mm, dz=1.000 mm

Reference Value = 76.954 V/m, Power Drift = -0.00442 dB

Averaged SAR: SAR(1g) = 7.63 W/kg; SAR(10g) = 4.05 W/kg



Daily SPC Check

Test Laboratory: Motorola Mobility - CW System Verification for SAR using Dipoles
DUT Serial: D1800V2 - SN:2d190; FCC ID: IHDT56PB1

DASY Configuration:

- Probe: ES3DV3 - SN3124; ConvF(4.76,4.76,4.76); Calibrated: 8/20/2012;
- Sensor-Surface: 4 mm (Mechanical Surface Detection)
- Electronics: DAE4 Sn376; Calibrated: 9/3/2012
- Phantom: R#2 Triple Flat Phantom 5.1C (Rev.4); Type: QD 000 P51 CA; Serial: n/a
- DASY52 52.8.5(1059); SEMCAD X Version 14.6.8 (7028)

Communication System: CW for SAR Dipoles; Frequency: 1800 MHz; Channel: 8; Duty Cycle: 1:1.000

Medium Parameters used: $f=1800$ MHz; $\sigma = 1.441$; $\epsilon_r = 49.50$ mho/m; $\rho = 1000$ kg/m³

Daily SPC Check/fastSAR, Dipole Area Scan (41x141x1):

Interpolated grid: dx=1.000 mm, dy=1.500 mm

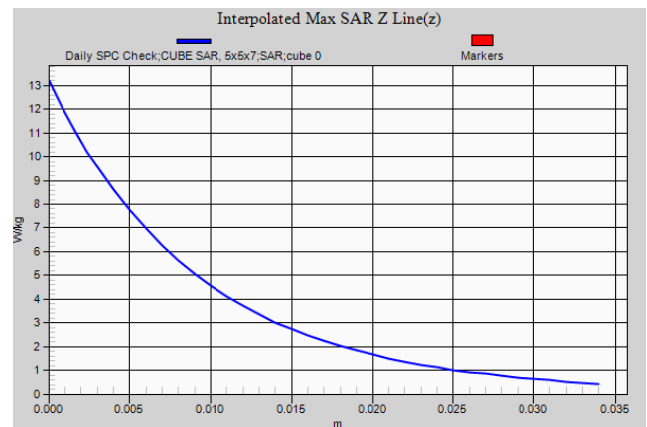

Fast SAR: SAR(1g) = 7.89 W/kg; SAR(10g) = 4.17 W/kg

Daily SPC Check/CUBE SAR, 5x5x7 (21x21x36)/Cube 0:

Interpolated grid: dx=1.600 mm, dy=1.600 mm, dz=1.000 mm

Reference Value = 78.546 V/m, Power Drift = -0.00229 dB

Averaged SAR: SAR(1g) = 7.75 W/kg; SAR(10g) = 4.13 W/kg



Daily SPC Check

Test Laboratory: Motorola Mobility - CW System Verification for SAR using Dipoles
DUT Serial: D1800V2 - SN:2d190; FCC ID: IHDT56PB1

DASY Configuration:

- Probe: ES3DV3 - SN3124; ConvF(4.76,4.76,4.76); Calibrated: 8/20/2012;
- Sensor-Surface: 4 mm (Mechanical Surface Detection)
- Electronics: DAE4 Sn376; Calibrated: 9/3/2012
- Phantom: R#2 Triple Flat Phantom 5.1C (Rev.4); Type: QD 000 P51 CA; Serial: n/a
- DASY52 52.8.5(1059); SEMCAD X Version 14.6.8 (7028)

Communication System: CW for SAR Dipoles; Frequency: 1800 MHz; Channel: 8; Duty Cycle: 1:1.000

Medium Parameters used: $f=1800$ MHz; $\sigma = 1.450$; $\epsilon_r = 49.31$ mho/m; $\rho = 1000$ kg/m³

Daily SPC Check/fastSAR, Dipole Area Scan (41x141x1):

Interpolated grid: dx=1.000 mm, dy=1.500 mm

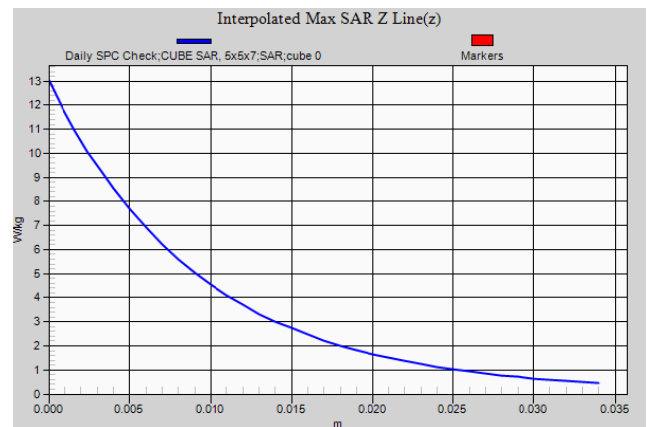
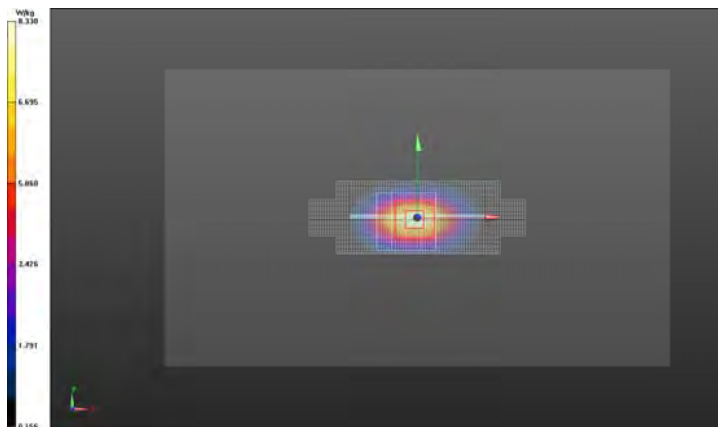
Fast SAR: SAR(1g) = 7.79 W/kg; SAR(10g) = 4.15 W/kg

Daily SPC Check/CUBE SAR, 5x5x7 (21x21x36)/Cube 0:

Interpolated grid: dx=1.600 mm, dy=1.600 mm, dz=1.000 mm

Reference Value = 77.612 V/m, Power Drift = -0.00332 dB

Averaged SAR: SAR(1g) = 7.64 W/kg; SAR(10g) = 4.09 W/kg



Daily SPC Check

Test Laboratory: Motorola Mobility - CW System Verification for SAR using Dipoles
DUT Serial: D1800V2 - SN:2d190; FCC ID: IHDT56PB1

DASY Configuration:

- Probe: ES3DV3 - SN3124; ConvF(4.76,4.76,4.76); Calibrated: 8/20/2012;
- Sensor-Surface: 4 mm (Mechanical Surface Detection)
- Electronics: DAE4 Sn376; Calibrated: 9/3/2012
- Phantom: R#2 Triple Flat Phantom 5.1C (Rev.4); Type: QD 000 P51 CA; Serial: n/a
- DASY52 52.8.5(1059); SEMCAD X Version 14.6.8 (7028)

Communication System: CW for SAR Dipoles; Frequency: 1800 MHz; Channel: 8; Duty Cycle: 1:1.000

Medium Parameters used: $f=1800$ MHz; $\sigma = 1.455$; $\epsilon_r = 49.07$ mho/m; $\rho = 1000$ kg/m³

< 2GHz, Daily SPC Check/fastSAR, Dipole Area Scan (41x141x1):

Interpolated grid: dx=1.000 mm, dy=1.500 mm

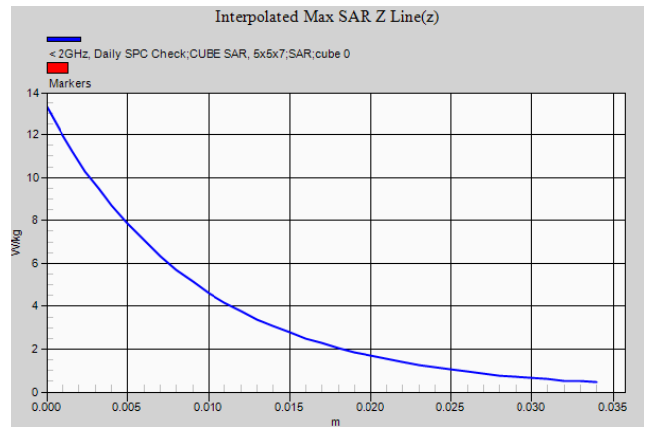

Fast SAR: SAR(1g) = 7.89 W/kg; SAR(10g) = 4.19 W/kg

< 2GHz, Daily SPC Check/CUBE SAR, 5x5x7 (21x21x36)/Cube 0:

Interpolated grid: dx=1.600 mm, dy=1.600 mm, dz=1.000 mm

Reference Value = 76.261 V/m, Power Drift = -0.00692 dB

Averaged SAR: SAR(1g) = 7.76 W/kg; SAR(10g) = 4.14 W/kg



< 2GHz, Daily SPC Check

Test Laboratory: Motorola Mobility - CW System Verification for SAR using Dipoles
DUT Serial: D1800V2 - SN:2d190; FCC ID: IHDT56PB1

DASY Configuration:

- Probe: ES3DV3 - SN3124; ConvF(4.76,4.76,4.76); Calibrated: 8/20/2012;
- Sensor-Surface: 4 mm (Mechanical Surface Detection)
- Electronics: DAE4 Sn376; Calibrated: 9/3/2012
- Phantom: R#2 Triple Flat Phantom 5.1C (Rev.4); Type: QD 000 P51 CA; Serial: n/a
- DASY52 52.8.5(1059); SEMCAD X Version 14.6.8 (7028)

Communication System: CW for SAR Dipoles; Frequency: 1800 MHz; Channel: 8; Duty Cycle: 1:1.000

Medium Parameters used: $f=1800$ MHz; $\sigma = 1.438$; $\epsilon_r = 49.39$ mho/m; $\rho = 1000$ kg/m³

< 2GHz, Daily SPC Check/fastSAR, Dipole Area Scan (41x141x1):

Interpolated grid: dx=1.000 mm, dy=1.500 mm

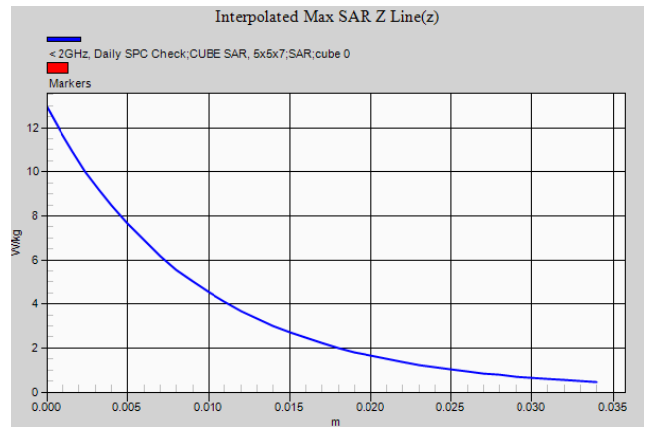

Fast SAR: SAR(1g) = 7.75 W/kg; SAR(10g) = 4.13 W/kg

< 2GHz, Daily SPC Check/CUBE SAR, 5x5x7 (21x21x36)/Cube 0:

Interpolated grid: dx=1.600 mm, dy=1.600 mm, dz=1.000 mm

Reference Value = 74.698 V/m, Power Drift = 0.012 dB

Averaged SAR: SAR(1g) = 7.65 W/kg; SAR(10g) = 4.09 W/kg



< 2GHz, Daily SPC Check

Test Laboratory: Motorola Mobility - CW System Verification for SAR using Dipoles
DUT Serial: D2450V2 - SN:740; FCC ID: IHDT56PB1

DASY Configuration:

- Probe: EX3DV4 - SN3730; ConvF(6.86,6.86,6.86); Calibrated: 8/24/2012;
- Sensor-Surface: 4 mm (Mechanical Surface Detection)
- Electronics: DAE4 Sn784; Calibrated: 3/6/2013
- Phantom: R#-3, Triple Flat Phantom 5.1C (Rev.4); Type: QD 000 P51 CA; Serial: n/a
- DASY52 52.8.5(1059); SEMCAD X Version 14.6.8 (7028)

Communication System: CW for SAR Dipoles; Frequency: 2450 MHz; Channel: 11; Duty Cycle: 1:1.000

Medium Parameters used: $f=2450$ MHz; $\sigma = 1.990$; $\epsilon_r = 50.29$ mho/m; $\rho = 1000$ kg/m³

2-3GHz, Daily SPC Check/fastSAR, Dipole Area Scan (41x221x1):

Interpolated grid: dx=1.000 mm, dy=1.000 mm

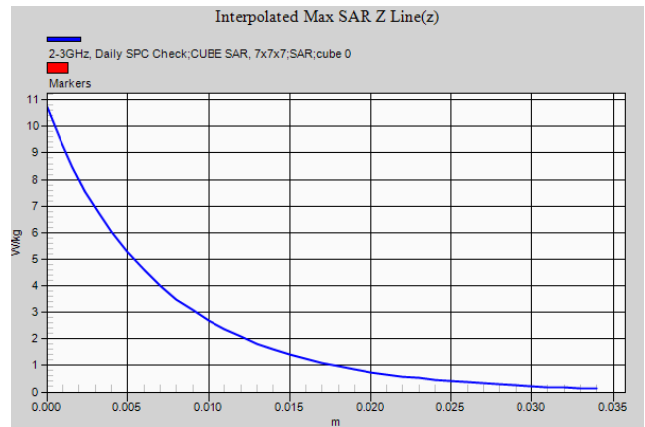

Fast SAR: SAR(1g) = 5.15 W/kg; SAR(10g) = 2.39 W/kg

2-3GHz, Daily SPC Check/CUBE SAR, 7x7x7 (31x31x36)/Cube 0:

Interpolated grid: dx=1.000 mm, dy=1.000 mm, dz=1.000 mm

Reference Value = 52.929 V/m, Power Drift = 0.000751 dB

Averaged SAR: SAR(1g) = 5.15 W/kg; SAR(10g) = 2.40 W/kg



2-3GHz, Daily SPC Check

Test Laboratory: Motorola Mobility - CW System Verification for SAR using Dipoles
DUT Serial: D5GHzV2 - SN:1088; FCC ID: IHDT56PB1

DASY Configuration:

- Probe: EX3DV4 - SN3730; ConvF(4.13,4.13,4.13); Calibrated: 8/24/2012;
- Sensor-Surface: 2 mm (Mechanical Surface Detection)
- Electronics: DAE4 Sn784; Calibrated: 3/6/2013
- Phantom: R#-3, Triple Flat Phantom 5.1C (Rev.4); Type: QD 000 P51 CA; Serial: n/a
- DASY52 52.8.5(1059); SEMCAD X Version 14.6.8 (7028)

Communication System: CW for SAR Dipoles; Frequency: 5200 MHz; Channel: 15; Duty Cycle: 1:1.000

Medium Parameters used: $f=5200$ MHz; $\sigma = 5.285$; $\epsilon_r = 46.78$ mho/m; $\rho = 1000$ kg/m³

5-6GHz, Daily SPC Check/fastSAR, Dipole Area Scan (221x41x1):

Interpolated grid: dx=1.000 mm, dy=1.000 mm

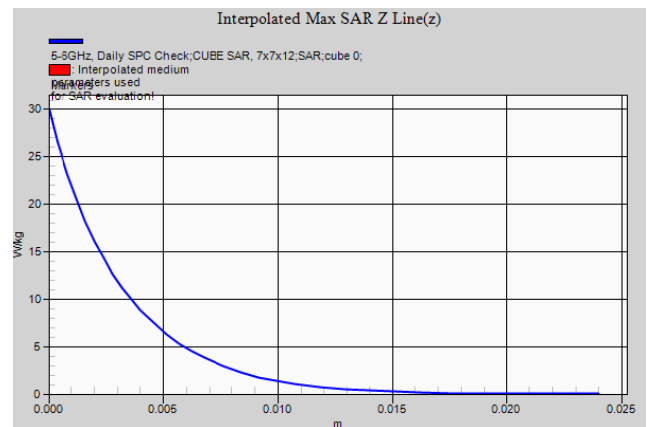

Fast SAR: SAR(1g) = 6.43 W/kg; SAR(10g) = 1.93 W/kg

5-6GHz, Daily SPC Check/CUBE SAR, 7x7x12 (31x31x31)/Cube 0:

Interpolated grid: dx=0.800 mm, dy=0.800 mm, dz=0.400 mm

Reference Value = 57.306 V/m, Power Drift = -0.173 dB

Averaged SAR: SAR(1g) = 7.51 W/kg; SAR(10g) = 2.12 W/kg



5-6GHz, Daily SPC Check

Test Laboratory: Motorola Mobility - CW System Verification for SAR using Dipoles
DUT Serial: D5GHzV2 - SN:1088; FCC ID: IHDT56PB1

DASY Configuration:

- Probe: EX3DV4 - SN3730; ConvF(3.81,3.81,3.81); Calibrated: 8/24/2012;
- Sensor-Surface: 2 mm (Mechanical Surface Detection)
- Electronics: DAE4 Sn784; Calibrated: 3/6/2013
- Phantom: R#-3, Triple Flat Phantom 5.1C (Rev.4); Type: QD 000 P51 CA; Serial: n/a
- DASY52 52.8.5(1059); SEMCAD X Version 14.6.8 (7028)

Communication System: CW for SAR Dipoles; Frequency: 5800 MHz; Channel: 20; Duty Cycle: 1:1.000

Medium Parameters used: $f=5800$ MHz; $\sigma = 6.183$; $\epsilon_r = 45.32$ mho/m; $\rho = 1000$ kg/m³

5-6GHz, Daily SPC Check/fastSAR, Dipole Area Scan (221x41x1):

Interpolated grid: dx=1.000 mm, dy=1.000 mm

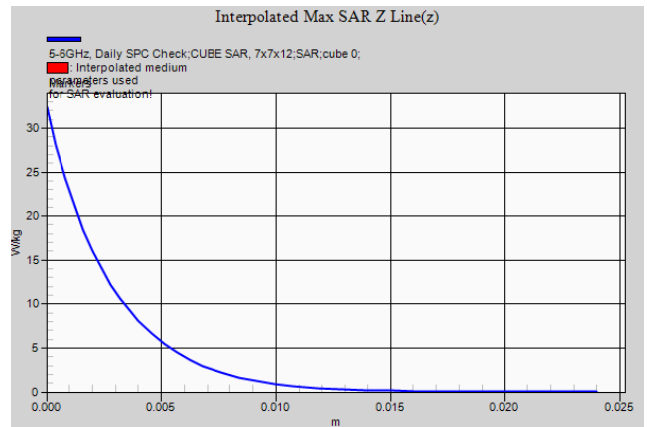

Fast SAR: SAR(1g) = 5.84 W/kg; SAR(10g) = 1.83 W/kg

5-6GHz, Daily SPC Check/CUBE SAR, 7x7x12 (31x31x31)/Cube 0:

Interpolated grid: dx=0.800 mm, dy=0.800 mm, dz=0.400 mm

Reference Value = 45.159 V/m, Power Drift = 0.026 dB

Averaged SAR: SAR(1g) = 7.21 W/kg; SAR(10g) = 2.01 W/kg



5-6GHz, Daily SPC Check

Test Laboratory: Motorola Mobility - CW System Verification for SAR using Dipoles
DUT Serial: D5GHzV2 - SN:1088; FCC ID: IHDT56PB1

DASY Configuration:

- Probe: EX3DV4 - SN3730; ConvF(3.81,3.81,3.81); Calibrated: 8/24/2012;
- Sensor-Surface: 2 mm (Mechanical Surface Detection)
- Electronics: DAE4 Sn784; Calibrated: 3/6/2013
- Phantom: R#-3, Triple Flat Phantom 5.1C (Rev.4); Type: QD 000 P51 CA; Serial: n/a
- DASY52 52.8.5(1059); SEMCAD X Version 14.6.8 (7028)

Communication System: CW for SAR Dipoles; Frequency: 5800 MHz; Channel: 20; Duty Cycle: 1:1.000

Medium Parameters used: $f=5800$ MHz; $\sigma = 5.987$; $\epsilon_r = 44.11$ mho/m; $\rho = 1000$ kg/m³

5-6GHz, Daily SPC Check/fastSAR, Dipole Area Scan (221x41x1):

Interpolated grid: dx=1.000 mm, dy=1.000 mm

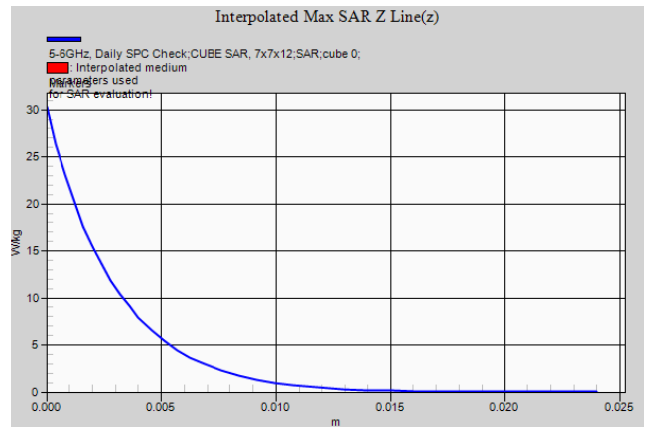

Fast SAR: SAR(1g) = 5.96 W/kg; SAR(10g) = 1.78 W/kg

5-6GHz, Daily SPC Check/CUBE SAR, 7x7x12 (31x31x31)/Cube 0:

Interpolated grid: dx=0.800 mm, dy=0.800 mm, dz=0.400 mm

Reference Value = 46.905 V/m, Power Drift = -0.139 dB

Averaged SAR: SAR(1g) = 7.02 W/kg; SAR(10g) = 1.97 W/kg



5-6GHz, Daily SPC Check

Test Laboratory: Motorola Mobility - CW System Verification for SAR using Dipoles
DUT Serial: D835V2 - SN:423tr; FCC ID: IHDT56PB1

DASY Configuration:

- Probe: ES3DV3 - SN3037; ConvF(6.16,6.16,6.16); Calibrated: 9/13/2012;
- Sensor-Surface: 4 mm (Mechanical Surface Detection)
- Electronics: DAE4 Sn703; Calibrated: 9/11/2012
- Phantom: R#4 Triple Flat Phantom 5.1C (Rev.4); Type: QD 000 P51 CA; Serial: n/a
- DASY52 52.8.5(1059); SEMCAD X Version 14.6.8 (7028)

Communication System: CW for SAR Dipoles; Frequency: 835.0 MHz; Channel: 3; Duty Cycle: 1:1.000

Medium Parameters used: $f=835$ MHz; $\sigma = 0.9978$; $\epsilon_r = 54.34$ mho/m; $\rho = 1000$ kg/m³

Daily SPC Check/fastSAR, Dipole Area Scan (41x141x1):

Interpolated grid: dx=1.000 mm, dy=1.500 mm

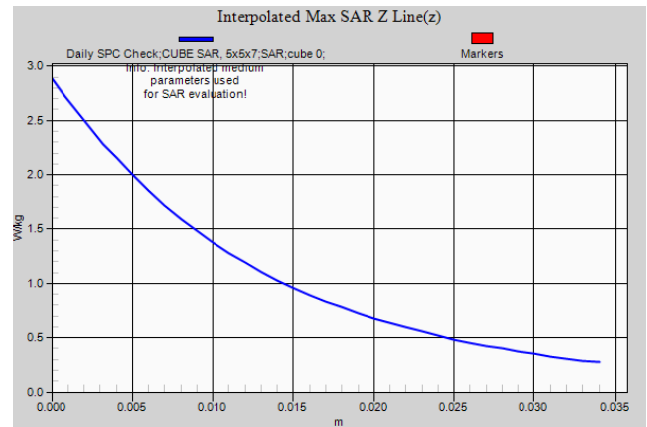

Fast SAR: SAR(1g) = 1.95 W/kg; SAR(10g) = 1.29 W/kg

Daily SPC Check/CUBE SAR, 5x5x7 (21x21x36)/Cube 0:

Interpolated grid: dx=1.600 mm, dy=1.600 mm, dz=1.000 mm

Reference Value = 47.430 V/m, Power Drift = -0.020 dB

Averaged SAR: SAR(1g) = 1.94 W/kg; SAR(10g) = 1.29 W/kg



Daily SPC Check

Test Laboratory: Motorola Mobility - CW System Verification for SAR using Dipoles
DUT Serial: D1800V2 - SN:2d191; FCC ID: IHDT56PB1

DASY Configuration:

- Probe: ES3DV3 - SN3037; ConvF(5.15,5.15,5.15); Calibrated: 9/13/2012;
- Sensor-Surface: 4 mm (Mechanical Surface Detection)
- Electronics: DAE4 Sn703; Calibrated: 9/11/2012
- Phantom: R#4 Triple Flat Phantom 5.1C (Rev.4); Type: QD 000 P51 CA; Serial: n/a
- DASY52 52.8.5(1059); SEMCAD X Version 14.6.8 (7028)

Communication System: CW for SAR Dipoles; Frequency: 1800 MHz; Channel: 8; Duty Cycle: 1:1.000

Medium Parameters used: $f=1800$ MHz; $\sigma = 1.456$; $\epsilon_r = 49.85$ mho/m; $\rho = 1000$ kg/m³

Daily SPC Check/fastSAR, Dipole Area Scan (41x141x1):

Interpolated grid: dx=1.000 mm, dy=1.500 mm

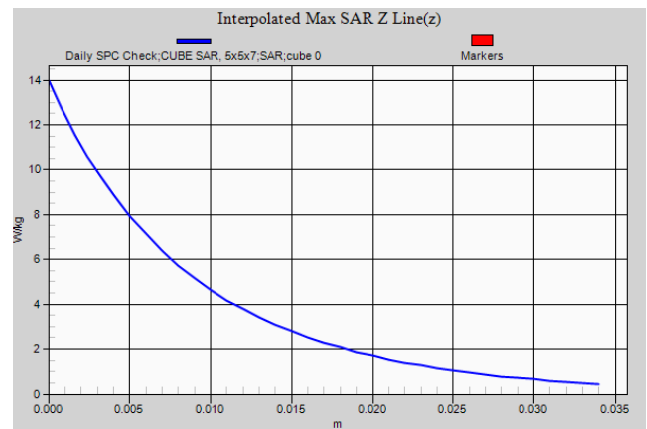
Fast SAR: SAR(1g) = 8.04 W/kg; SAR(10g) = 4.28 W/kg

Daily SPC Check/CUBE SAR, 5x5x7 (21x21x36)/Cube 0:

Interpolated grid: dx=1.600 mm, dy=1.600 mm, dz=1.000 mm

Reference Value = 76.566 V/m, Power Drift = -0.024 dB

Averaged SAR: SAR(1g) = 7.95 W/kg; SAR(10g) = 4.21 W/kg



Daily SPC Check

Appendix 2

SAR Distribution Plots for Head-Adjacent Test Results

Test Laboratory: Motorola Mobility - LTE Band 4

DUT Serial: LXVE110043; FCC ID: IHDT56PB1

Procedure Notes: Power Step: MAX; Antenna Position: Internal; Accessory Model #: N/A

Battery Model #: SNN5923A; Device Position: Cheek

DASY Configuration:

- Probe: ES3DV3 - SN3124; ConvF(5.07,5.07,5.07); Calibrated: 8/20/2012;
- Sensor-Surface: 4 mm (Mechanical Surface Detection)
- Electronics: DAE4 Sn376; Calibrated: 9/3/2012
- Phantom: R#2 Glycol SAM (extended range), Rev.2 (24-Feb-12); Type: SAM v4.0; Serial: TP-1136
- DASY52 52.8.5(1059); SEMCAD X Version 14.6.8 (7028)

Communication System: Band 4; Frequency: 1733 MHz; Channel: 20175; Duty Cycle: 1:1.000

Radio Configuration: 20 MHz Channel Bandwidth, QPSK Modulation, Start RB: 0, # RB: 1

Medium Parameters used: $f=1732.5$ MHz; $\sigma = 1.349$; $\epsilon_r = 36.89$ mho/m; $\rho = 1000$ kg/m³

Left Head Template/10mm, Area Scan (91x241x1):

Interpolated grid: dx=1.000 mm, dy=1.000 mm


Fast SAR: SAR(1g) = 0.755 W/kg; SAR(10g) = 0.450 W/kg

Left Head Template/5x5x7 Zoom Scan (<=3GHz) (21x21x36)/Cube 0:

Interpolated grid: dx=1.600 mm, dy=1.600 mm, dz=1.000 mm

Reference Value = 21.489 V/m, Power Drift = 0.032 dB

Averaged SAR: SAR(1g) = 0.770 W/kg; SAR(10g) = 0.474 W/kg



Left Head Template

Test Laboratory: Motorola Mobility - LTE Band 13

DUT Serial: LXVE110043; FCC ID: IHDT56PB1

Procedure Notes: Power Step: MAX; Antenna Position: Internal; Accessory Model #: N/A

Battery Model #: SNN5923A; Device Position: Cheek

DASY Configuration:

- Probe: ES3DV3 - SN3124; ConvF(6.23,6.23,6.23); Calibrated: 8/20/2012;
- Sensor-Surface: 4 mm (Mechanical Surface Detection)
- Electronics: DAE4 Sn376; Calibrated: 9/3/2012
- Phantom: R#2 Sugar SAM (extended range), Rev.2 (24-Feb-12); Type: SAM v4.0; Serial: TP-1235
- DASY52 52.8.5(1059); SEMCAD X Version 14.6.8 (7028)

Communication System: Band 13; Frequency: 782.0 MHz; Channel: 23230; Duty Cycle: 1:1.000

Radio Configuration: 10 MHz Channel Bandwidth, QPSK Modulation, Start RB: 49, # RB: 1

Medium Parameters used: $f=782$ MHz; $\sigma = 0.8738$; $\epsilon_r = 41.26$ mho/m; $\rho = 1000$ kg/m³

Left Head Template/15mm, Area Scan - NOT for 2450 FCC TA... (61x161x1):

Interpolated grid: dx=1.500 mm, dy=1.500 mm


Fast SAR: SAR(1g) = 0.440 W/kg; SAR(10g) = 0.301 W/kg

Left Head Template/5x5x7 Zoom Scan (<=3GHz) (21x21x36)/Cube 0:

Interpolated grid: dx=1.600 mm, dy=1.600 mm, dz=1.000 mm

Reference Value = 23.494 V/m, Power Drift = 0.156 dB

Averaged SAR: SAR(1g) = 0.450 W/kg; SAR(10g) = 0.340 W/kg



Left Head Template

Test Laboratory: Motorola Mobility - CDMA 800

DUT Serial: LXVE110035; FCC ID: IHDT56PB1

Procedure Notes: Power Step: All Up Bits; Antenna Position: Internal; Accessory Model #: N/A

Battery Model #: SNN5923A; Device Position: Cheek

DASY Configuration:

- Probe: ES3DV3 - SN3124; ConvF(6.01,6.01,6.01); Calibrated: 8/20/2012;
- Sensor-Surface: 4 mm (Mechanical Surface Detection)
- Electronics: DAE4 Sn376; Calibrated: 9/3/2012
- Phantom: R#2 Sugar SAM (extended range), Rev.2 (24-Feb-12); Type: SAM v4.0; Serial: TP-1235
- DASY52 52.8.5(1059); SEMCAD X Version 14.6.8 (7028)

Communication System: CDMA 800; Frequency: 836.5 MHz; Channel: 384; Duty Cycle: 1:1.000

Medium Parameters used: $f=836.52$ MHz; $\sigma = 0.9229$; $\epsilon_r = 40.83$ mho/m; $\rho = 1000$ kg/m³

Right Head Template/10mm, Area Scan (91x241x1):

Interpolated grid: dx=1.000 mm, dy=1.000 mm


Fast SAR: SAR(1g) = 0.655 W/kg; SAR(10g) = 0.446 W/kg

Right Head Template/5x5x7 Zoom Scan (<=3GHz) (21x21x36)/Cube 0:

Interpolated grid: dx=1.600 mm, dy=1.600 mm, dz=1.000 mm

Reference Value = 26.461 V/m, Power Drift = -0.042 dB

Averaged SAR: SAR(1g) = 0.655 W/kg; SAR(10g) = 0.493 W/kg



Right Head Template

Test Laboratory: Motorola Mobility - CDMA 1900

DUT Serial: LXVE110035; FCC ID: IHDT56PB1

Procedure Notes: Power Step: All Up Bits; Antenna Position: Internal; Accessory Model #: N/A

Battery Model #: SNN5923A; Device Position: Cheek

DASY Configuration:

- Probe: ES3DV3 - SN3184; ConvF(5.48,5.48,5.48); Calibrated: 4/25/2012;
- Sensor-Surface: 4 mm (Mechanical Surface Detection)
- Electronics: DAE3 Sn378; Calibrated: 4/11/2012
- Phantom: R#1 - Glycol SAM (extended range), Rev.2 (24-Feb-12); Type: SAM v4.0; Serial: TP-1319
- DASY52 52.8.5(1059); SEMCAD X Version 14.6.8 (7028)

Communication System: CDMA 1900; Frequency: 1880 MHz; Channel: 600; Duty Cycle: 1:1.000

Medium Parameters used: $f=1880$ MHz; $\sigma = 1.432$; $\epsilon_r = 37.16$ mho/m; $\rho = 1000$ kg/m³

Right Head Template/15mm, Area Scan - Not for 2450 FCC TA... (61x161x1):

Interpolated grid: dx=1.500 mm, dy=1.500 mm


Fast SAR: SAR(1g) = 1.35 W/kg; SAR(10g) = 0.774 W/kg

Right Head Template/5x5x7 Zoom Scan (<=3GHz) (21x21x36)/Cube 0:

Interpolated grid: dx=1.600 mm, dy=1.600 mm, dz=1.000 mm

Reference Value = 28.748 V/m, Power Drift = -0.057 dB

Averaged SAR: SAR(1g) = 1.35 W/kg; SAR(10g) = 0.816 W/kg



Right Head Template

Test Laboratory: Motorola Mobility - GSM 850

DUT Serial: LXAA110025; FCC ID: IHDT56PB1

Procedure Notes: Power Step: 5; Antenna Position: Internal; Accessory Model #: N/A

Battery Model #: SNN5923A; Device Position: Cheek

DASY Configuration:

- Probe: ES3DV3 - SN3124; ConvF(6.01,6.01,6.01); Calibrated: 8/20/2012;
- Sensor-Surface: 4 mm (Mechanical Surface Detection)
- Electronics: DAE4 Sn376; Calibrated: 9/3/2012
- Phantom: R#2 Sugar SAM (extended range), Rev.2 (24-Feb-12); Type: SAM v4.0; Serial: TP-1235
- DASY52 52.8.5(1059); SEMCAD X Version 14.6.8 (7028)

Communication System: 850 MHz; Frequency: 836.6 MHz; Channel: 190; Duty Cycle: 1:2.075

Radio Configuration: GPRS Class 12, 4 Uplink Timeslots

Medium Parameters used: $f=836.6$ MHz; $\sigma = 0.9238$; $\epsilon_r = 40.31$ mho/m; $\rho = 1000$ kg/m³

0.6-2GHz Right Head Template/15mm, Area Scan (61x161x1):

Interpolated grid: dx=1.500 mm, dy=1.500 mm


Fast SAR: SAR(1g) = 0.165 W/kg; SAR(10g) = 0.112 W/kg

0.6-2GHz Right Head Template/5x5x7 Zoom Scan (0.6-2GHz) (21x21x36)/Cube 0:

Interpolated grid: dx=1.600 mm, dy=1.600 mm, dz=1.000 mm

Reference Value = 13.447 V/m, Power Drift = -0.017 dB

Averaged SAR: SAR(1g) = 0.169 W/kg; SAR(10g) = 0.126 W/kg



0.6-2GHz Right Head Template

Test Laboratory: Motorola Mobility - GSM 1900

DUT Serial: LXAA110025; FCC ID: IHDT56PB1

Procedure Notes: Power Step: 0; Antenna Position: Internal; Accessory Model #: N/A

Battery Model #: SNN5923A; Device Position: Cheek

DASY Configuration:

- Probe: ES3DV3 - SN3124; ConvF(5.07,5.07,5.07); Calibrated: 8/20/2012;
- Sensor-Surface: 4 mm (Mechanical Surface Detection)
- Electronics: DAE4 Sn376; Calibrated: 9/3/2012
- Phantom: R#2 Glycol SAM (extended range), Rev.2 (24-Feb-12); Type: SAM v4.0; Serial: TP-1136
- DASY52 52.8.5(1059); SEMCAD X Version 14.6.8 (7028)

Communication System: 1900 MHz; Frequency: 1880 MHz; Channel: 661; Duty Cycle: 1:2.075

Radio Configuration: GPRS Class 12, 4 Uplink Timeslots

Medium Parameters used: $f=1880$ MHz; $\sigma = 1.451$; $\epsilon_r = 36.72$ mho/m; $\rho = 1000$ kg/m³

0.6-2GHz Right Head Template/15mm, Area Scan (61x161x1):

Interpolated grid: dx=1.500 mm, dy=1.500 mm


Fast SAR: SAR(1g) = 0.511 W/kg; SAR(10g) = 0.300 W/kg

0.6-2GHz Right Head Template/5x5x7 Zoom Scan (0.6-2GHz) (21x21x36)/Cube 0:

Interpolated grid: dx=1.600 mm, dy=1.600 mm, dz=1.000 mm

Reference Value = 16.865 V/m, Power Drift = 0.033 dB

Averaged SAR: SAR(1g) = 0.498 W/kg; SAR(10g) = 0.313 W/kg



0.6-2GHz Right Head Template

Test Laboratory: Motorola Mobility - WCDMA-850, Band 5

DUT Serial: LXAA110025; FCC ID: IHDT56PB1

Procedure Notes: Power Step: All Up Bits; Antenna Position: Internal; Accessory Model #: N/A

Battery Model #: SNN5923A; Device Position: Cheek

DASY Configuration:

- Probe: ES3DV3 - SN3037; ConvF(6.23,6.23,6.23); Calibrated: 9/13/2012;
- Sensor-Surface: 4 mm (Mechanical Surface Detection)
- Electronics: DAE4 Sn703; Calibrated: 9/11/2012
- Phantom: R#4 Sugar SAM (extended range), Rev.2 (24-Feb-12); Type: SAM v4.0; Serial: TP-1132
- DASY52 52.8.5(1059); SEMCAD X Version 14.6.8 (7028)

Communication System: WCDMA-850; Frequency: 836.0 MHz; Channel: 4180; Duty Cycle: 1:1.000

Medium Parameters used: $f=836$ MHz; $\sigma = 0.9452$; $\epsilon_r = 41.57$ mho/m; $\rho = 1000$ kg/m³

Right Head Template/15mm, Area Scan - Not for 2450 FCC TA... (61x161x1):

Interpolated grid: dx=1.500 mm, dy=1.500 mm


Fast SAR: SAR(1g) = 0.242 W/kg; SAR(10g) = 0.165 W/kg

Right Head Template/5x5x7 Zoom Scan (<=3GHz) (21x21x36)/Cube 0:

Interpolated grid: dx=1.600 mm, dy=1.600 mm, dz=1.000 mm

Reference Value = 16.526 V/m, Power Drift = 0.069 dB

Averaged SAR: SAR(1g) = 0.243 W/kg; SAR(10g) = 0.182 W/kg



Right Head Template

Test Laboratory: Motorola Mobility - WCDMA-1900, Band 2

DUT Serial: LXAA110025; FCC ID: IHDT56PB1

Procedure Notes: Power Step: All Up Bits; Antenna Position: Internal; Accessory Model #: N/A

Battery Model #: SNN5923A; Device Position: Cheek

DASY Configuration:

- Probe: ES3DV3 - SN3037; ConvF(5.15,5.15,5.15); Calibrated: 9/13/2012;
- Sensor-Surface: 4 mm (Mechanical Surface Detection)
- Electronics: DAE4 Sn703; Calibrated: 9/11/2012
- Phantom: R#4 Glycol SAM (extended range), Rev.2 (24-Feb-12); Type: SAM v4.0; Serial: TP-1162
- DASY52 52.8.5(1059); SEMCAD X Version 14.6.8 (7028)

Communication System: WCDMA-1900; Frequency: 1852 MHz; Channel: 9262; Duty Cycle: 1:1.000

Medium Parameters used: $f=1852.4$ MHz; $\sigma = 1.402$; $\epsilon_r = 36.68$ mho/m; $\rho = 1000$ kg/m³

0.6-2GHz Right Head Template/15mm, Area Scan (61x161x1):

Interpolated grid: dx=1.500 mm, dy=1.500 mm


Fast SAR: SAR(1g) = 0.828 W/kg; SAR(10g) = 0.482 W/kg

0.6-2GHz Right Head Template/5x5x7 Zoom Scan (0.6-2GHz) (21x21x36)/Cube 0:

Interpolated grid: dx=1.600 mm, dy=1.600 mm, dz=1.000 mm

Reference Value = 23.106 V/m, Power Drift = -0.211 dB

Averaged SAR: SAR(1g) = 0.831 W/kg; SAR(10g) = 0.516 W/kg



0.6-2GHz Right Head Template

Test Laboratory: Motorola Mobility - 2450MHz WI-FI

DUT Serial: LXVE110019; FCC ID: IHDT56PB1

Procedure Notes: Power Step: N/A; Antenna Position: Internal; Accessory Model #: N/A

Battery Model #: SNN5923A; Device Position: Cheek

DASY Configuration:

- Probe: EX3DV4 - SN3730; ConvF(6.90,6.90,6.90); Calibrated: 8/24/2012;
- Sensor-Surface: 4 mm (Mechanical Surface Detection)
- Electronics: DAE4 Sn784; Calibrated: 3/6/2013
- Phantom: R#3, 2450 WiFi SAM (extended range), Rev.2 (24-Feb-12); Type: SAM v4.0; Serial: TP-1153
- DASY52 52.8.5(1059); SEMCAD X Version 14.6.8 (7028)

Communication System: 2450MHz WIFI; Frequency: 2462 MHz; Channel: 11; Duty Cycle: 1:1.000

Radio Configuration: 802.11b Mode, 1 Mbps Data Rate

Medium Parameters used: $f=2462$ MHz; $\sigma = 1.800$; $\epsilon_r = 37.66$ mho/m; $\rho = 1000$ kg/m³

2-3GHz Right Head Template/10mm, Area Scan (91x241x1):

Interpolated grid: dx=1.000 mm, dy=1.000 mm


Fast SAR: SAR(1g) = 0.845 W/kg; SAR(10g) = 0.403 W/kg

2-3GHz Right Head Template/7x7x7 Zoom Scan (2-3GHz) (31x31x36)/Cube 0:

Interpolated grid: dx=1.000 mm, dy=1.000 mm, dz=1.000 mm

Reference Value = 12.261 V/m, Power Drift = -0.179 dB

Averaged SAR: SAR(1g) = 0.879 W/kg; SAR(10g) = 0.398 W/kg



2-3GHz Right Head Template

Test Laboratory: Motorola Mobility - 5210 MHz WI-FI

DUT Serial: LXVE110019; FCC ID: IHDT56PB1

Procedure Notes: Power Step: N/A; Antenna Position: Internal; Accessory Model #: N/A

Battery Model #: SNN5923A; Device Position: Cheek

DASY Configuration:

- Probe: EX3DV4 - SN3730; ConvF(4.90,4.90,4.90); Calibrated: 8/24/2012;
- Sensor-Surface: 2 mm (Mechanical Surface Detection)
- Electronics: DAE4 Sn784; Calibrated: 3/6/2013
- Phantom: R#3, 5GHz SAM, REV.2 (13nov12); Type: SAM; Serial: TP-1106
- DASY52 52.8.5(1059); SEMCAD X Version 14.6.8 (7028)

Communication System: 5210 MHz Sub-Band; Frequency: 5180 MHz; Channel: 36; Duty Cycle: 1:1.000

Radio Configuration: 802.11a Mode, 6 Mbps Data Rate

Medium Parameters used: $f=5180$ MHz; $\sigma = 4.614$; $\epsilon_r = 35.56$ mho/m; $\rho = 1000$ kg/m³

Right Head Template/Area Scan - Normal (10mm) (91x211x1):

Interpolated grid: dx=1.000 mm, dy=1.000 mm


Fast SAR: SAR(1g) = 0.387 W/kg; SAR(10g) = 0.127 W/kg

Right Head Template/7x7x12 Zoom Scan (5-6GHz) (31x31x31)/Cube 0:

Interpolated grid: dx=0.800 mm, dy=0.800 mm, dz=0.400 mm

Reference Value = 11.861 V/m, Power Drift = -0.191 dB

Averaged SAR: SAR(1g) = 0.379 W/kg; SAR(10g) = 0.123 W/kg



Right Head Template

Test Laboratory: Motorola Mobility - 5785 MHz WI-FI

DUT Serial: LXVE110019; FCC ID: IHDT56PB1

Procedure Notes: Power Step: N/A; Antenna Position: Internal; Accessory Model #: N/A

Battery Model #: SNN5923A; Device Position: Cheek

DASY Configuration:

- Probe: EX3DV4 - SN3730; ConvF(4.24,4.24,4.24); Calibrated: 8/24/2012;
- Sensor-Surface: 2 mm (Mechanical Surface Detection)
- Electronics: DAE4 Sn784; Calibrated: 3/6/2013
- Phantom: R#3, 5GHz SAM, REV.2 (13nov12); Type: SAM; Serial: TP-1106
- DASY52 52.8.5(1059); SEMCAD X Version 14.6.8 (7028)

Communication System: 5785 MHz Sub-Band; Frequency: 5785 MHz; Channel: 157; Duty Cycle: 1:1.000

Radio Configuration: 802.11a Mode, 6 Mbps Data Rate

Medium Parameters used: $f=5785$ MHz; $\sigma = 5.307$; $\epsilon_r = 34.19$ mho/m; $\rho = 1000$ kg/m³

Right Head Template/Area Scan - Normal (10mm) (91x211x1):

Interpolated grid: dx=1.000 mm, dy=1.000 mm


Fast SAR: SAR(1g) = 0.214 W/kg; SAR(10g) = 0.0767 W/kg

Right Head Template/7x7x12 Zoom Scan (5-6GHz) (31x31x31)/Cube 0:

Interpolated grid: dx=0.800 mm, dy=0.800 mm, dz=0.400 mm

Reference Value = 7.316 V/m, Power Drift = -0.232 dB

Averaged SAR: SAR(1g) = 0.203 W/kg; SAR(10g) = 0.0693 W/kg



Right Head Template

Appendix 3

SAR Distribution Plots for Body-Worn Accessory Test Results

Test Laboratory: Motorola Mobility - LTE Band 4

DUT Serial: LXVE110043; FCC ID: IHDT56PB1

Procedure Notes: Power Step: MAX; Antenna Position: Internal; Accessory Model #: N/A

Battery Model #: SNN5923A; Device Position: Back of Phone 25 mm from Phantom

DASY Configuration:

- Probe: ES3DV3 - SN3124; ConvF(4.76,4.76,4.76); Calibrated: 8/20/2012;
- Sensor-Surface: 4 mm (Mechanical Surface Detection)
- Electronics: DAE4 Sn376; Calibrated: 9/3/2012
- Phantom: R#2 Triple Flat Phantom 5.1C (Rev.4); Type: QD 000 P51 CA; Serial: n/a
- DASY52 52.8.5(1059); SEMCAD X Version 14.6.8 (7028)

Communication System: Band 4; Frequency: 1733 MHz; Channel: 20175; Duty Cycle: 1:1.000

Radio Configuration: 20 MHz Channel Bandwidth, QPSK Modulation, Start RB: 0, # RB: 1

Medium Parameters used: $f=1732.5$ MHz; $\sigma = 1.492$; $\epsilon_r = 50.67$ mho/m; $\rho = 1000$ kg/m³

Triple Flat Phone Template/Area Scan (15mm) (181x101x1):

Interpolated grid: dx=1.500 mm, dy=1.500 mm


Fast SAR: SAR(1g) = 0.403 W/kg; SAR(10g) = 0.257 W/kg

Triple Flat Phone Template/5x5x7 Zoom Scan (<=3GHz) (21x21x36)/Cube 0:

Interpolated grid: dx=1.600 mm, dy=1.600 mm, dz=1.000 mm

Reference Value = 17.168 V/m, Power Drift = 0.019 dB

Averaged SAR: SAR(1g) = 0.402 W/kg; SAR(10g) = 0.267 W/kg



Triple Flat Phone Template

Test Laboratory: Motorola Mobility - LTE Band 13

DUT Serial: LXVE110043; FCC ID: IHDT56PB1

Procedure Notes: Power Step: MAX; Antenna Position: Internal; Accessory Model #: N/A
Battery Model #: SNN5923A; Device Position: Back of Phone 25 mm from Phantom

DASY Configuration:

- Probe: ES3DV3 - SN3124; ConvF(6.15,6.15,6.15); Calibrated: 8/20/2012;
- Sensor-Surface: 4 mm (Mechanical Surface Detection)
- Electronics: DAE4 Sn376; Calibrated: 9/3/2012
- Phantom: R#2 Triple Flat Phantom 5.1C (Rev.4); Type: QD 000 P51 CA; Serial: n/a
- DASY52 52.8.5(1059); SEMCAD X Version 14.6.8 (7028)

Communication System: Band 13; Frequency: 782.0 MHz; Channel: 23230; Duty Cycle: 1:1.000
Radio Configuration: 10 MHz Channel Bandwidth, QPSK Modulation, Start RB: 49, # RB: 1

Medium Parameters used: $f=782$ MHz; $\sigma = 0.9387$; $\epsilon_r = 54.76$ mho/m; $\rho = 1000$ kg/m³

Triple Flat Phone Template/Area Scan (10mm) (261x141x1):

Interpolated grid: dx=1.000 mm, dy=1.000 mm

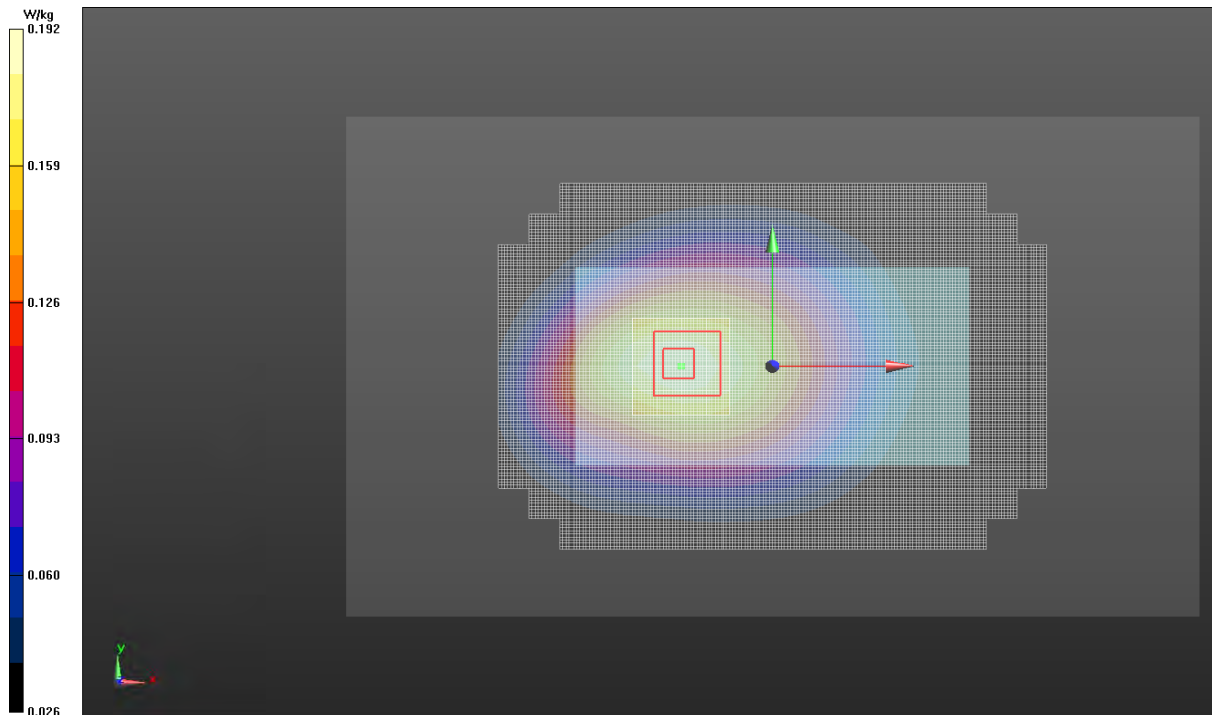
Fast SAR: SAR(1g) = 0.185 W/kg; SAR(10g) = 0.129 W/kg

Triple Flat Phone Template/5x5x7 Zoom Scan (<=3GHz) (21x21x36)/Cube 0:

Interpolated grid: dx=1.600 mm, dy=1.600 mm, dz=1.000 mm

Reference Value = 14.121 V/m, Power Drift = -0.052 dB

Averaged SAR: SAR(1g) = 0.185 W/kg; SAR(10g) = 0.137 W/kg



Triple Flat Phone Template

Test Laboratory: Motorola Mobility - CDMA 800

DUT Serial: LXVE110035; FCC ID: IHDT56PB1

Procedure Notes: Power Step: All Up Bits; Antenna Position: Internal; Accessory Model #: N/A
Battery Model #: SNN5923A; Device Position: Front of Phone 25 mm from Phantom

DASY Configuration:

- Probe: ES3DV3 - SN3124; ConvF(6.02,6.02,6.02); Calibrated: 8/20/2012;
- Sensor-Surface: 4 mm (Mechanical Surface Detection)
- Electronics: DAE4 Sn376; Calibrated: 9/3/2012
- Phantom: R#2 Triple Flat Phantom 5.1C (Rev.4); Type: QD 000 P51 CA; Serial: n/a
- DASY52 52.8.5(1059); SEMCAD X Version 14.6.8 (7028)

Communication System: CDMA 800; Frequency: 836.5 MHz; Channel: 384; Duty Cycle: 1:1.000

Medium Parameters used: $f=836.52$ MHz; $\sigma = 0.9961$; $\epsilon_r = 53.79$ mho/m; $\rho = 1000$ kg/m³

Triple Flat Phone Template/Area Scan (15mm) (181x101x1):

Interpolated grid: dx=1.500 mm, dy=1.500 mm


Fast SAR: SAR(1g) = 0.475 W/kg; SAR(10g) = 0.335 W/kg

Triple Flat Phone Template/5x5x7 Zoom Scan (<=3GHz) (21x21x36)/Cube 0:

Interpolated grid: dx=1.600 mm, dy=1.600 mm, dz=1.000 mm

Reference Value = 22.060 V/m, Power Drift = 0.045 dB

Averaged SAR: SAR(1g) = 0.479 W/kg; SAR(10g) = 0.363 W/kg



Triple Flat Phone Template

Test Laboratory: Motorola Mobility - CDMA 1900

DUT Serial: LXVE110035; FCC ID: IHDT56PB1

Procedure Notes: Power Step: All Up Bits; Antenna Position: Internal; Accessory Model #: N/A

Battery Model #: SNN5923A; Device Position: Front of Phone 25 mm from Phantom

DASY Configuration:

- Probe: ES3DV3 - SN3184; ConvF(4.88,4.88,4.88); Calibrated: 4/25/2012;
- Sensor-Surface: 4 mm (Mechanical Surface Detection)
- Electronics: DAE3 Sn378; Calibrated: 4/11/2012
- Phantom: R#-1, Triple Flat Phantom 5.1C (Rev.4); Type: QD 000 P51 CA; Serial: n/a
- DASY52 52.8.5(1059); SEMCAD X Version 14.6.8 (7028)

Communication System: CDMA 1900; Frequency: 1880 MHz; Channel: 600; Duty Cycle: 1:1.000

Medium Parameters used: $f=1880$ MHz; $\sigma = 1.549$; $\epsilon_r = 49.26$ mho/m; $\rho = 1000$ kg/m³

Triple Flat Phone Template/Area Scan (15mm) (181x101x1):

Interpolated grid: dx=1.500 mm, dy=1.500 mm

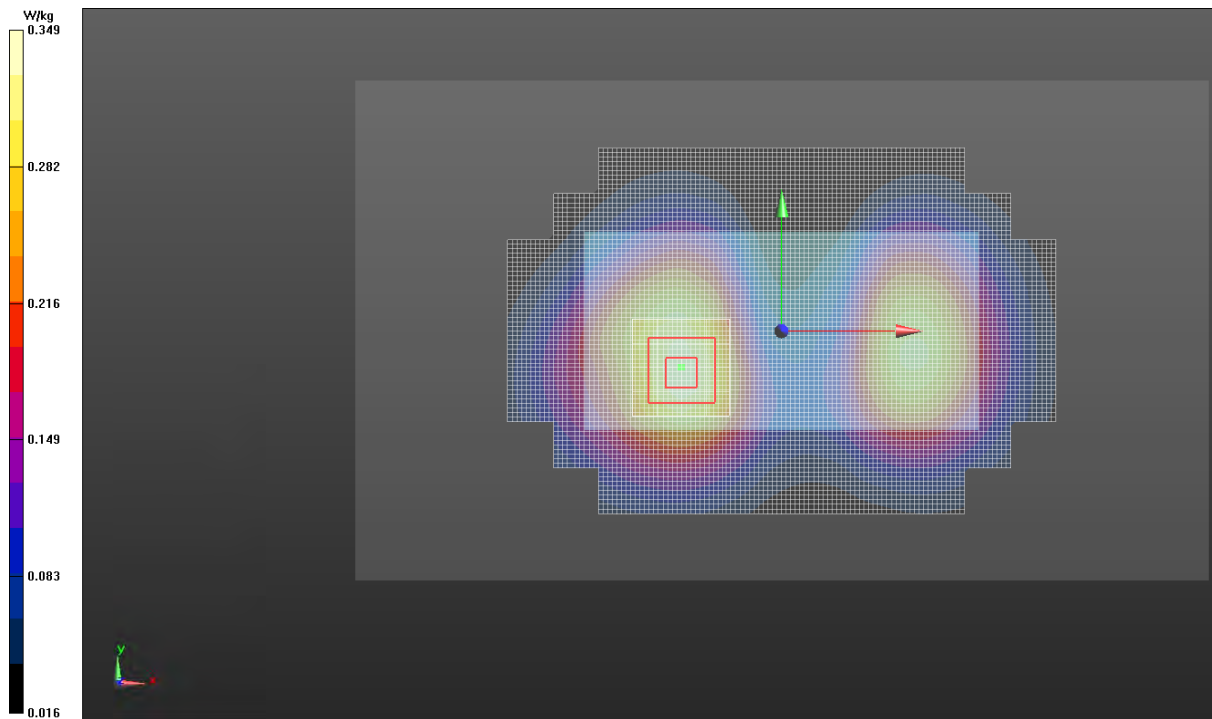
Fast SAR: SAR(1g) = 0.327 W/kg; SAR(10g) = 0.201 W/kg

Triple Flat Phone Template/5x5x7 Zoom Scan (<=3GHz) (21x21x36)/Cube 0:

Interpolated grid: dx=1.600 mm, dy=1.600 mm, dz=1.000 mm

Reference Value = 14.178 V/m, Power Drift = 0.019 dB

Averaged SAR: SAR(1g) = 0.326 W/kg; SAR(10g) = 0.209 W/kg



Triple Flat Phone Template

Test Laboratory: Motorola Mobility - GSM 850

DUT Serial: LXAA110025; FCC ID: IHDT56PB1

Procedure Notes: Power Step: 5; Antenna Position: Internal; Accessory Model #: N/A

Battery Model #: SNN5923A; Device Position: Body Worn, Front of Phone 25 mm from Phantom

DASY Configuration:

- Probe: ES3DV3 - SN3124; ConvF(6.02,6.02,6.02); Calibrated: 8/20/2012;
- Sensor-Surface: 4 mm (Mechanical Surface Detection)
- Electronics: DAE4 Sn376; Calibrated: 9/3/2012
- Phantom: R#2 Triple Flat Phantom 5.1C (Rev.4); Type: QD 000 P51 CA; Serial: n/a
- DASY52 52.8.5(1059); SEMCAD X Version 14.6.8 (7028)

Communication System: GSM 850 MHz; Frequency: 836.6 MHz; Channel: 190; Duty Cycle: 1:2.075

Radio Configuration: GPRS Class 12, 4 Uplink Timeslots

Medium Parameters used: $f=836.6$ MHz; $\sigma = 1.007$; $\epsilon_r = 54.21$ mho/m; $\rho = 1000$ kg/m³

0.6-2GHz Triple Flat Phone Template/Area Scan (15mm) (181x101x1):

Interpolated grid: dx=1.500 mm, dy=1.500 mm


Fast SAR: SAR(1g) = 0.191 W/kg; SAR(10g) = 0.134 W/kg

0.6-2GHz Triple Flat Phone Template/5x5x7 Zoom Scan (0.6-2GHz) (21x21x36)/Cube 0:

Interpolated grid: dx=1.600 mm, dy=1.600 mm, dz=1.000 mm

Reference Value = 14.286 V/m, Power Drift = -0.076 dB

Averaged SAR: SAR(1g) = 0.192 W/kg; SAR(10g) = 0.145 W/kg



0.6-2GHz Triple Flat Phone Template

Test Laboratory: Motorola Mobility - GSM 1900

DUT Serial: LXAA110025; FCC ID: IHDT56PB1

Procedure Notes: Power Step: 0; Antenna Position: Internal; Accessory Model #: N/A

Battery Model #: SNN5923A; Device Position: Body Worn, Front of Phone 25 mm from Phantom

DASY Configuration:

- Probe: ES3DV3 - SN3124; ConvF(4.76,4.76,4.76); Calibrated: 8/20/2012;
- Sensor-Surface: 4 mm (Mechanical Surface Detection)
- Electronics: DAE4 Sn376; Calibrated: 9/3/2012
- Phantom: R#2 Triple Flat Phantom 5.1C (Rev.4); Type: QD 000 P51 CA; Serial: n/a
- DASY52 52.8.5(1059); SEMCAD X Version 14.6.8 (7028)

Communication System: 1900 MHz; Frequency: 1880 MHz; Channel: 661; Duty Cycle: 1:2.075

Radio Configuration: GPRS Class 12, 4 Uplink Timeslots

Medium Parameters used: $f=1880$ MHz; $\sigma = 1.549$; $\epsilon_r = 48.68$ mho/m; $\rho = 1000$ kg/m³

0.6-2GHz Triple Flat Phone Template/Area Scan (15mm) (181x101x1):

Interpolated grid: dx=1.500 mm, dy=1.500 mm

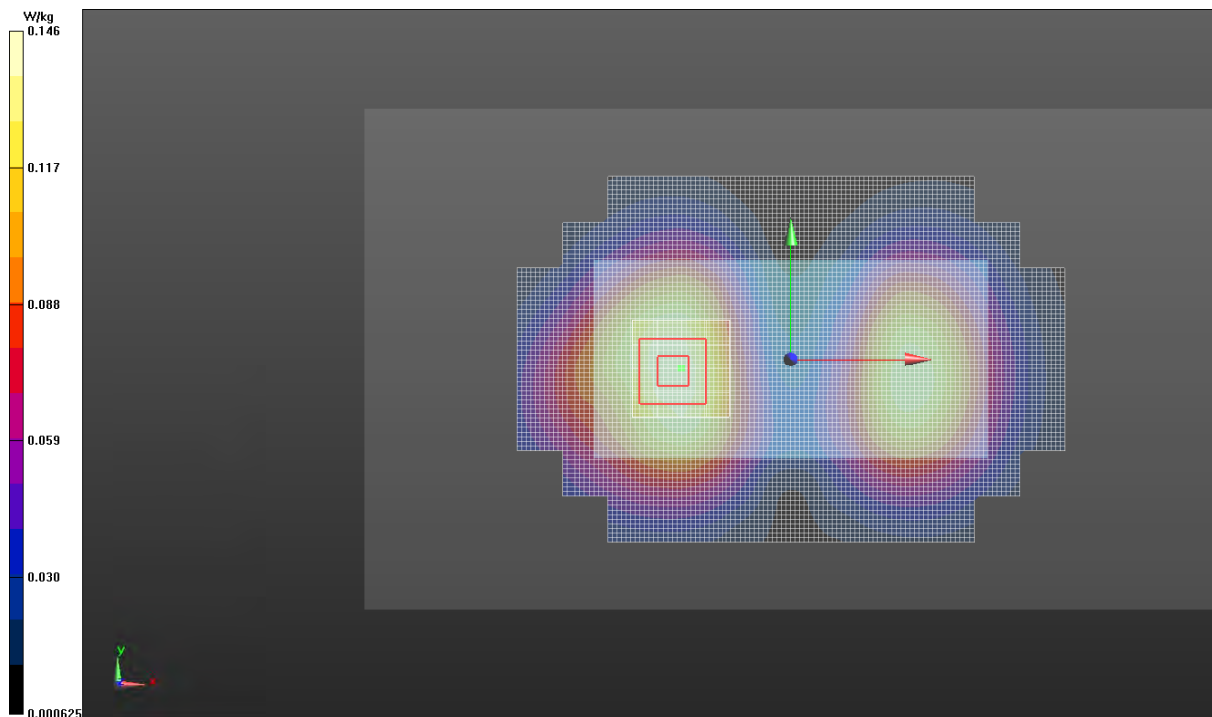
Fast SAR: SAR(1g) = 0.138 W/kg; SAR(10g) = 0.0861 W/kg

0.6-2GHz Triple Flat Phone Template/5x5x7 Zoom Scan (0.6-2GHz) (21x21x36)/Cube 0:

Interpolated grid: dx=1.600 mm, dy=1.600 mm, dz=1.000 mm

Reference Value = 9.809 V/m, Power Drift = 0.0022 dB

Averaged SAR: SAR(1g) = 0.138 W/kg; SAR(10g) = 0.0892 W/kg



0.6-2GHz Triple Flat Phone Template

Test Laboratory: Motorola Mobility - WCDMA-850, Band 5

DUT Serial: LXAA110025; FCC ID: IHDT56PB1

Procedure Notes: Power Step: All Up Bits; Antenna Position: Internal; Accessory Model #: N/A
Battery Model #: SNN5923A; Device Position: Front of Phone 25 mm from Phantom

DASY Configuration:

- Probe: ES3DV3 - SN3037; ConvF(6.16,6.16,6.16); Calibrated: 9/13/2012;
- Sensor-Surface: 4 mm (Mechanical Surface Detection)
- Electronics: DAE4 Sn703; Calibrated: 9/11/2012
- Phantom: R#4 Triple Flat Phantom 5.1C (Rev.4); Type: QD 000 P51 CA; Serial: n/a
- DASY52 52.8.5(1059); SEMCAD X Version 14.6.8 (7028)

Communication System: WCDMA-850; Frequency: 836.0 MHz; Channel: 4180; Duty Cycle: 1:1.000

Medium Parameters used: $f=836$ MHz; $\sigma = 0.9989$; $\epsilon_r = 54.33$ mho/m; $\rho = 1000$ kg/m³

Triple Flat Phone Template/Area Scan (15mm) (181x101x1):

Interpolated grid: dx=1.500 mm, dy=1.500 mm


Fast SAR: SAR(1g) = 0.0875 W/kg; SAR(10g) = 0.0616 W/kg

Triple Flat Phone Template/5x5x7 Zoom Scan (<=3GHz) (21x21x36)/Cube 0:

Interpolated grid: dx=1.600 mm, dy=1.600 mm, dz=1.000 mm

Reference Value = 9.781 V/m, Power Drift = -0.011 dB

Averaged SAR: SAR(1g) = 0.0882 W/kg; SAR(10g) = 0.0663 W/kg



Triple Flat Phone Template

Test Laboratory: Motorola Mobility - WCDMA-1900, Band 2

DUT Serial: LXAA110025; FCC ID: IHDT56PB1

Procedure Notes: Power Step: All Up Bits; Antenna Position: Internal; Accessory Model #: N/A

Battery Model #: SNN5923A; Device Position: Back of Phone 25 mm from Phantom

DASY Configuration:

- Probe: ES3DV3 - SN3037; ConvF(4.83,4.83,4.83); Calibrated: 9/13/2012;
- Sensor-Surface: 4 mm (Mechanical Surface Detection)
- Electronics: DAE4 Sn703; Calibrated: 9/11/2012
- Phantom: R#4 Triple Flat Phantom 5.1C (Rev.4); Type: QD 000 P51 CA; Serial: n/a
- DASY52 52.8.5(1059); SEMCAD X Version 14.6.8 (7028)

Communication System: WCDMA-1900; Frequency: 1880 MHz; Channel: 9400; Duty Cycle: 1:1.000

Medium Parameters used: $f=1880$ MHz; $\sigma = 1.556$; $\epsilon_r = 49.54$ mho/m; $\rho = 1000$ kg/m³

Triple Flat Phone Template/Area Scan (15mm) (181x101x1):

Interpolated grid: dx=1.500 mm, dy=1.500 mm


Fast SAR: SAR(1g) = 0.200 W/kg; SAR(10g) = 0.125 W/kg

Triple Flat Phone Template/5x5x7 Zoom Scan (<=3GHz) (21x21x36)/Cube 0:

Interpolated grid: dx=1.600 mm, dy=1.600 mm, dz=1.000 mm

Reference Value = 11.571 V/m, Power Drift = -0.023 dB

Averaged SAR: SAR(1g) = 0.198 W/kg; SAR(10g) = 0.128 W/kg



Triple Flat Phone Template

Test Laboratory: Motorola Mobility - 2450 MHz WI-FI

DUT Serial: LXVE110019; FCC ID: IHDT56PB1

Procedure Notes: Power Step: N/A; Antenna Position: Internal; Accessory Model #: N/A

Battery Model #: SNN5923A; Device Position: Back of Phone 25 mm from Phantom

DASY Configuration:

- Probe: EX3DV4 - SN3730; ConvF(6.86,6.86,6.86); Calibrated: 8/24/2012;
- Sensor-Surface: 4 mm (Mechanical Surface Detection)
- Electronics: DAE4 Sn784; Calibrated: 3/6/2013
- Phantom: R#-3, Triple Flat Phantom 5.1C (Rev.4); Type: QD 000 P51 CA; Serial: n/a
- DASY52 52.8.5(1059); SEMCAD X Version 14.6.8 (7028)

Communication System: 2450MHz WIFI; Frequency: 2437 MHz; Channel: 6; Duty Cycle: 1:1.000

Radio Configuration: 802.11b Mode, 1 Mbps Data Rate

Medium Parameters used: $f=2437$ MHz; $\sigma = 1.974$; $\epsilon_r = 50.34$ mho/m; $\rho = 1000$ kg/m³

2-3GHz Triple Flat Phone Template/Area Scan (10mm) (261x141x1):

Interpolated grid: dx=1.000 mm, dy=1.000 mm


Fast SAR: SAR(1g) = 0.0514 W/kg; SAR(10g) = 0.0283 W/kg

2-3GHz Triple Flat Phone Template/7x7x7 Zoom Scan (2-3GHz) (31x31x36)/Cube 0:

Interpolated grid: dx=1.000 mm, dy=1.000 mm, dz=1.000 mm

Reference Value = 5.168 V/m, Power Drift = -0.099 dB

Averaged SAR: SAR(1g) = 0.0505 W/kg; SAR(10g) = 0.0283 W/kg



2-3GHz Triple Flat Phone Template

Test Laboratory: Motorola Mobility - 5210 MHz WI-FI

DUT Serial: LXVE110019; FCC ID: IHDT56PB1

Procedure Notes: Power Step: N/A; Antenna Position: Internal; Accessory Model #: N/A

Battery Model #: SNN5923A; Device Position: Back of Phone 25 mm from Phantom

DASY Configuration:

- Probe: EX3DV4 - SN3730; ConvF(4.13,4.13,4.13); Calibrated: 8/24/2012;
- Sensor-Surface: 2 mm (Mechanical Surface Detection)
- Electronics: DAE4 Sn784; Calibrated: 3/6/2013
- Phantom: R#-3, Triple Flat Phantom 5.1C (Rev.4); Type: QD 000 P51 CA; Serial: n/a
- DASY52 52.8.5(1059); SEMCAD X Version 14.6.8 (7028)

Communication System: 5210 MHz Sub-Band; Frequency: 5180 MHz; Channel: 36; Duty Cycle: 1:1.000

Radio Configuration: 802.11a Mode, 6 Mbps Data Rate

Medium Parameters used: $f=5180$ MHz; $\sigma = 5.253$; $\epsilon_r = 46.83$ mho/m; $\rho = 1000$ kg/m³

TRIPLE Flat Phone Against Flat Section/Area Scan - Body (10mm) (281x161x1):

Interpolated grid: dx=1.000 mm, dy=1.000 mm


Fast SAR: SAR(1g) = 0.188 W/kg; SAR(10g) = 0.0854 W/kg

TRIPLE Flat Phone Against Flat Section/7x7x12 Zoom Scan (5-6GHz) (31x31x31)/Cube 0:

Interpolated grid: dx=0.800 mm, dy=0.800 mm, dz=0.400 mm

Reference Value = 8.538 V/m, Power Drift = -0.066 dB

Averaged SAR: SAR(1g) = 0.190 W/kg; SAR(10g) = 0.0867 W/kg



TRIPLE Flat Phone Against Flat Section

Test Laboratory: Motorola Mobility - 5785 MHz WI-FI

DUT Serial: LXVE110019; FCC ID: IHDT56PB1

Procedure Notes: Power Step: N/A; Antenna Position: Internal; Accessory Model #: N/A

Battery Model #: SNN5923A; Device Position: Back of Phone 25 mm from Phantom

DASY Configuration:

- Probe: EX3DV4 - SN3730; ConvF(3.81,3.81,3.81); Calibrated: 8/24/2012;
- Sensor-Surface: 2 mm (Mechanical Surface Detection)
- Electronics: DAE4 Sn784; Calibrated: 3/6/2013
- Phantom: R#-3, Triple Flat Phantom 5.1C (Rev.4); Type: QD 000 P51 CA; Serial: n/a
- DASY52 52.8.5(1059); SEMCAD X Version 14.6.8 (7028)

Communication System: 5785 MHz Sub-Band; Frequency: 5785 MHz; Channel: 157; Duty Cycle: 1:1.000

Radio Configuration: 802.11a Mode, 6 Mbps Data Rate

Medium Parameters used: $f=5785$ MHz; $\sigma = 6.209$; $\epsilon_r = 44.80$ mho/m; $\rho = 1000$ kg/m³

TRIPLE Flat Phone Against Flat Section/Area Scan - Body (10mm) (281x161x1):

Interpolated grid: dx=1.000 mm, dy=1.000 mm

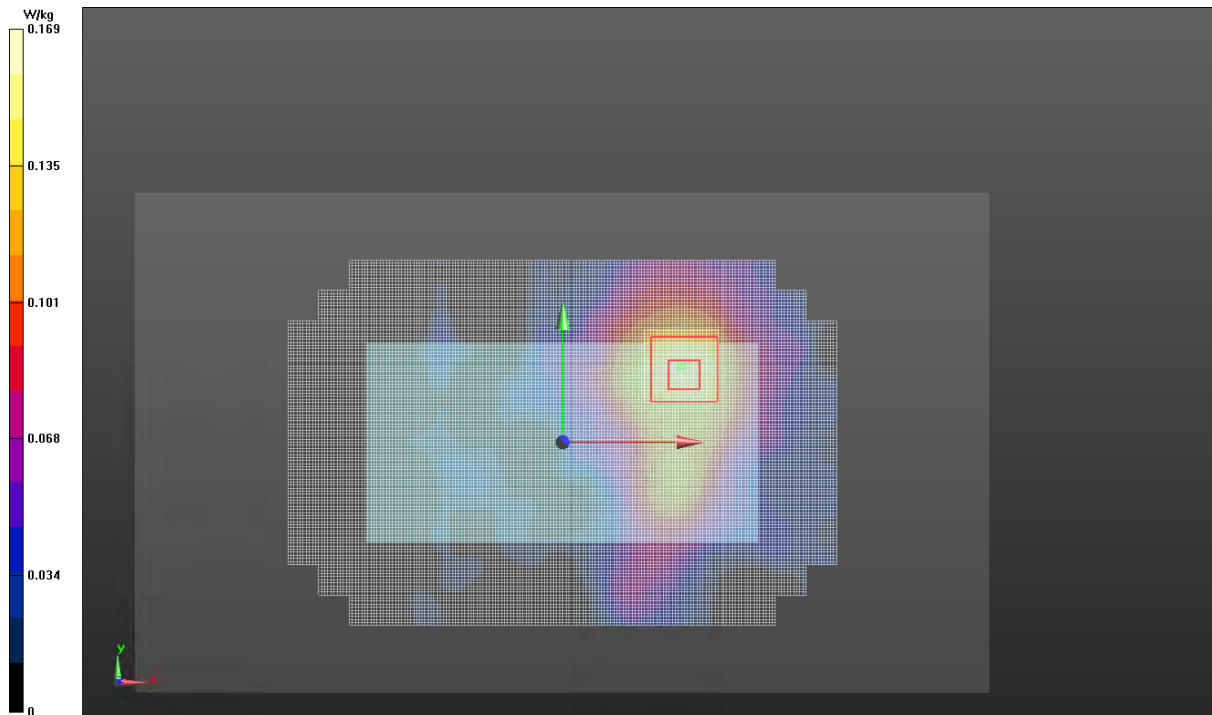
Fast SAR: SAR(1g) = 0.0895 W/kg; SAR(10g) = 0.0402 W/kg

TRIPLE Flat Phone Against Flat Section/7x7x12 Zoom Scan (5-6GHz) (31x31x31)/Cube 0:

Interpolated grid: dx=0.800 mm, dy=0.800 mm, dz=0.400 mm

Reference Value = 5.398 V/m, Power Drift = -0.106 dB

Averaged SAR: SAR(1g) = 0.0825 W/kg; SAR(10g) = 0.0344 W/kg



TRIPLE Flat Phone Against Flat Section

Appendix 4

SAR Distribution Plots for Mobile Hotspot Test Results

Test Laboratory: Motorola Mobility - LTE Band 4 Mobile Hotspot Exposure

DUT Serial: LXVE110043; FCC ID: IHDT56PB1

Procedure Notes: Power Step: MAX; Antenna Position: Internal; Accessory Model #: N/A
Battery Model #: SNN5923A; Device Position: Bottom Edge of Phone 10 mm from Phantom

DASY Configuration:

- Probe: ES3DV3 - SN3124; ConvF(4.76,4.76,4.76); Calibrated: 8/20/2012;
- Sensor-Surface: 4 mm (Mechanical Surface Detection)
- Electronics: DAE4 Sn376; Calibrated: 9/3/2012
- Phantom: R#2 Triple Flat Phantom 5.1C (Rev.4); Type: QD 000 P51 CA; Serial: n/a
- DASY52 52.8.5(1059); SEMCAD X Version 14.6.8 (7028)

Communication System: Band 4; Frequency: 1733 MHz; Channel: 20175; Duty Cycle: 1:1.000

Radio Configuration: 20 MHz Channel Bandwidth, QPSK Modulation, Start RB: 0, # RB: 1

Medium Parameters used: $f=1732.5$ MHz; $\sigma = 1.491$; $\epsilon_r = 50.66$ mho/m; $\rho = 1000$ kg/m³

Triple Flat Phone Template/Area Scan (10mm) (261x141x1):

Interpolated grid: dx=1.000 mm, dy=1.000 mm

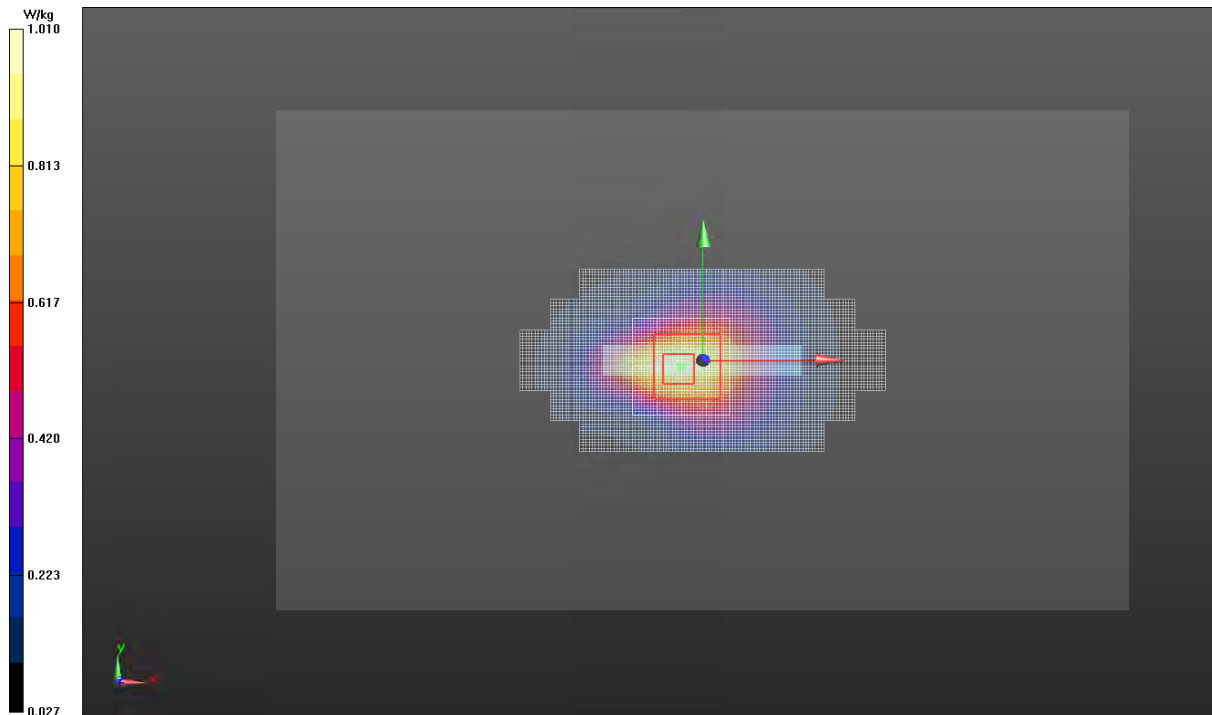
Fast SAR: SAR(1g) = 0.922 W/kg; SAR(10g) = 0.523 W/kg

Triple Flat Phone Template/5x5x7 Zoom Scan (<=3GHz) (21x21x36)/Cube 0:

Interpolated grid: dx=1.600 mm, dy=1.600 mm, dz=1.000 mm

Reference Value = 25.818 V/m, Power Drift = -0.051 dB

Averaged SAR: SAR(1g) = 0.912 W/kg; SAR(10g) = 0.529 W/kg



Triple Flat Phone Template

Test Laboratory: Motorola Mobility - LTE Band 13 Mobile Hotspot Exposure
DUT Serial: LXVE110043; FCC ID: IHDT56PB1

Procedure Notes: Power Step: MAX; Antenna Position: Internal; Accessory Model #: N/A
Battery Model #: SNN5923A; Device Position: Left Edge of Phone 10 mm from Phantom

DASY Configuration:

- Probe: ES3DV3 - SN3124; ConvF(6.15,6.15,6.15); Calibrated: 8/20/2012;
- Sensor-Surface: 4 mm (Mechanical Surface Detection)
- Electronics: DAE4 Sn376; Calibrated: 9/3/2012
- Phantom: R#2 Triple Flat Phantom 5.1C (Rev.4); Type: QD 000 P51 CA; Serial: n/a
- DASY52 52.8.5(1059); SEMCAD X Version 14.6.8 (7028)

Communication System: Band 13; Frequency: 782.0 MHz; Channel: 23230; Duty Cycle: 1:1.000
Radio Configuration: 10 MHz Channel Bandwidth, QPSK Modulation, Start RB: 49, # RB: 1

Medium Parameters used: $f=782$ MHz; $\sigma = 0.9458$; $\epsilon_r = 54.67$ mho/m; $\rho = 1000$ kg/m³

Triple Flat Phone Template/Area Scan (10mm) (261x141x1):

Interpolated grid: dx=1.000 mm, dy=1.000 mm

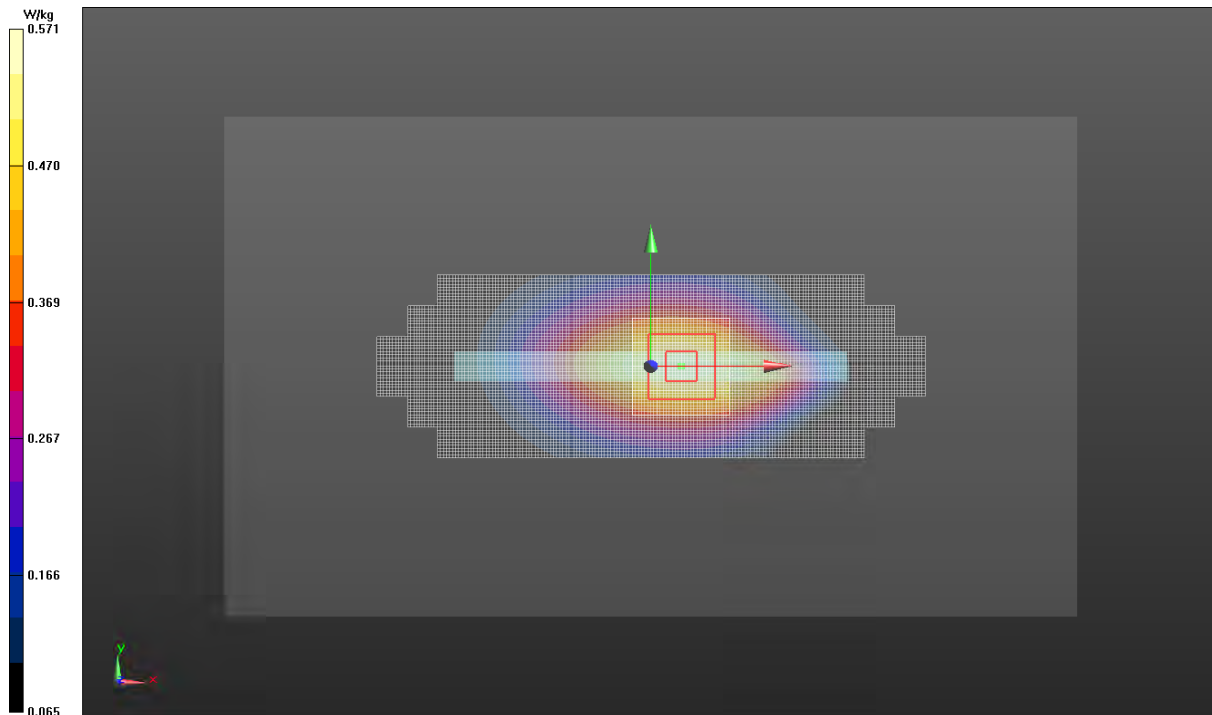
Fast SAR: SAR(1g) = 0.544 W/kg; SAR(10g) = 0.370 W/kg

Triple Flat Phone Template/5x5x7 Zoom Scan (<=3GHz) (21x21x36)/Cube 0:

Interpolated grid: dx=1.600 mm, dy=1.600 mm, dz=1.000 mm

Reference Value = 24.900 V/m, Power Drift = -0.051 dB

Averaged SAR: SAR(1g) = 0.540 W/kg; SAR(10g) = 0.375 W/kg



Triple Flat Phone Template

Test Laboratory: Motorola Mobility - CDMA 800 Mobile Hotspot Exposure

DUT Serial: LXVE110035; FCC ID: IHDT56PB1

Procedure Notes: Power Step: All Up Bits; Antenna Position: Internal; Accessory Model #: N/A
Battery Model #: SNN5923A; Device Position: Back of Phone 10 mm from Phantom

DASY Configuration:

- Probe: ES3DV3 - SN3124; ConvF(6.02,6.02,6.02); Calibrated: 8/20/2012;
- Sensor-Surface: 4 mm (Mechanical Surface Detection)
- Electronics: DAE4 Sn376; Calibrated: 9/3/2012
- Phantom: R#2 Triple Flat Phantom 5.1C (Rev.4); Type: QD 000 P51 CA; Serial: n/a
- DASY52 52.8.5(1059); SEMCAD X Version 14.6.8 (7028)

Communication System: CDMA 800; Frequency: 836.5 MHz; Channel: 384; Duty Cycle: 1:1.000

Medium Parameters used: $f=836.52$ MHz; $\sigma = 1.005$; $\epsilon_r = 53.86$ mho/m; $\rho = 1000$ kg/m³

0.6-2GHz Triple Flat Phone Template/Area Scan (15mm) (181x101x1):

Interpolated grid: dx=1.500 mm, dy=1.500 mm


Fast SAR: SAR(1g) = 0.445 W/kg; SAR(10g) = 0.307 W/kg

0.6-2GHz Triple Flat Phone Template/5x5x7 Zoom Scan (0.6-2GHz) (26x26x36)/Cube 0:

Interpolated grid: dx=1.600 mm, dy=1.600 mm, dz=1.000 mm

Reference Value = 20.475 V/m, Power Drift = -0.00344 dB

Averaged SAR: SAR(1g) = 0.442 W/kg; SAR(10g) = 0.312 W/kg



0.6-2GHz Triple Flat Phone Template

Test Laboratory: Motorola Mobility - CDMA 1900 Mobile Hotspot Exposure

DUT Serial: LXVE110035; FCC ID: IHDT56PB1

Procedure Notes: Power Step: All Up Bits; Antenna Position: Internal; Accessory Model #: N/A
Battery Model #: SNN5923A; Device Position: Front of Phone 10 mm from Phantom

DASY Configuration:

- Probe: ES3DV3 - SN3124; ConvF(4.76,4.76,4.76); Calibrated: 8/20/2012;
- Sensor-Surface: 4 mm (Mechanical Surface Detection)
- Electronics: DAE4 Sn376; Calibrated: 9/3/2012
- Phantom: R#2 Triple Flat Phantom 5.1C (Rev.4); Type: QD 000 P51 CA; Serial: n/a
- DASY52 52.8.5(1059); SEMCAD X Version 14.6.8 (7028)

Communication System: CDMA 1900; Frequency: 1880 MHz; Channel: 600; Duty Cycle: 1:1.000

Medium Parameters used: $f=1880$ MHz; $\sigma = 1.532$; $\epsilon_r = 49.15$ mho/m; $\rho = 1000$ kg/m³

0.6-2GHz Triple Flat Phone Template/Area Scan (15mm) (181x101x1):

Interpolated grid: dx=1.500 mm, dy=1.500 mm

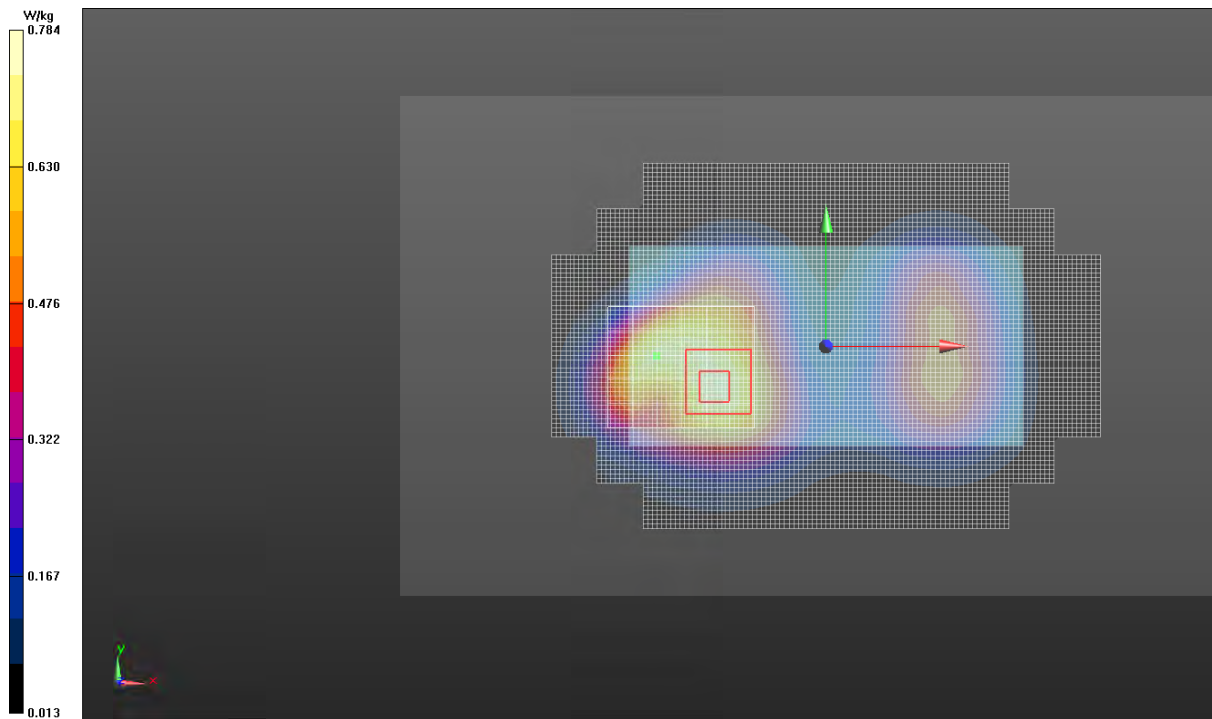
Fast SAR: SAR(1g) = 0.710 W/kg; SAR(10g) = 0.442 W/kg

0.6-2GHz Triple Flat Phone Template/5x5x7 Zoom Scan (0.6-2GHz) (31x26x36)/Cube 0:

Interpolated grid: dx=1.600 mm, dy=1.600 mm, dz=1.000 mm

Reference Value = 22.278 V/m, Power Drift = -0.00678 dB

Averaged SAR: SAR(1g) = 0.733 W/kg; SAR(10g) = 0.465 W/kg



0.6-2GHz Triple Flat Phone Template

Test Laboratory: Motorola Mobility - GSM 850 Mobile Hotspot Exposure

DUT Serial: LXVE110025; FCC ID: IHDT56PB1

Procedure Notes: Power Step: 5; Antenna Position: Internal; Accessory Model #: N/A
Battery Model #: SNN5923A; Device Position: Right Edge of Phone 10 mm from Phantom

DASY Configuration:

- Probe: ES3DV3 - SN3184; ConvF(6.19,6.19,6.19); Calibrated: 4/25/2012;
- Sensor-Surface: 4 mm (Mechanical Surface Detection)
- Electronics: DAE3 Sn378; Calibrated: 4/11/2012
- Phantom: R#-1, Triple Flat Phantom 5.1C (Rev.4); Type: QD 000 P51 CA; Serial: n/a
- DASY52 52.8.5(1059); SEMCAD X Version 14.6.8 (7028)

Communication System: GSM 850; Frequency: 836.6 MHz; Channel: 190; Duty Cycle: 1:2.075

Radio Configuration: GPRS Class 12, 4 Uplink Timeslots

Medium Parameters used: $f=836.6$ MHz; $\sigma = 0.9972$; $\epsilon_r = 53.55$ mho/m; $\rho = 1000$ kg/m³

Triple Flat Phone Template/Area Scan (10mm) (261x141x1):

Interpolated grid: dx=1.000 mm, dy=1.000 mm


Fast SAR: SAR(1g) = 0.330 W/kg; SAR(10g) = 0.223 W/kg

Triple Flat Phone Template/5x5x7 Zoom Scan (<=3GHz) (21x21x36)/Cube 0:

Interpolated grid: dx=1.600 mm, dy=1.600 mm, dz=1.000 mm

Reference Value = 18.784 V/m, Power Drift = -0.161 dB

Averaged SAR: SAR(1g) = 0.323 W/kg; SAR(10g) = 0.222 W/kg



Triple Flat Phone Template

Test Laboratory: Motorola Mobility - GSM 1900 Mobile Hotspot Exposure

DUT Serial: LXAA110025; FCC ID: IHDT56PB1

Procedure Notes: Power Step: 0; Antenna Position: Internal; Accessory Model #: N/A

Battery Model #: SNN5923A; Device Position: Front of Phone 10 mm from Phantom

DASY Configuration:

- Probe: ES3DV3 - SN3124; ConvF(4.76,4.76,4.76); Calibrated: 8/20/2012;
- Sensor-Surface: 4 mm (Mechanical Surface Detection)
- Electronics: DAE4 Sn376; Calibrated: 9/3/2012
- Phantom: R#2 Triple Flat Phantom 5.1C (Rev.4); Type: QD 000 P51 CA; Serial: n/a
- DASY52 52.8.5(1059); SEMCAD X Version 14.6.8 (7028)

Communication System: GSM 1900 MHz; Frequency: 1880 MHz; Channel: 661; Duty Cycle: 1:2.075

Radio Configuration: GPRS Class 12, 4 Uplink Timeslots

Medium Parameters used: $f=1880$ MHz; $\sigma = 1.530$; $\epsilon_r = 48.84$ mho/m; $\rho = 1000$ kg/m³

Triple Flat Phone Template/Area Scan (15mm) (181x101x1):

Interpolated grid: dx=1.500 mm, dy=1.500 mm


Fast SAR: SAR(1g) = 0.508 W/kg; SAR(10g) = 0.315 W/kg

Triple Flat Phone Template/5x5x7 Zoom Scan (<=3GHz) (31x31x36)/Cube 0:

Interpolated grid: dx=1.600 mm, dy=1.600 mm, dz=1.000 mm

Reference Value = 19.009 V/m, Power Drift = -0.090 dB

Averaged SAR: SAR(1g) = 0.502 W/kg; SAR(10g) = 0.319 W/kg



Triple Flat Phone Template

Test Laboratory: Motorola Mobility - WCDMA-850, Band 5 Mobile Hotspot Exposure
DUT Serial: LXVE110025; FCC ID: IHDT56PB1

Procedure Notes: Power Step: All Up Bits; Antenna Position: Internal; Accessory Model #: N/A
Battery Model #: SNN5923A; Device Position: Right Edge of Phone 10 mm from Phantom

DASY Configuration:

- Probe: ES3DV3 - SN3184; ConvF(6.19,6.19,6.19); Calibrated: 4/25/2012;
- Sensor-Surface: 4 mm (Mechanical Surface Detection)
- Electronics: DAE3 Sn378; Calibrated: 4/11/2012
- Phantom: R#-1, Triple Flat Phantom 5.1C (Rev.4); Type: QD 000 P51 CA; Serial: n/a
- DASY52 52.8.5(1059); SEMCAD X Version 14.6.8 (7028)

Communication System: WCDMA-850; Frequency: 836.0 MHz; Channel: 4180; Duty Cycle: 1:1.000

Medium Parameters used: $f=836$ MHz; $\sigma = 0.9966$; $\epsilon_r = 53.56$ mho/m; $\rho = 1000$ kg/m³

Triple Flat Phone Template/Area Scan (10mm) (261x141x1):

Interpolated grid: dx=1.000 mm, dy=1.000 mm


Fast SAR: SAR(1g) = 0.509 W/kg; SAR(10g) = 0.343 W/kg

Triple Flat Phone Template/5x5x7 Zoom Scan (<=3GHz) (21x21x36)/Cube 0:

Interpolated grid: dx=1.600 mm, dy=1.600 mm, dz=1.000 mm

Reference Value = 22.981 V/m, Power Drift = -0.00159 dB

Averaged SAR: SAR(1g) = 0.504 W/kg; SAR(10g) = 0.347 W/kg



Triple Flat Phone Template

Test Laboratory: Motorola Mobility - WCDMA-1900, Band 2 Mobile Hotspot Exposure
DUT Serial: LXVE110025; FCC ID: IHDT56PB1

Procedure Notes: Power Step: All Up Bits; Antenna Position: Internal; Accessory Model #: N/A
Battery Model #: SNN5923A; Device Position: Bottom Edge of Phone 10 mm from Phantom

DASY Configuration:

- Probe: ES3DV3 - SN3184; ConvF(4.88,4.88,4.88); Calibrated: 4/25/2012;
- Sensor-Surface: 4 mm (Mechanical Surface Detection)
- Electronics: DAE3 Sn378; Calibrated: 4/11/2012
- Phantom: R#-1, Triple Flat Phantom 5.1C (Rev.4); Type: QD 000 P51 CA; Serial: n/a
- DASY52 52.8.5(1059); SEMCAD X Version 14.6.8 (7028)

Communication System: WCDMA-1900; Frequency: 1908 MHz; Channel: 9538; Duty Cycle: 1:1.000

Medium Parameters used: $f=1907.6$ MHz; $\sigma = 1.571$; $\epsilon_r = 48.97$ mho/m; $\rho = 1000$ kg/m³

Triple Flat Phone Template/Area Scan (10mm) (261x141x1):

Interpolated grid: dx=1.000 mm, dy=1.000 mm


Fast SAR: SAR(1g) = 1.00 W/kg; SAR(10g) = 0.485 W/kg

Triple Flat Phone Template/5x5x7 Zoom Scan (<=3GHz) (21x21x36)/Cube 0:

Interpolated grid: dx=1.600 mm, dy=1.600 mm, dz=1.000 mm

Reference Value = 26.625 V/m, Power Drift = -0.080 dB

Averaged SAR: SAR(1g) = 0.975 W/kg; SAR(10g) = 0.481 W/kg



Triple Flat Phone Template

Test Laboratory: Motorola Mobility - 2450 MHz WI-FI Mobile Hotspot Exposure
DUT Serial: LXVE110019; FCC ID: IHDT56PB1

Procedure Notes: Power Step: N/A; Antenna Position: Internal; Accessory Model #: N/A
Battery Model #: SNN5923A; Device Position: Left Edge of Phone 10 mm from Phantom

DASY Configuration:

- Probe: EX3DV4 - SN3730; ConvF(6.86,6.86,6.86); Calibrated: 8/24/2012;
- Sensor-Surface: 4 mm (Mechanical Surface Detection)
- Electronics: DAE4 Sn784; Calibrated: 3/6/2013
- Phantom: R#-3, Triple Flat Phantom 5.1C (Rev.4); Type: QD 000 P51 CA; Serial: n/a
- DASY52 52.8.5(1059); SEMCAD X Version 14.6.8 (7028)

Communication System: 2450MHz WIFI; Frequency: 2437 MHz; Channel: 6; Duty Cycle: 1:1.000
Radio Configuration: 802.11b Mode, 1 Mbps Data Rate

Medium Parameters used: $f=2437$ MHz; $\sigma = 1.974$; $\epsilon_r = 50.34$ mho/m; $\rho = 1000$ kg/m³

2-3GHz Triple Flat Phone Template/Area Scan (10mm) (261x141x1):

Interpolated grid: dx=1.000 mm, dy=1.000 mm


Fast SAR: SAR(1g) = 0.226 W/kg; SAR(10g) = 0.101 W/kg

2-3GHz Triple Flat Phone Template/7x7x7 Zoom Scan (2-3GHz) (31x31x36)/Cube 0:

Interpolated grid: dx=1.000 mm, dy=1.000 mm, dz=1.000 mm

Reference Value = 8.235 V/m, Power Drift = -0.081 dB

Averaged SAR: SAR(1g) = 0.234 W/kg; SAR(10g) = 0.107 W/kg



2-3GHz Triple Flat Phone Template

Test Laboratory: Motorola Mobility - 5785 MHz WI-FI Mobile Hotspot Exposure
DUT Serial: LXVE110019; FCC ID: IHDT56PB1

Procedure Notes: Power Step: N/A; Antenna Position: Internal; Accessory Model #: N/A
Battery Model #: SNN5923A; Device Position: Left Edge of Phone 10 mm from Phantom

DASY Configuration:

- Probe: EX3DV4 - SN3730; ConvF(3.81,3.81,3.81); Calibrated: 8/24/2012;
- Sensor-Surface: 2 mm (Mechanical Surface Detection)
- Electronics: DAE4 Sn784; Calibrated: 3/6/2013
- Phantom: R#-3, Triple Flat Phantom 5.1C (Rev.4); Type: QD 000 P51 CA; Serial: n/a
- DASY52 52.8.5(1059); SEMCAD X Version 14.6.8 (7028)

Communication System: 5785 MHz Sub-Band; Frequency: 5785 MHz; Channel: 157; Duty Cycle: 1:1.000
Radio Configuration: 802.11a Mode, 6 Mbps Data Rate

Medium Parameters used: $f=5785$ MHz; $\sigma = 5.970$; $\epsilon_r = 44.14$ mho/m; $\rho = 1000$ kg/m³

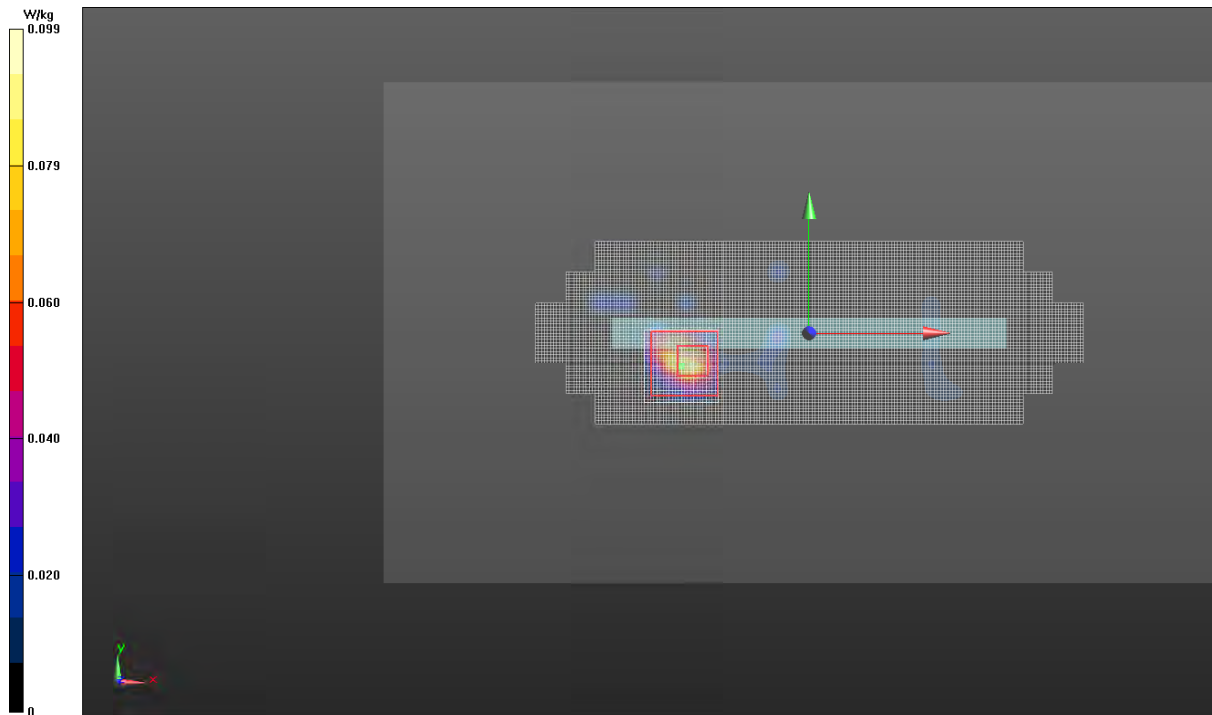
TRIPLE Flat Phone Against Flat Section/Area Scan - Body (10mm) (281x161x1):
Interpolated grid: dx=1.000 mm, dy=1.000 mm

Fast SAR: SAR(1g) = 0.0360 W/kg; SAR(10g) = 0.00744 W/kg

TRIPLE Flat Phone Against Flat Section/7x7x12 Zoom Scan (5-6GHz) (31x31x31)/Cube 0:
Interpolated grid: dx=0.800 mm, dy=0.800 mm, dz=0.400 mm

Reference Value = 3.270 V/m, Power Drift = -0.081 dB

Averaged SAR: SAR(1g) = 0.0452 W/kg; SAR(10g) = 0.00963 W/kg



TRIPLE Flat Phone Against Flat Section

Appendix 5

Measurement Uncertainty Budget

Uncertainty Budget for Device Under Test, for 735 MHz to 3 GHz

<i>a</i>	<i>b</i>	<i>c</i>	<i>d</i>	<i>e = f(d,k)</i>	<i>f</i>	<i>g</i>	<i>h = c x f / e</i>	<i>i = c x g / e</i>	<i>k</i>
Uncertainty Component	Description IEEE 1528(2003) / IEC 62209-1(2005)	Tol. (± %)	Prob Dist	Div.	<i>c_i</i> (1 g)	<i>c_i</i> (10 g)	1 g <i>u_i</i> (±%)	10 g <i>u_i</i> (±%)	<i>v_i</i>
Measurement System									
Probe Calibration [ES3DV3]	E.2.1 / 7.2.1	6.0	N	1.00	1	1	6.0	6.0	∞
Axial Isotropy	E.2.2 / 7.2.1.2	4.7	R	1.73	0.707	0.707	1.9	1.9	∞
Hemispherical Isotropy	E.2.2 / 7.2.1.2	9.6	R	1.73	0.707	0.707	3.9	3.9	∞
Boundary Effect	E.2.3 / 7.2.1.5	1.0	R	1.73	1	1	0.6	0.6	∞
Linearity	E.2.4 / 7.2.1.3	4.7	R	1.73	1	1	2.7	2.7	∞
System Detection Limits	E.2.5 / 7.2.1.4	1.0	R	1.73	1	1	0.6	0.6	∞
Readout Electronics	E.2.6 / 7.2.1.6	0.3	N	1.00	1	1	0.3	0.3	∞
Response Time	E.2.7 / 7.2.1.7	1.1	R	1.73	1	1	0.6	0.6	∞
Integration Time	E.2.8 / 7.2.1.8	1.1	R	1.73	1	1	0.6	0.6	∞
RF Ambient Conditions - Noise	E.6.1 / 7.2.3.6	3.0	R	1.73	1	1	1.7	1.7	∞
RF Ambient Conditions - Reflections	E.6.1 / 7.2.3.6	3.0	R	1.73	1	1	1.7	1.7	∞
Probe Positioner Mech. Tolerance	E.6.2 / 7.2.2.1	0.4	R	1.73	1	1	0.2	0.2	∞
Probe Positioning w.r.t Phantom	E.6.3 / 7.2.2.3	2.9	R	1.73	1	1	1.7	1.7	∞
Max. SAR Evaluation (ext., int., avg.)	E.5 / 7.2.4	3.4	R	1.73	1	1	2.0	2.0	∞
Test sample Related									
Test Sample Positioning	E.4.2 / 7.2.2.4	3.4	N	1.00	1	1	3.4	3.4	79
Device Holder Uncertainty	E.4.1 / 7.2.2.4.2	4.5	N	1.00	1	1	4.5	4.5	11
SAR drift	6.6.2 / 7.2.3.5	0.0	R	1.73	1	1	0.0	0.0	
Phantom and Tissue Parameters									
Phantom Uncertainty	E.3.1 / 7.2.2.2	6.1	R	1.73	1	1	3.5	3.5	∞
SAR Correction		1.9	R	1.73	1	0.84	1.1	0.9	∞
Liquid Conductivity (measurement)	E.3.3 / 7.2.3.3	1.3	N	1.00	0.64	0.43	0.9	0.6	6
Liquid Permittivity (measurement)	E.3.2 / 7.2.3.4	0.7	N	1.00	0.6	0.49	0.4	0.3	6
Combined Standard Uncertainty			RSS				11	11	390
Expanded Uncertainty (95% CONFIDENCE LEVEL)				<i>k=2</i>			22	22	

Uncertainty Budget for Device Under Test for 3 to 6 GHz

<i>a</i>	<i>b</i>	<i>c</i>	<i>d</i>	<i>e = f(d,k)</i>	<i>f</i>	<i>g</i>	<i>h = c x f / e</i>	<i>i = c x g / e</i>	<i>k</i>
Uncertainty Component	Description IEC 62209-2 (2010)	Tol. (± %)	Prob Dist	Div.	<i>c_i</i> (1 g)	<i>c_i</i> (10 g)	1 g <i>u_i</i> (±%)	10 g <i>u_i</i> (±%)	<i>v_i</i>
Measurement System									
Probe Calibration [EX3DV4]	7.2.2.1	6.6	N	1.00	1	1	6.6	6.6	∞
Axial Isotropy	7.2.2.2	4.7	R	1.73	0.707	0.707	1.9	1.9	∞
Hemispherical Isotropy	7.2.2.2	9.6	R	1.73	0.707	0.707	3.9	3.9	∞
Boundary Effect	7.2.2.6	2.0	R	1.73	1	1	1.2	1.2	∞
Linearity	7.2.2.5	4.7	R	1.73	1	1	2.7	2.7	∞
System Detection Limits	7.2.2	1.0	R	1.73	1	1	0.6	0.6	∞
Readout Electronics	7.2.2.7	0.3	N	1.00	1	1	0.3	0.3	∞
Response Time	7.2.2.8	1.1	R	1.73	1	1	0.6	0.6	∞
Integration Time	7.2.2.9	1.1	R	1.73	1	1	0.6	0.6	∞
RF Ambient Conditions - Noise	7.2.4.5	3.0	R	1.73	1	1	1.7	1.7	∞
RF Ambient Conditions - Reflections	7.2.4.5	3.0	R	1.73	1	1	1.7	1.7	∞
Probe Positioner Mech. Tolerance	7.2.3.1	1.0	R	1.73	1	1	0.6	0.6	∞
Probe Positioning w.r.t Phantom	7.2.3.3	6.7	R	1.73	1	1	3.9	3.9	∞
Max. SAR Evaluation (ext., int., avg.)	7.2.5.3	4.0	R	1.73	1	1	2.3	2.3	∞
Test sample Related									
Test Sample Positioning	7.2.3.4	3.4	N	1.00	1	1	3.4	3.4	79
Device Holder Uncertainty	7.2.3.4	4.5	N	1.00	1	1	4.5	4.5	11
SAR drift	7.2.2.10	0.0	R	1.73	1	1	0.0	0.0	
Phantom and Tissue Parameters									
Phantom Uncertainty	7.2.3.2	6.6	R	1.73	1	1	3.8	3.8	∞
SAR Correction	7.2.4.3	1.9	R	1.73	1	0.84	1.1	0.9	∞
Liquid Conductivity (measurement)	7.2.4.3	1.4	N	1.00	0.64	0.43	0.9	0.6	6
Liquid Permittivity (measurement)	7.2.4.3	0.7	N	1.00	0.6	0.49	0.4	0.4	6
Combined Standard Uncertainty			RSS				12	12	557
Expanded Uncertainty (95% CONFIDENCE LEVEL)			<i>k=2</i>				24	24	