



Pictures of Test Setup for HAC Testing IHDT56PB1



Figure 1. Phone Front and Back






Figure 2. Phone Front - Orientation and Measurement Plane for RF Emissions Testing



**Figure 3. Positioning and Measurement for RF Emissions**



**Figure 4. Positioning and Measurement for ABM (Telecoil) Emissions**

★ Axial at ( -0.4, 13.1 )    ★ Radial 1 at ( -10.8, 13.5 )    ★ Radial 2 at ( 2.8, 3.9 )



**Figure 5. Location of point measurements for ABM (Telecoil) Emissions**