

## **Appendix 1**

### **SAR Distribution Plots for Test System Verification**

## **System Accuracy Verification Measurements for Head SAR Measurements**

**Test Laboratory: Motorola Mobility - CW System Verification for SAR using Dipoles**  
**DUT Serial: D835V2 - SN:422tr; FCC ID: IHDT56PA1**

**DASY Configuration:**

- Probe: ES3DV3 - SN3184; ConvF(6.15,6.15,6.15); Calibrated: 4/25/2012;
- Sensor-Surface: 4 mm (Mechanical Surface Detection)
- Electronics: DAE3 Sn378; Calibrated: 4/11/2012
- Phantom: R#1 - Sugar SAM (extended range), Rev.2 (24-Feb-12); Type: SAM v4.0; Serial: TP-1156
- DASY52 52.8.5(1059); SEMCAD X Version 14.6.8 (7028)

Communication System: CW for SAR Dipoles; Frequency: 835.0 MHz; Channel: 3; Duty Cycle: 1:1.000

Medium Parameters used:  $f=835$  MHz;  $\sigma = 0.9342$ ;  $\epsilon_r = 41.08$  mho/m;  $\rho = 1000$  kg/m<sup>3</sup>

**Daily SPC Check/fastSAR, Dipole Area Scan (41x141x1):**

**Interpolated grid: dx=1.000 mm, dy=1.500 mm**

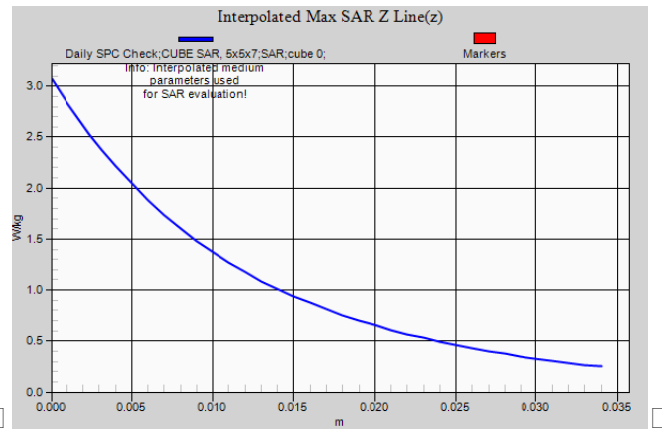
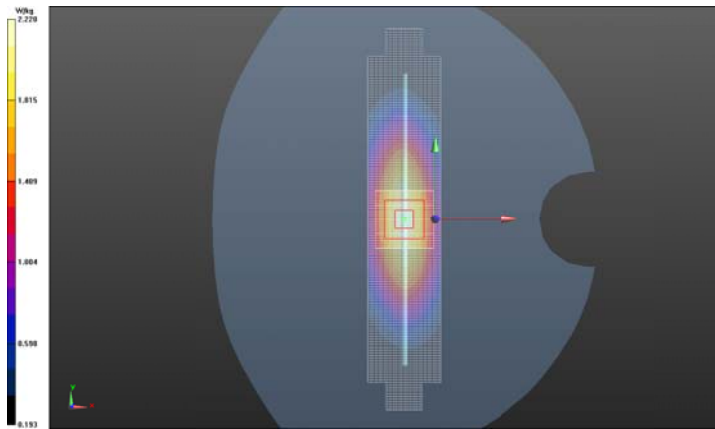
Fast SAR: SAR(1g) = 2.00 W/kg; SAR(10g) = 1.33 W/kg

**Daily SPC Check/CUBE SAR, 5x5x7 (21x21x36)/Cube 0:**

**Interpolated grid: dx=1.600 mm, dy=1.600 mm, dz=1.000 mm**

Reference Value = 49.400 V/m, Power Drift = -0.022 dB

Averaged SAR: SAR(1g) = 1.99 W/kg; SAR(10g) = 1.31 W/kg



**Daily SPC Check**

**Test Laboratory: Motorola Mobility - CW System Verification for SAR using Dipoles**  
**DUT Serial: D1800V2 - SN:259tr; FCC ID: IHDT56PA1**

**DASY Configuration:**

- Probe: ES3DV3 - SN3184; ConvF(5.48,5.48,5.48); Calibrated: 4/25/2012;
- Sensor-Surface: 4 mm (Mechanical Surface Detection)
- Electronics: DAE3 Sn378; Calibrated: 4/11/2012
- Phantom: R#-1, Triple Flat Phantom 5.1C (Rev.4); Type: QD 000 P51 CA; Serial: n/a
- DASY52 52.8.5(1059); SEMCAD X Version 14.6.8 (7028)

Communication System: CW for SAR Dipoles; Frequency: 1800 MHz; Channel: 8; Duty Cycle: 1:1.000

Medium Parameters used:  $f=1800$  MHz;  $\sigma = 1.346$ ;  $\epsilon_r = 36.87$  mho/m;  $\rho = 1000$  kg/m<sup>3</sup>

**Daily SPC Check/fastSAR, Dipole Area Scan (41x141x1):**

**Interpolated grid: dx=1.000 mm, dy=1.500 mm**

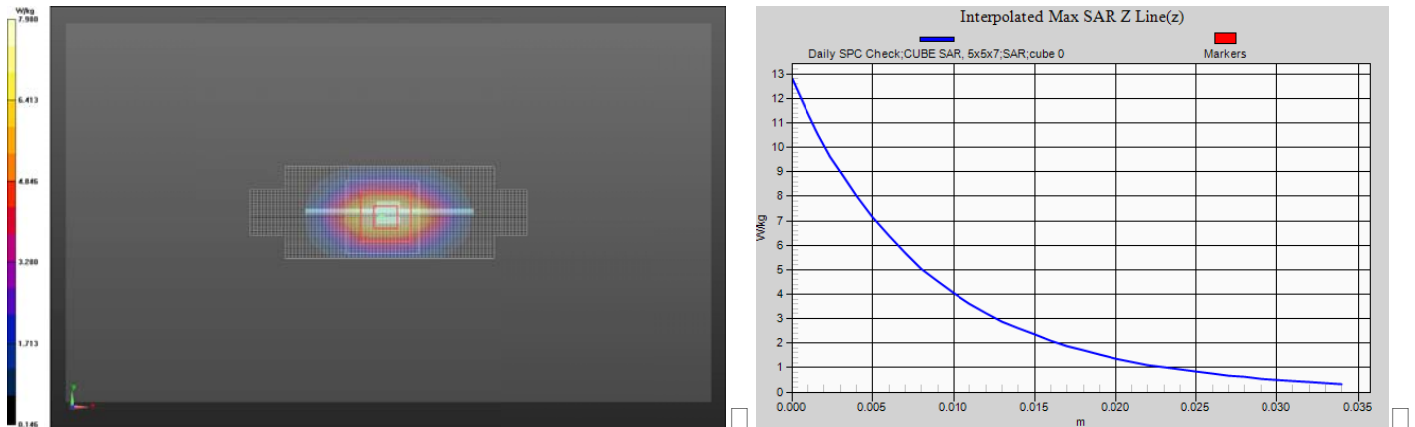
Fast SAR: SAR(1g) = 7.25 W/kg; SAR(10g) = 3.94 W/kg

**Daily SPC Check/CUBE SAR, 5x5x7 (21x21x36)/Cube 0:**

**Interpolated grid: dx=1.600 mm, dy=1.600 mm, dz=1.000 mm**

Reference Value = 77.915 V/m, Power Drift = -0.00693 dB

Averaged SAR: SAR(1g) = 7.17 W/kg; SAR(10g) = 3.79 W/kg



**Daily SPC Check**

**Test Laboratory: Motorola Mobility - CW System Verification for SAR using Dipoles**  
**DUT Serial: D835V2 - SN:436tr; FCC ID: IHDT56PA1**

**DASY Configuration:**

- Probe: ES3DV3 - SN3124; ConvF(6.01,6.01,6.01); Calibrated: 8/20/2012;
- Sensor-Surface: 4 mm (Mechanical Surface Detection)
- Electronics: DAE4 Sn376; Calibrated: 9/3/2012
- Phantom: R#2 Sugar SAM (extended range), Rev.2 (24-Feb-12); Type: SAM v4.0; Serial: TP-1235
- DASY52 52.8.5(1059); SEMCAD X Version 14.6.8 (7028)

Communication System: CW for SAR Dipoles; Frequency: 835.0 MHz; Channel: 3; Duty Cycle: 1:1.000

Medium Parameters used:  $f=835$  MHz;  $\sigma = 0.9287$ ;  $\epsilon_r = 40.85$  mho/m;  $\rho = 1000$  kg/m<sup>3</sup>

**Daily SPC Check/fastSAR, Dipole Area Scan (41x141x1):**

**Interpolated grid: dx=1.000 mm, dy=1.500 mm**

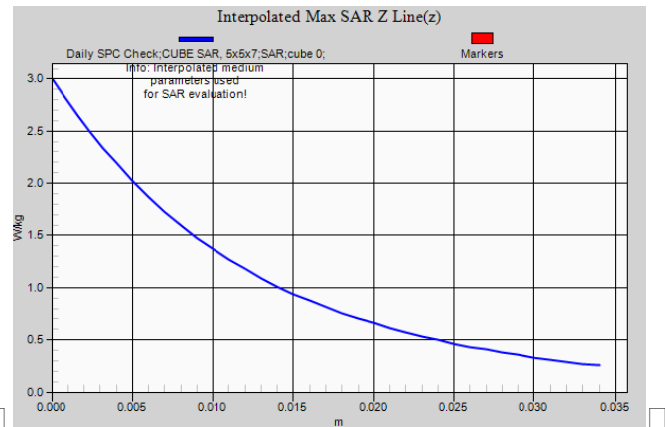
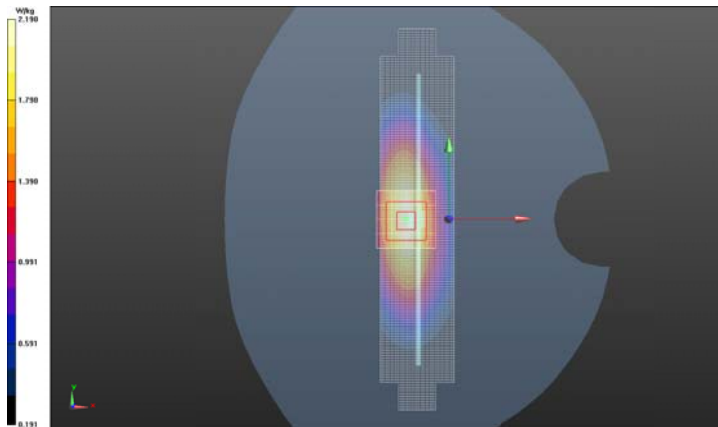
Fast SAR: SAR(1g) = 2.00 W/kg; SAR(10g) = 1.33 W/kg

**Daily SPC Check/CUBE SAR, 5x5x7 (21x21x36)/Cube 0:**

**Interpolated grid: dx=1.600 mm, dy=1.600 mm, dz=1.000 mm**

Reference Value = 47.311 V/m, Power Drift = 0.00285 dB

Averaged SAR: SAR(1g) = 1.98 W/kg; SAR(10g) = 1.30 W/kg



**Daily SPC Check**

**Test Laboratory: Motorola Mobility - CW System Verification for SAR using Dipoles**  
**DUT Serial: D1800V2 - SN:2d190; FCC ID: IHDT56PA1**

**DASY Configuration:**

- Probe: ES3DV3 - SN3124; ConvF(5.07,5.07,5.07); Calibrated: 8/20/2012;
- Sensor-Surface: 4 mm (Mechanical Surface Detection)
- Electronics: DAE4 Sn376; Calibrated: 9/3/2012
- Phantom: R#2 Triple Flat Phantom 5.1C (Rev.4); Type: QD 000 P51 CA; Serial: n/a
- DASY52 52.8.5(1059); SEMCAD X Version 14.6.8 (7028)

Communication System: CW for SAR Dipoles; Frequency: 1800 MHz; Channel: 8; Duty Cycle: 1:1.000

Medium Parameters used:  $f=1800$  MHz;  $\sigma = 1.380$ ;  $\epsilon_r = 37.35$  mho/m;  $\rho = 1000$  kg/m<sup>3</sup>

**Daily SPC Check/fastSAR, Dipole Area Scan (41x141x1):**

**Interpolated grid: dx=1.000 mm, dy=1.500 mm**

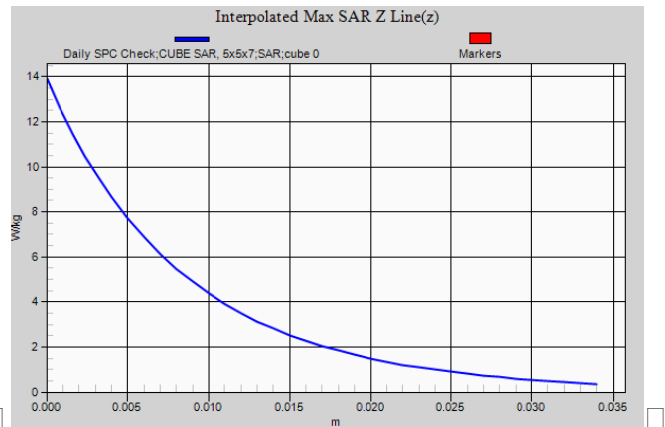

Fast SAR: SAR(1g) = 7.75 W/kg; SAR(10g) = 4.21 W/kg

**Daily SPC Check/CUBE SAR, 5x5x7 (21x21x36)/Cube 0:**

**Interpolated grid: dx=1.600 mm, dy=1.600 mm, dz=1.000 mm**

Reference Value = 80.348 V/m, Power Drift = -0.00108 dB

Averaged SAR: SAR(1g) = 7.66 W/kg; SAR(10g) = 4.06 W/kg



**Daily SPC Check**

**Test Laboratory: Motorola Mobility - CW System Verification for SAR using Dipoles**  
**DUT Serial: D2450V2 - SN:863; FCC ID: IHDT56PA1**

**DASY Configuration:**

- Probe: EX3DV4 - SN3730; ConvF(6.90,6.90,6.90), Calibrated: 8/24/2012;
- Sensor-Surface: 4 mm (Mechanical Surface Detection)
- Electronics: DAE4 Sn699; Calibrated: 9/12/2012
- Phantom: R#3, 2450 WiFi SAM (extended range), Rev.2 (24-Feb-12); Type: SAM v4.0; Serial: TP-1153
- DASY52 52.8.5(1059); SEMCAD X Version 14.6.8 (7028)

Communication System: CW for SAR Dipoles; Frequency: 2450 MHz; Channel: 11; Duty Cycle: 1:1.000

Medium Parameters used:  $f=2450$  MHz;  $\sigma = 1.813$ ;  $\epsilon_r = 37.16$  mho/m;  $\rho = 1000$  kg/m<sup>3</sup>

**Daily SPC Check/fastSAR, Dipole Area Scan (41x141x1):**

**Interpolated grid: dx=1.000 mm, dy=1.500 mm**

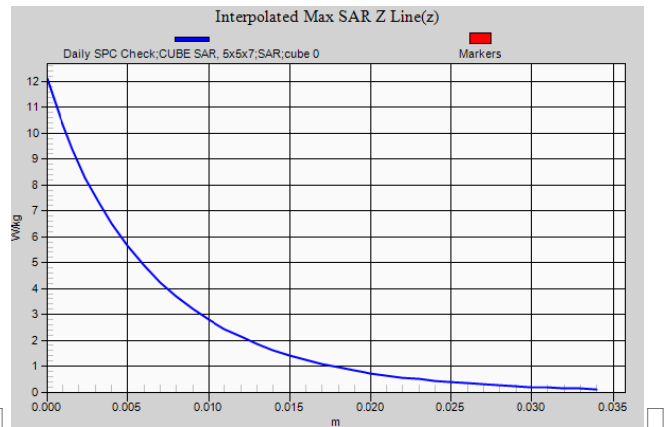
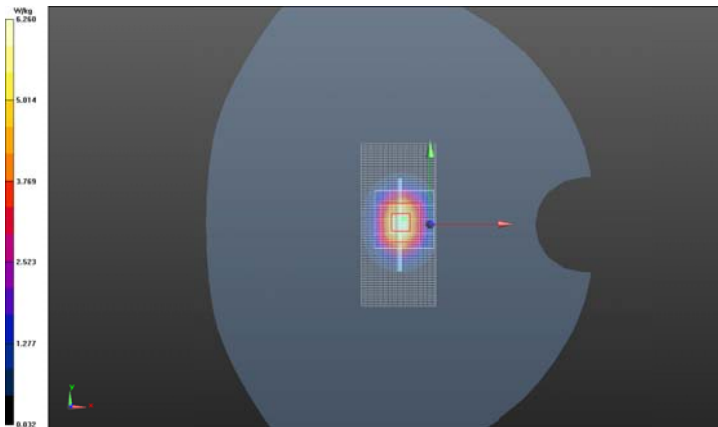
Fast SAR: SAR(1g) = 5.81 W/kg; SAR(10g) = 2.73 W/kg

**Daily SPC Check/CUBE SAR, 5x5x7 (21x21x36)/Cube 0:**

**Interpolated grid: dx=1.600 mm, dy=1.600 mm, dz=1.000 mm**

Reference Value = 59.838 V/m, Power Drift = -0.061 dB

Averaged SAR: SAR(1g) = 5.64 W/kg; SAR(10g) = 2.60 W/kg



**Daily SPC Check**

**Test Laboratory: Motorola Mobility - CW System Verification for SAR using Dipoles**  
**DUT Serial: D2600V2 - SN:1055; FCC ID: IHDT56PA1**

**DASY Configuration:**

- Probe: EX3DV4 - SN3730; ConvF(6.72,6.72,6.72); Calibrated: 8/24/2012;
- Sensor-Surface: 4 mm (Mechanical Surface Detection)
- Electronics: DAE4 Sn699; Calibrated: 9/12/2012
- Phantom: R#-3, Triple Flat Phantom 5.1C (Rev.4); Type: QD 000 P51 CA; Serial: n/a
- DASY52 52.8.5(1059); SEMCAD X Version 14.6.8 (7028)

Communication System: CW for SAR Dipoles; Frequency: 2600 MHz; Channel: 12; Duty Cycle: 1:1.000

Medium Parameters used:  $f=2600$  MHz;  $\sigma = 1.957$ ;  $\epsilon_r = 37.08$  mho/m;  $\rho = 1000$  kg/m<sup>3</sup>

**Daily SPC Check/fastSAR, Dipole Area Scan (41x141x1):**

**Interpolated grid: dx=1.000 mm, dy=1.500 mm**

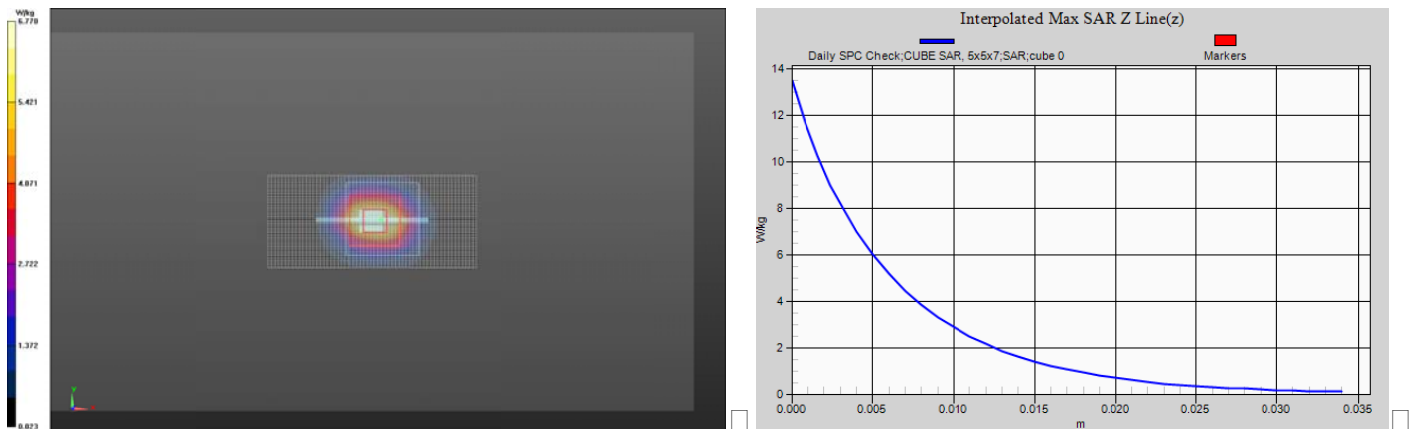
Fast SAR: SAR(1g) = 6.23 W/kg; SAR(10g) = 2.80 W/kg

**Daily SPC Check/CUBE SAR, 5x5x7 (21x21x36)/Cube 0:**

**Interpolated grid: dx=1.600 mm, dy=1.600 mm, dz=1.000 mm**

Reference Value = 59.010 V/m, Power Drift = -0.078 dB

Averaged SAR: SAR(1g) = 6.08 W/kg; SAR(10g) = 2.71 W/kg



**Daily SPC Check**

**Test Laboratory: Motorola Mobility - CW System Verification for SAR using Dipoles**  
**DUT Serial: D5GHzV2 - SN:1088; FCC ID: IHDT56PA1**

**DASY Configuration:**

- Probe: EX3DV4 - SN3730; ConvF(4.90,4.90,4.90); Calibrated: 8/24/2012;
- Sensor-Surface: 2 mm (Mechanical Surface Detection)
- Electronics: DAE4 Sn699; Calibrated: 9/12/2012
- Phantom: R#3, 5GHz SAM, REV.2 (13nov12); Type: SAM; Serial: TP-1106
- DASY52 52.8.5(1059); SEMCAD X Version 14.6.8 (7028)

Communication System: CW for SAR Dipoles; Frequency: 5200 MHz; Channel: 15; Duty Cycle: 1:1.000

Medium Parameters used:  $f=5200$  MHz;  $\sigma = 4.656$ ;  $\epsilon_r = 34.42$  mho/m;  $\rho = 1000$  kg/m<sup>3</sup>

**Daily SPC Check/fastSAR, Dipole Area Scan (41x211x1):**

**Interpolated grid: dx=1.000 mm, dy=1.000 mm**

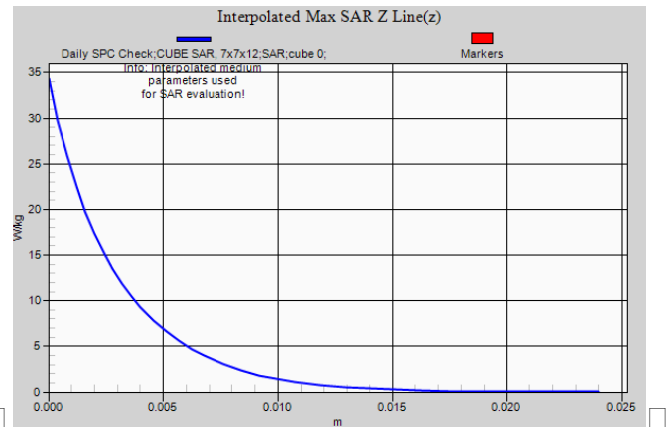

Fast SAR: SAR(1g) = 7.97 W/kg; SAR(10g) = 2.17 W/kg

**Daily SPC Check/CUBE SAR, 7x7x12 (31x31x31)/Cube 0:**

**Interpolated grid: dx=0.800 mm, dy=0.800 mm, dz=0.400 mm**

Reference Value = 64.427 V/m, Power Drift = 0.034 dB

Averaged SAR: SAR(1g) = 8.19 W/kg; SAR(10g) = 2.32 W/kg



**Daily SPC Check**

**Test Laboratory: Motorola Mobility CW System Verification for SAR using Dipoles**  
**DUT Serial: D5GHzV2 - SN:1088; FCC ID: IHDT56PA1**

**DASY Configuration:**

- Probe: EX3DV4 - SN3730; ConvF(4.90,4.90,4.90); Calibrated: 8/24/2012;
- Sensor-Surface: 2 mm (Mechanical Surface Detection)
- Electronics: DAE4 Sn784; Calibrated: 3/6/2013
- Phantom: R#3, 5GHz SAM, REV.2 (13nov12); Type: SAM; Serial: TP-1106
- DASY52 52.8.5(1059); SEMCAD X Version 14.6.8 (7028)

Communication System: CW for SAR Dipoles; Frequency: 5200 MHz; Channel: 15; Duty Cycle: 1:1.000

Medium Parameters used:  $f=5200$  MHz;  $\sigma = 4.707$ ;  $\epsilon_r = 34.83$  mho/m;  $\rho = 1000$  kg/m<sup>3</sup>

**Daily SPC Check/fastSAR, Dipole Area Scan (41x211x1):**

**Interpolated grid: dx=1.000 mm, dy=1.000 mm**

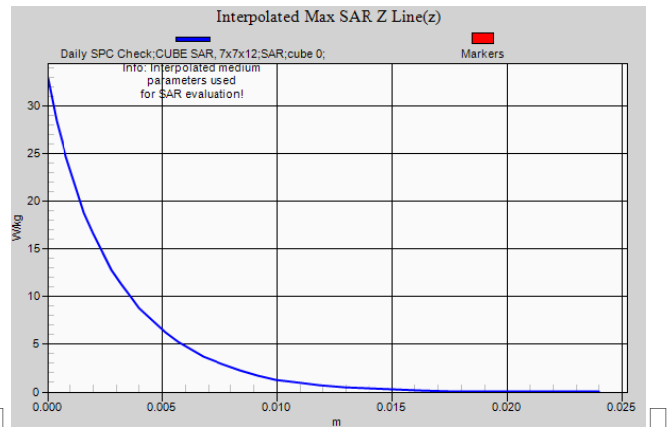
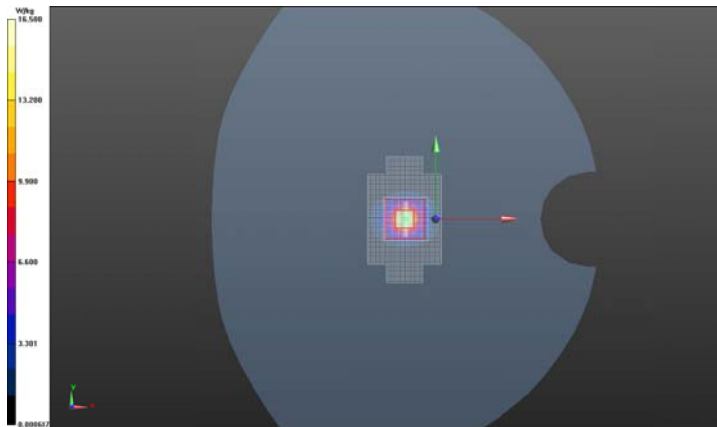
Fast SAR: SAR(1g) = 7.67 W/kg; SAR(10g) = 2.10 W/kg

**Daily SPC Check/CUBE SAR, 7x7x12 (31x31x31)/Cube 0:**

**Interpolated grid: dx=0.800 mm, dy=0.800 mm, dz=0.400 mm**

Reference Value = 63.229 V/m, Power Drift = -0.025 dB

Averaged SAR: SAR(1g) = 7.85 W/kg; SAR(10g) = 2.22 W/kg



**Daily SPC Check**

**Test Laboratory: Motorola Mobility - CW System Verification for SAR using Dipoles**  
**DUT Serial: D5GHzV2 - SN:1088; FCC ID: IHDT56PA1**

**DASY Configuration:**

- Probe: EX3DV4 - SN3730; ConvF(4.24,4.24,4.24); Calibrated: 8/24/2012;
- Sensor-Surface: 2 mm (Mechanical Surface Detection)
- Electronics: DAE4 Sn699; Calibrated: 9/12/2012
- Phantom: R#3, 5GHz SAM, REV.2 (13nov12); Type: SAM; Serial: TP-1106
- DASY52 52.8.5(1059); SEMCAD X Version 14.6.8 (7028)

Communication System: CW for SAR Dipoles; Frequency: 5800 MHz; Channel: 20; Duty Cycle: 1:1.000

Medium Parameters used:  $f=5800$  MHz;  $\sigma = 5.346$ ;  $\epsilon_r = 33.00$  mho/m;  $\rho = 1000$  kg/m<sup>3</sup>

**Daily SPC Check/fastSAR, Dipole Area Scan (41x211x1):**

**Interpolated grid: dx=1.000 mm, dy=1.000 mm**

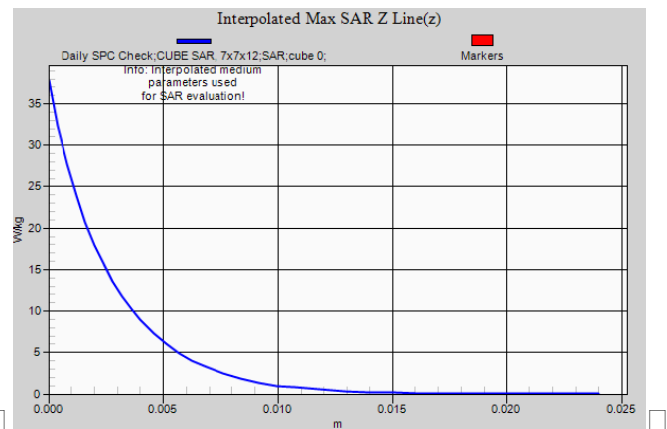

Fast SAR: SAR(1g) = 7.91 W/kg; SAR(10g) = 2.17 W/kg

**Daily SPC Check/CUBE SAR, 7x7x12 (31x31x31)/Cube 0:**

**Interpolated grid: dx=0.800 mm, dy=0.800 mm, dz=0.400 mm**

Reference Value = 61.064 V/m, Power Drift = -0.014 dB

Averaged SAR: SAR(1g) = 8.26 W/kg; SAR(10g) = 2.31 W/kg



**Daily SPC Check**

**Test Laboratory: Motorola Mobility - CW System Verification for SAR using Dipoles**  
**DUT Serial: D750V3 - SN:1040; FCC ID: IHDT56PA1**

**DASY Configuration:**

- Probe: ES3DV3 - SN3037; ConvF(6.46,6.46,6.46); Calibrated: 9/13/2012;
- Sensor-Surface: 4 mm (Mechanical Surface Detection)
- Electronics: DAE4 Sn703; Calibrated: 9/11/2012
- Phantom: R#4 Glycol SAM (extended range), Rev.2 (24-Feb-12); Type: SAM v4.0; Serial: TP-1162
- DASY52 52.8.5(1059); SEMCAD X Version 14.6.8 (7028)

Communication System: CW for SAR Dipoles; Frequency: 750.0 MHz; Channel: 2; Duty Cycle: 1:1.000

Medium Parameters used:  $f=750$  MHz;  $\sigma = 0.8581$ ;  $\epsilon_r = 40.93$  mho/m;  $\rho = 1000$  kg/m<sup>3</sup>

**Daily SPC Check/fastSAR, Dipole Area Scan (41x141x1):**

**Interpolated grid: dx=1.000 mm, dy=1.500 mm**

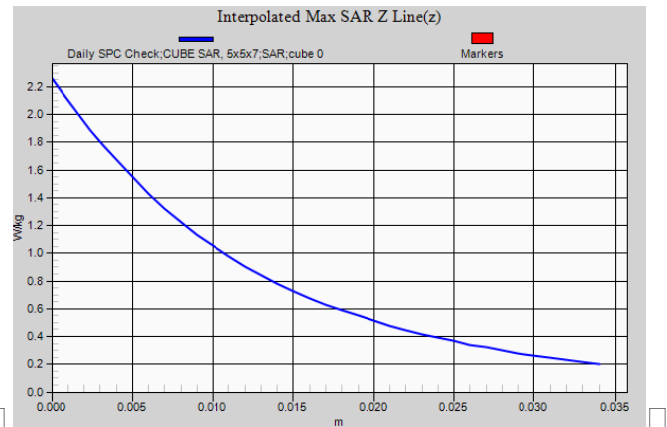
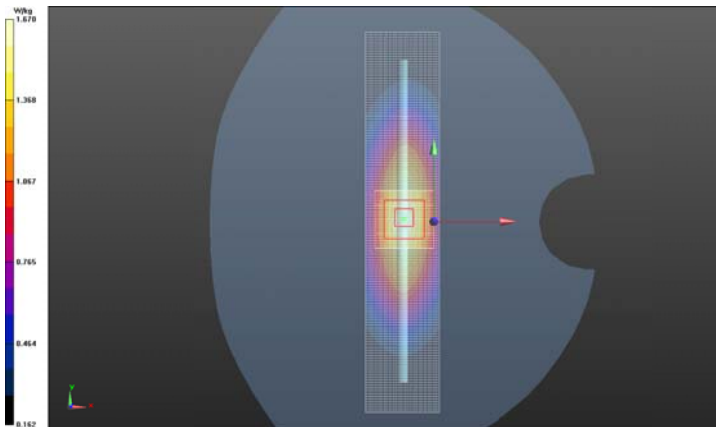
Fast SAR: SAR(1g) = 1.59 W/kg; SAR(10g) = 1.06 W/kg

**Daily SPC Check/CUBE SAR, 5x5x7 (21x21x36)/Cube 0:**

**Interpolated grid: dx=1.600 mm, dy=1.600 mm, dz=1.000 mm**

Reference Value = 44.789 V/m, Power Drift = -0.00699 dB

Averaged SAR: SAR(1g) = 1.58 W/kg; SAR(10g) = 1.04 W/kg



**Daily SPC Check**

**Test Laboratory: Motorola Mobility - CW System Verification for SAR using Dipoles**  
**DUT Serial: D835V2 - SN:423tr; FCC ID: IHDT56PA1**

**DASY Configuration:**

- Probe: ES3DV3 - SN3037; ConvF(6.23,6.23,6.23); Calibrated: 9/13/2012;
- Sensor-Surface: 4 mm (Mechanical Surface Detection)
- Electronics: DAE4 Sn703; Calibrated: 9/11/2012
- Phantom: R#4 Sugar SAM (extended range), Rev.2 (24-Feb-12); Type: SAM v4.0; Serial: TP-1132
- DASY52 52.8.5(1059); SEMCAD X Version 14.6.8 (7028)

Communication System: CW for SAR Dipoles; Frequency: 835.0 MHz; Channel: 3; Duty Cycle: 1:1.000

Medium Parameters used:  $f=835$  MHz;  $\sigma = 0.9264$ ;  $\epsilon_r = 40.74$  mho/m;  $\rho = 1000$  kg/m<sup>3</sup>

**Daily SPC Check/fastSAR, Dipole Area Scan (41x141x1):**

**Interpolated grid: dx=1.000 mm, dy=1.500 mm**

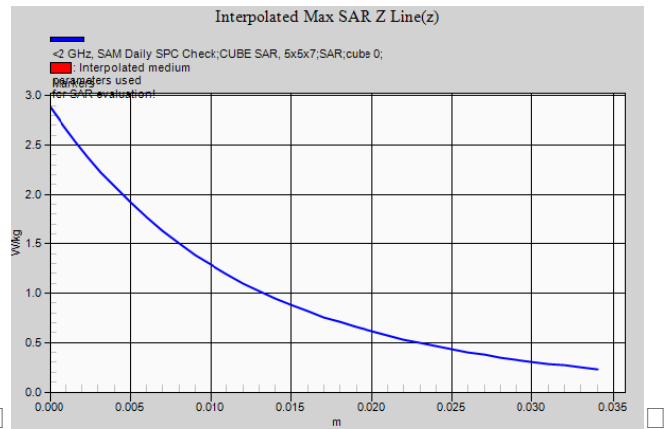
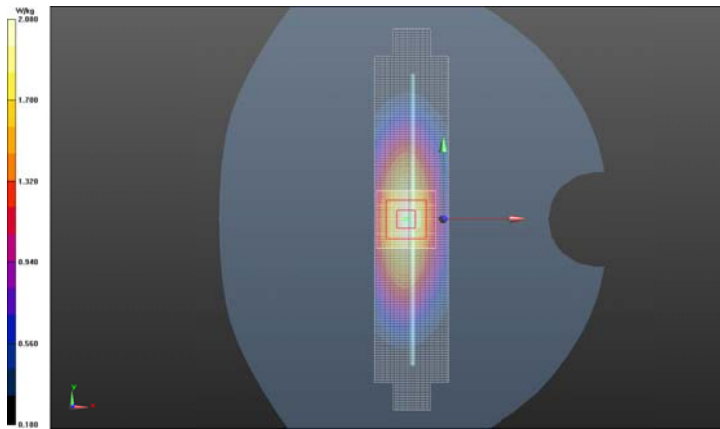
Fast SAR: SAR(1g) = 1.88 W/kg; SAR(10g) = 1.26 W/kg

**Daily SPC Check/CUBE SAR, 5x5x7 (21x21x36)/Cube 0:**

**Interpolated grid: dx=1.600 mm, dy=1.600 mm, dz=1.000 mm**

Reference Value = 47.356 V/m, Power Drift = -0.00336 dB

Averaged SAR: SAR(1g) = 1.88 W/kg; SAR(10g) = 1.23 W/kg



**<2 GHz, SAM Daily SPC Check**

**Test Laboratory: Motorola Mobility - CW System Verification for SAR using Dipoles**  
**DUT Serial: D835V2 - SN:423tr; FCC ID: IHDT56PA1**

**DASY Configuration:**

- Probe: ES3DV3 - SN3037; ConvF(6.23,6.23,6.23); Calibrated: 9/13/2012;
- Sensor-Surface: 4 mm (Mechanical Surface Detection)
- Electronics: DAE4 Sn703; Calibrated: 9/11/2012
- Phantom: R#4 Sugar SAM (extended range), Rev.2 (24-Feb-12); Type: SAM v4.0; Serial: TP-1132
- DASY52 52.8.5(1059); SEMCAD X Version 14.6.8 (7028)

Communication System: CW for SAR Dipoles; Frequency: 835.0 MHz; Channel: 3; Duty Cycle: 1:1.000

Medium Parameters used:  $f=835$  MHz;  $\sigma = 0.9291$ ;  $\epsilon_r = 41.64$  mho/m;  $\rho = 1000$  kg/m<sup>3</sup>

**<2 GHz, SAM Daily SPC Check/fastSAR, Dipole Area Scan (41x141x1):**

**Interpolated grid: dx=1.000 mm, dy=1.500 mm**

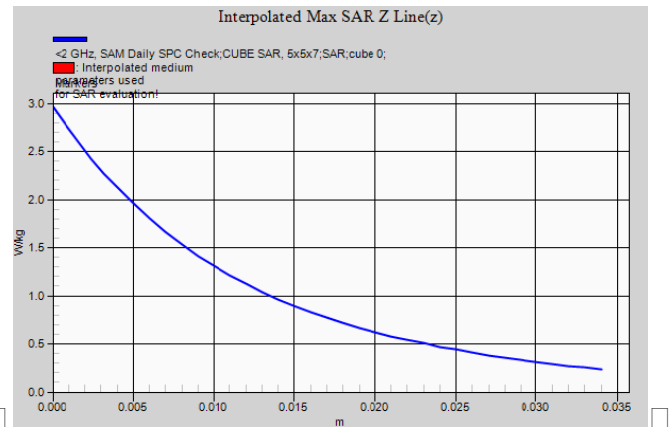
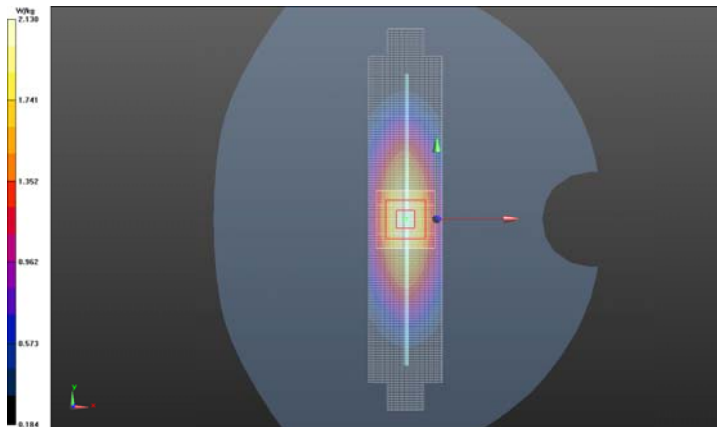
Fast SAR: SAR(1g) = 1.93 W/kg; SAR(10g) = 1.28 W/kg

**<2 GHz, SAM Daily SPC Check/CUBE SAR, 5x5x7 (21x21x36)/Cube 0:**

**Interpolated grid: dx=1.600 mm, dy=1.600 mm, dz=1.000 mm**

Reference Value = 48.768 V/m, Power Drift = -0.065 dB

Averaged SAR: SAR(1g) = 1.92 W/kg; SAR(10g) = 1.26 W/kg



**<2 GHz, SAM Daily SPC Check**

**Test Laboratory: Motorola Mobility - CW System Verification for SAR using Dipoles**  
**DUT Serial: D1800V2 - SN:2d191; FCC ID: IHDT56PA1**

**DASY Configuration:**

- Probe: ES3DV3 - SN3037; ConvF(5.15,5.15,5.15); Calibrated: 9/13/2012;
- Sensor-Surface: 4 mm (Mechanical Surface Detection)
- Electronics: DAE4 Sn703; Calibrated: 9/11/2012
- Phantom: R#4 Triple Flat Phantom 5.1C (Rev.4); Type: QD 000 P51 CA; Serial: n/a
- DASY52 52.8.5(1059); SEMCAD X Version 14.6.8 (7028)

Communication System: CW for SAR Dipoles; Frequency: 1800 MHz; Channel: 8; Duty Cycle: 1:1.000

Medium Parameters used:  $f=1800$  MHz;  $\sigma = 1.359$ ;  $\epsilon_r = 36.88$  mho/m;  $\rho = 1000$  kg/m<sup>3</sup>

**Daily SPC Check/fastSAR, Dipole Area Scan (41x141x1):**

**Interpolated grid: dx=1.000 mm, dy=1.500 mm**

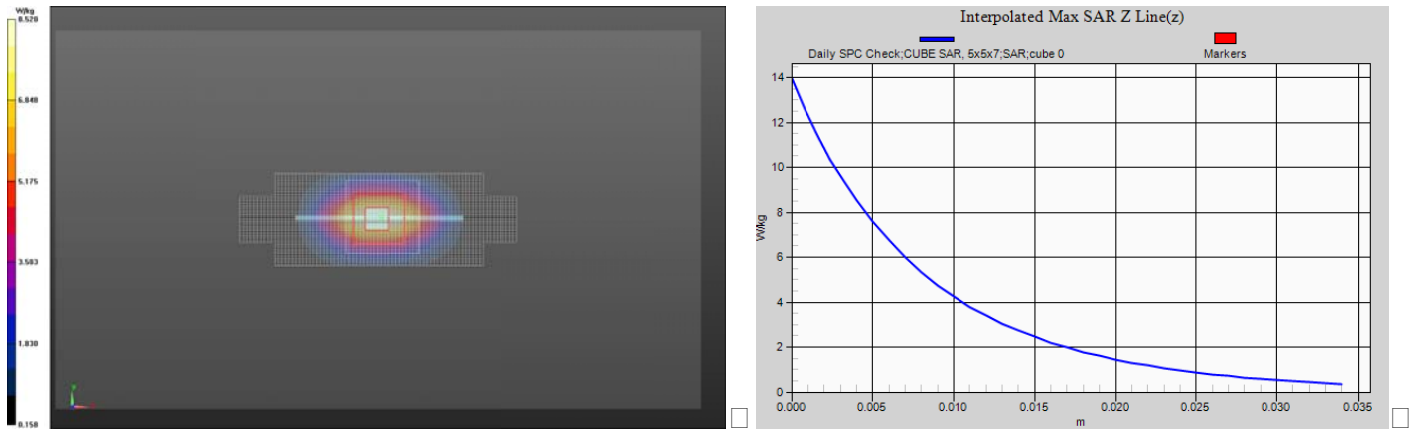
Fast SAR: SAR(1g) = 7.69 W/kg; SAR(10g) = 4.18 W/kg

**Daily SPC Check/CUBE SAR, 5x5x7 (21x21x36)/Cube 0:**

**Interpolated grid: dx=1.600 mm, dy=1.600 mm, dz=1.000 mm**

Reference Value = 80.823 V/m, Power Drift = -0.029 dB

Averaged SAR: SAR(1g) = 7.61 W/kg; SAR(10g) = 4.01 W/kg



**Daily SPC Check**

**Test Laboratory: Motorola Mobility - CW System Verification for SAR using Dipoles**  
**DUT Serial: D1800V2 - SN:2d191; FCC ID: IHDT56PA1**

**DASY Configuration:**

- Probe: ES3DV3 - SN3037; ConvF(5.15,5.15,5.15); Calibrated: 9/13/2012;
- Sensor-Surface: 4 mm (Mechanical Surface Detection)
- Electronics: DAE4 Sn703; Calibrated: 9/11/2012
- Phantom: R#4 Glycol SAM (extended range), Rev.2 (24-Feb-12); Type: SAM v4.0; Serial: TP-1162
- DASY52 52.8.5(1059); SEMCAD X Version 14.6.8 (7028)

Communication System: CW for SAR Dipoles; Frequency: 1800 MHz; Channel: 8; Duty Cycle: 1:1.000

Medium Parameters used:  $f=1800$  MHz;  $\sigma = 1.303$ ;  $\epsilon_r = 38.86$  mho/m;  $\rho = 1000$  kg/m<sup>3</sup>

**<2 GHz, SAM Daily SPC Check/fastSAR, Dipole Area Scan (41x141x1):**

**Interpolated grid: dx=1.000 mm, dy=1.500 mm**

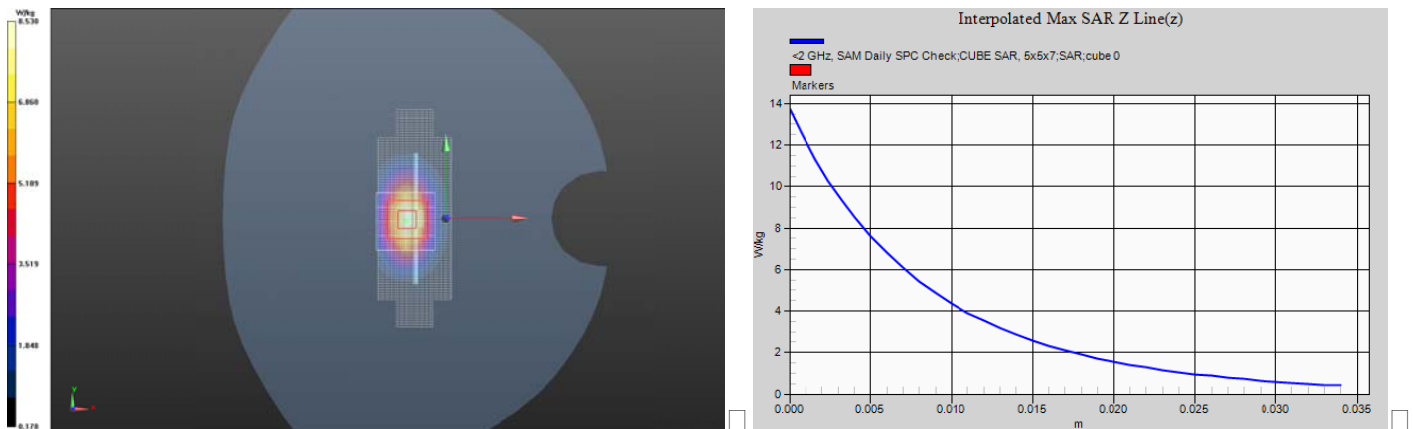
Fast SAR: SAR(1g) = 8.01 W/kg; SAR(10g) = 4.29 W/kg

**<2 GHz, SAM Daily SPC Check/CUBE SAR, 5x5x7 (21x21x36)/Cube 0:**

**Interpolated grid: dx=1.600 mm, dy=1.600 mm, dz=1.000 mm**

Reference Value = 77.637 V/m, Power Drift = 0.027 dB

Averaged SAR: SAR(1g) = 7.92 W/kg; SAR(10g) = 4.16 W/kg



**<2 GHz, SAM Daily SPC Check**

## **System Accuracy Verification Measurements for Body SAR Measurements**

**Test Laboratory: Motorola Mobility - CW System Verification for SAR using Dipoles**  
**DUT Serial: D835V2 - SN:422tr; FCC ID: IHDT56PA1**

**DASY Configuration:**

- Probe: ES3DV3 - SN3184; ConvF(6.19,6.19,6.19); Calibrated: 4/25/2012;
- Sensor-Surface: 4 mm (Mechanical Surface Detection)
- Electronics: DAE3 Sn378; Calibrated: 4/11/2012
- Phantom: R#-1, Triple Flat Phantom 5.1C (Rev.4); Type: QD 000 P51 CA; Serial: n/a
- DASY52 52.8.5(1059); SEMCAD X Version 14.6.8 (7028)

Communication System: CW for SAR Dipoles; Frequency: 835.0 MHz; Channel: 3; Duty Cycle: 1:1.000

Medium Parameters used:  $f=835$  MHz;  $\sigma = 1.001$ ;  $\epsilon_r = 53.25$  mho/m;  $\rho = 1000$  kg/m<sup>3</sup>

**Daily SPC Check/fastSAR, Dipole Area Scan (41x141x1):**

**Interpolated grid: dx=1.000 mm, dy=1.500 mm**

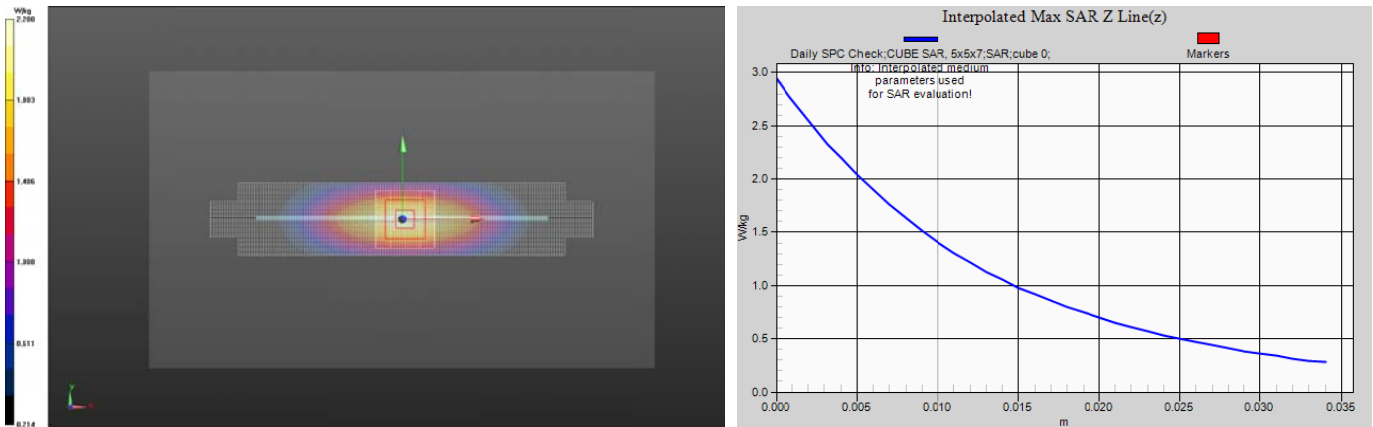
Fast SAR: SAR(1g) = 1.97 W/kg; SAR(10g) = 1.31 W/kg

**Daily SPC Check/CUBE SAR, 5x5x7 (21x21x36)/Cube 0:**

**Interpolated grid: dx=1.600 mm, dy=1.600 mm, dz=1.000 mm**

Reference Value = 47.630 V/m, Power Drift = -0.015 dB

Averaged SAR: SAR(1g) = 1.97 W/kg; SAR(10g) = 1.31 W/kg



**Daily SPC Check**

**Test Laboratory: Motorola Mobility - CW System Verification for SAR using Dipoles**  
**DUT Serial: D1800V2 - SN:259tr; FCC ID: IHDT56PA1**

**DASY Configuration:**

- Probe: ES3DV3 - SN3184; ConvF(4.88,4.88,4.88); Calibrated: 4/25/2012;
- Sensor-Surface: 4 mm (Mechanical Surface Detection)
- Electronics: DAE3 Sn378; Calibrated: 4/11/2012
- Phantom: R#-1, Triple Flat Phantom 5.1C (Rev.4); Type: QD 000 P51 CA; Serial: n/a
- DASY52 52.8.5(1059); SEMCAD X Version 14.6.8 (7028)

Communication System: CW for SAR Dipoles; Frequency: 1800 MHz; Channel: 8; Duty Cycle: 1:1.000

Medium Parameters used:  $f=1800$  MHz;  $\sigma = 1.420$ ;  $\epsilon_r = 49.97$  mho/m;  $\rho = 1000$  kg/m<sup>3</sup>

**Daily SPC Check/fastSAR, Dipole Area Scan (41x141x1):**

**Interpolated grid: dx=1.000 mm, dy=1.500 mm**

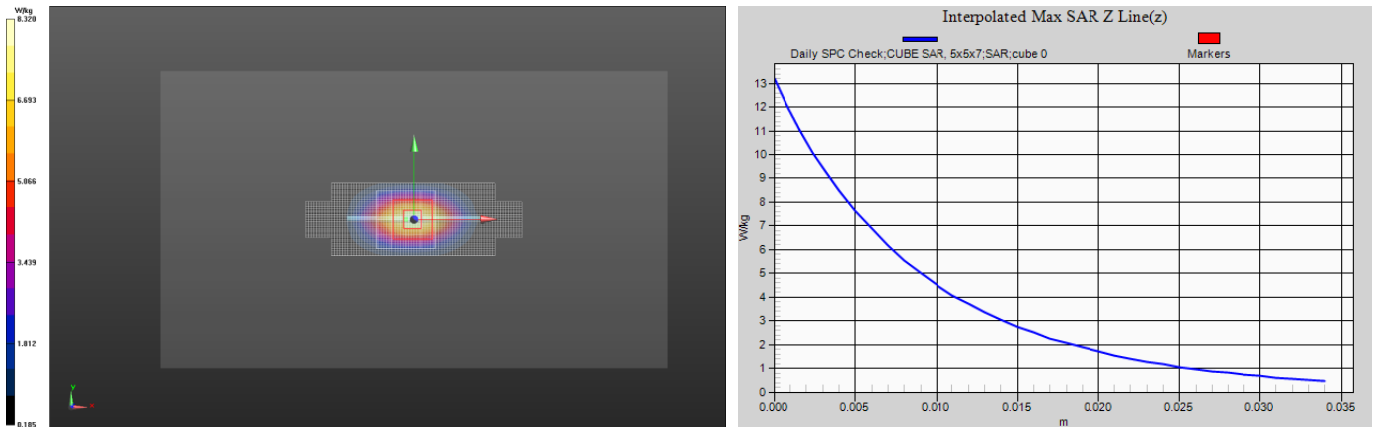
Fast SAR: SAR(1g) = 7.84 W/kg; SAR(10g) = 4.16 W/kg

**Daily SPC Check/CUBE SAR, 5x5x7 (21x21x36)/Cube 0:**

**Interpolated grid: dx=1.600 mm, dy=1.600 mm, dz=1.000 mm**

Reference Value = 77.896 V/m, Power Drift = -0.00836 dB

Averaged SAR: SAR(1g) = 7.73 W/kg; SAR(10g) = 4.12 W/kg



**Daily SPC Check**

**Test Laboratory: Motorola Mobility - CW System Verification for SAR using Dipoles**  
**DUT Serial: D1800V2 - SN:259tr; FCC ID: IHDT56PA1**

**DASY Configuration:**

- Probe: ES3DV3 - SN3184; ConvF(4.88,4.88,4.88); Calibrated: 4/25/2012;
- Sensor-Surface: 4 mm (Mechanical Surface Detection)
- Electronics: DAE3 Sn378; Calibrated: 4/11/2012
- Phantom: R#-1, Triple Flat Phantom 5.1C (Rev.4); Type: QD 000 P51 CA; Serial: n/a
- DASY52 52.8.5(1059); SEMCAD X Version 14.6.8 (7028)

Communication System: CW for SAR Dipoles; Frequency: 1800 MHz; Channel: 8; Duty Cycle: 1:1.000

Medium Parameters used:  $f=1800$  MHz;  $\sigma = 1.448$ ;  $\epsilon_r = 50.13$  mho/m;  $\rho = 1000$  kg/m<sup>3</sup>

**Daily SPC Check/fastSAR, Dipole Area Scan (41x141x1):**

**Interpolated grid: dx=1.000 mm, dy=1.500 mm**

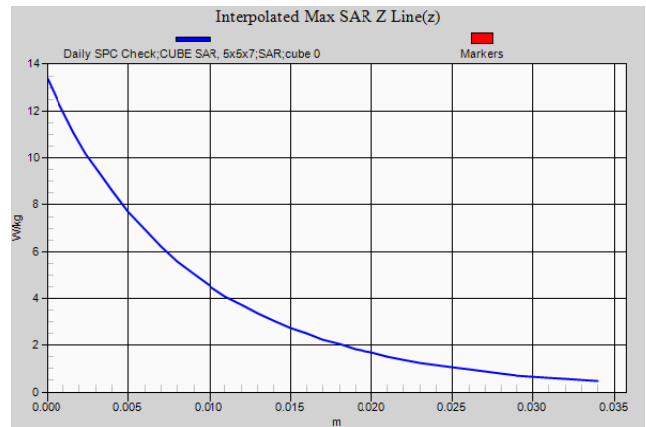

Fast SAR: SAR(1g) = 7.83 W/kg; SAR(10g) = 4.17 W/kg

**Daily SPC Check/CUBE SAR, 5x5x7 (21x21x36)/Cube 0:**

**Interpolated grid: dx=1.600 mm, dy=1.600 mm, dz=1.000 mm**

Reference Value = 76.738 V/m, Power Drift = 0.00976 dB

Averaged SAR: SAR(1g) = 7.75 W/kg; SAR(10g) = 4.13 W/kg



**Daily SPC Check**

**Test Laboratory: Motorola Mobility - CW System Verification for SAR using Dipoles**  
**DUT Serial: D1800V2 - SN:259tr; FCC ID: IHDT56PA1**

**DASY Configuration:**

- Probe: ES3DV3 - SN3184; ConvF(4.88,4.88,4.88); Calibrated: 4/25/2012;
- Sensor-Surface: 4 mm (Mechanical Surface Detection)
- Electronics: DAE3 Sn378; Calibrated: 4/11/2012
- Phantom: R#-1, Triple Flat Phantom 5.1C (Rev.4); Type: QD 000 P51 CA; Serial: n/a
- DASY52 52.8.5(1059); SEMCAD X Version 14.6.8 (7028)

Communication System: CW for SAR Dipoles; Frequency: 1800 MHz; Channel: 8; Duty Cycle: 1:1.000

Medium Parameters used:  $f=1800$  MHz;  $\sigma = 1.458$ ;  $\epsilon_r = 49.48$  mho/m;  $\rho = 1000$  kg/m<sup>3</sup>

**Daily SPC Check/fastSAR, Dipole Area Scan (41x141x1):**

**Interpolated grid: dx=1.000 mm, dy=1.500 mm**

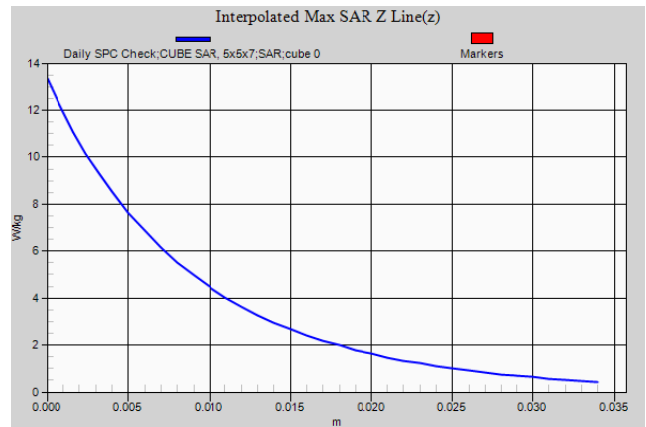
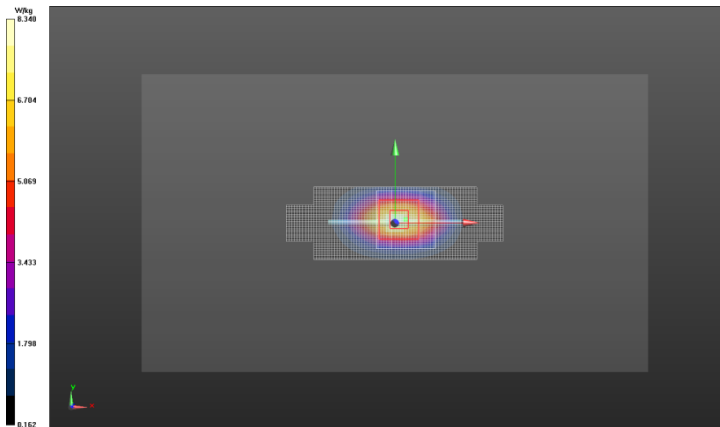
Fast SAR: SAR(1g) = 7.75 W/kg; SAR(10g) = 4.13 W/kg

**Daily SPC Check/CUBE SAR, 5x5x7 (21x21x36)/Cube 0:**

**Interpolated grid: dx=1.600 mm, dy=1.600 mm, dz=1.000 mm**

Reference Value = 75.830 V/m, Power Drift = -0.027 dB

Averaged SAR: SAR(1g) = 7.62 W/kg; SAR(10g) = 4.06 W/kg



**Daily SPC Check**

**Test Laboratory: Motorola Mobility - CW System Verification for SAR using Dipoles**  
**DUT Serial: D1800V2 - SN:259tr; FCC ID: IHDT56PA1**

**DASY Configuration:**

- Probe: ES3DV3 - SN3184; ConvF(4.88,4.88,4.88); Calibrated: 4/25/2012;
- Sensor-Surface: 4 mm (Mechanical Surface Detection)
- Electronics: DAE3 Sn378; Calibrated: 4/11/2012
- Phantom: R#-1, Triple Flat Phantom 5.1C (Rev.4); Type: QD 000 P51 CA; Serial: n/a
- DASY52 52.8.5(1059); SEMCAD X Version 14.6.8 (7028)

Communication System: CW for SAR Dipoles; Frequency: 1800 MHz; Channel: 8; Duty Cycle: 1:1.000

Medium Parameters used:  $f=1800$  MHz;  $\sigma = 1.450$ ;  $\epsilon_r = 49.31$  mho/m;  $\rho = 1000$  kg/m<sup>3</sup>

**Daily SPC Check/fastSAR, Dipole Area Scan (41x141x1):**

**Interpolated grid: dx=1.000 mm, dy=1.500 mm**

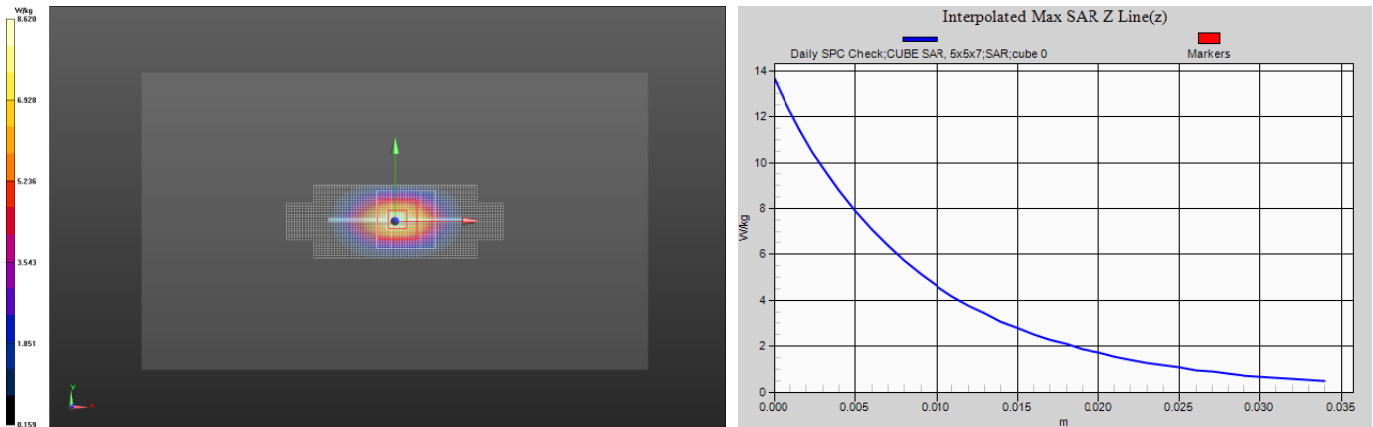
Fast SAR: SAR(1g) = 7.96 W/kg; SAR(10g) = 4.25 W/kg

**Daily SPC Check/CUBE SAR, 5x5x7 (21x21x36)/Cube 0:**

**Interpolated grid: dx=1.600 mm, dy=1.600 mm, dz=1.000 mm**

Reference Value = 78.674 V/m, Power Drift = -0.00961 dB

Averaged SAR: SAR(1g) = 7.86 W/kg; SAR(10g) = 4.20 W/kg



**Daily SPC Check**

**Test Laboratory: Motorola Mobility - CW System Verification for SAR using Dipoles**  
**DUT Serial: D835V2 - SN:436tr; FCC ID: IHDT56PA1**

**DASY Configuration:**

- Probe: ES3DV3 - SN3124; ConvF(6.02,6.02,6.02); Calibrated: 8/20/2012;
- Sensor-Surface: 4 mm (Mechanical Surface Detection)
- Electronics: DAE4 Sn376; Calibrated: 9/3/2012
- Phantom: R#2 Triple Flat Phantom 5.1C (Rev.4); Type: QD 000 P51 CA; Serial: n/a
- DASY52 52.8.5(1059); SEMCAD X Version 14.6.8 (7028)

Communication System: CW for SAR Dipoles; Frequency: 835.0 MHz; Channel: 3; Duty Cycle: 1:1.000

Medium Parameters used:  $f=835$  MHz;  $\sigma = 0.9965$ ;  $\epsilon_r = 53.68$  mho/m;  $\rho = 1000$  kg/m<sup>3</sup>

**Daily SPC Check/fastSAR, Dipole Area Scan (41x141x1):**

**Interpolated grid: dx=1.000 mm, dy=1.500 mm**

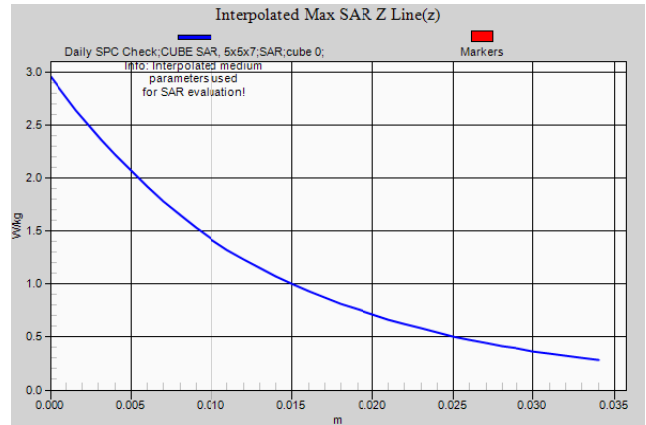
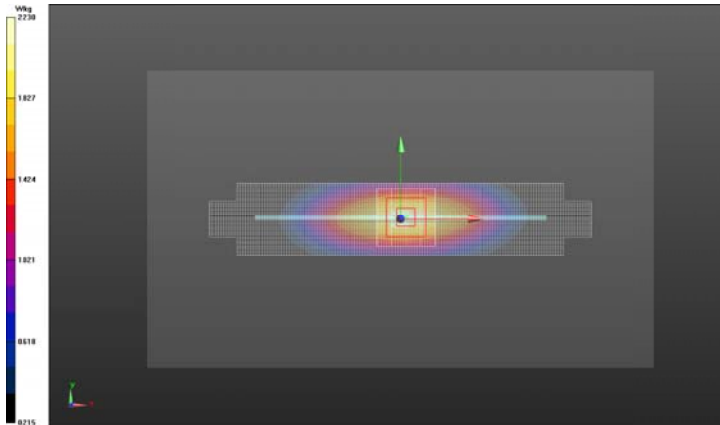
Fast SAR: SAR(1g) = 1.99 W/kg; SAR(10g) = 1.32 W/kg

**Daily SPC Check/CUBE SAR, 5x5x7 (21x21x36)/Cube 0:**

**Interpolated grid: dx=1.600 mm, dy=1.600 mm, dz=1.000 mm**

Reference Value = 47.824 V/m, Power Drift = 0.015 dB

Averaged SAR: SAR(1g) = 2.00 W/kg; SAR(10g) = 1.33 W/kg



**Daily SPC Check**

**Test Laboratory: Motorola Mobility - CW System Verification for SAR using Dipoles**  
**DUT Serial: D1800V2 - SN:2d190; FCC ID: IHDT56PA1**

**DASY Configuration:**

- Probe: ES3DV3 - SN3124; ConvF(4.76,4.76,4.76); Calibrated: 8/20/2012;
- Sensor-Surface: 4 mm (Mechanical Surface Detection)
- Electronics: DAE4 Sn376; Calibrated: 9/3/2012
- Phantom: R#2 Triple Flat Phantom 5.1C (Rev.4); Type: QD 000 P51 CA; Serial: n/a
- DASY52 52.8.5(1059); SEMCAD X Version 14.6.8 (7028)

Communication System: CW for SAR Dipoles; Frequency: 1800 MHz; Channel: 8; Duty Cycle: 1:1.000

Medium Parameters used:  $f=1800$  MHz;  $\sigma = 1.439$ ;  $\epsilon_r = 50.26$  mho/m;  $\rho = 1000$  kg/m<sup>3</sup>

**Daily SPC Check/fastSAR, Dipole Area Scan (41x141x1):**

**Interpolated grid: dx=1.000 mm, dy=1.500 mm**

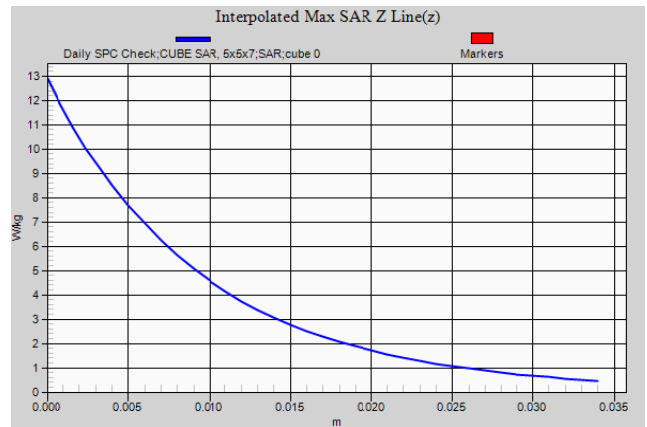

Fast SAR: SAR(1g) = 7.80 W/kg; SAR(10g) = 4.13 W/kg

**Daily SPC Check/CUBE SAR, 5x5x7 (21x21x36)/Cube 0:**

**Interpolated grid: dx=1.600 mm, dy=1.600 mm, dz=1.000 mm**

Reference Value = 77.254 V/m, Power Drift = -0.139 dB

Averaged SAR: SAR(1g) = 7.69 W/kg; SAR(10g) = 4.11 W/kg



**Daily SPC Check**

**Test Laboratory: Motorola Mobility - CW System Verification for SAR using Dipoles**  
**DUT Serial: D1800V2 - SN:2d190; FCC ID: IHDT56PA1**

**DASY Configuration:**

- Probe: ES3DV3 - SN3124; ConvF(4.76,4.76,4.76); Calibrated: 8/20/2012;
- Sensor-Surface: 4 mm (Mechanical Surface Detection)
- Electronics: DAE4 Sn376; Calibrated: 9/3/2012
- Phantom: R#2 Triple Flat Phantom 5.1C (Rev.4); Type: QD 000 P51 CA; Serial: n/a
- DASY52 52.8.5(1059); SEMCAD X Version 14.6.8 (7028)

Communication System: CW for SAR Dipoles; Frequency: 1800 MHz; Channel: 8; Duty Cycle: 1:1.000

Medium Parameters used:  $f=1800$  MHz;  $\sigma = 1.441$ ;  $\epsilon_r = 49.50$  mho/m;  $\rho = 1000$  kg/m<sup>3</sup>

**Daily SPC Check/fastSAR, Dipole Area Scan (41x141x1):**

**Interpolated grid: dx=1.000 mm, dy=1.500 mm**

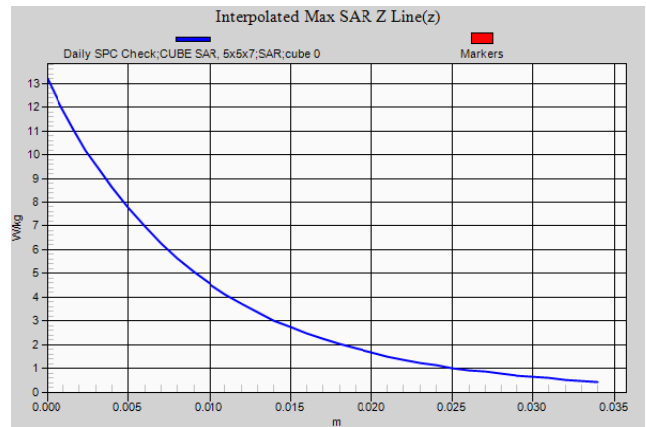
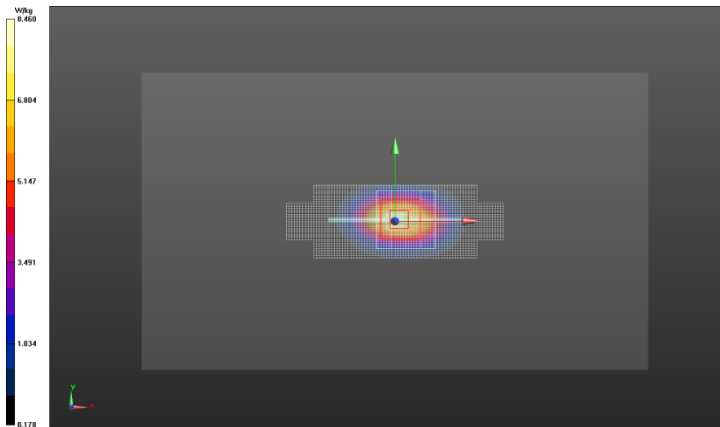
Fast SAR: SAR(1g) = 7.89 W/kg; SAR(10g) = 4.17 W/kg

**Daily SPC Check/CUBE SAR, 5x5x7 (21x21x36)/Cube 0:**

**Interpolated grid: dx=1.600 mm, dy=1.600 mm, dz=1.000 mm**

Reference Value = 78.546 V/m, Power Drift = -0.00229 dB

Averaged SAR: SAR(1g) = 7.75 W/kg; SAR(10g) = 4.13 W/kg



**Daily SPC Check**

**Test Laboratory: Motorola Mobility - CW System Verification for SAR using Dipoles**  
**DUT Serial: D1800V2 - SN:2d190; FCC ID: IHDT56PA1**

**DASY Configuration:**

- Probe: ES3DV3 - SN3124; ConvF(4.76,4.76,4.76); Calibrated: 8/20/2012;
- Sensor-Surface: 4 mm (Mechanical Surface Detection)
- Electronics: DAE4 Sn376; Calibrated: 9/3/2012
- Phantom: R#2 Triple Flat Phantom 5.1C (Rev.4); Type: QD 000 P51 CA; Serial: n/a
- DASY52 52.8.5(1059); SEMCAD X Version 14.6.8 (7028)

Communication System: CW for SAR Dipoles; Frequency: 1800 MHz; Channel: 8; Duty Cycle: 1:1.000

Medium Parameters used:  $f=1800$  MHz;  $\sigma = 1.476$ ;  $\epsilon_r = 49.06$  mho/m;  $\rho = 1000$  kg/m<sup>3</sup>

**Daily SPC Check/fastSAR, Dipole Area Scan (41x141x1):**

**Interpolated grid: dx=1.000 mm, dy=1.500 mm**

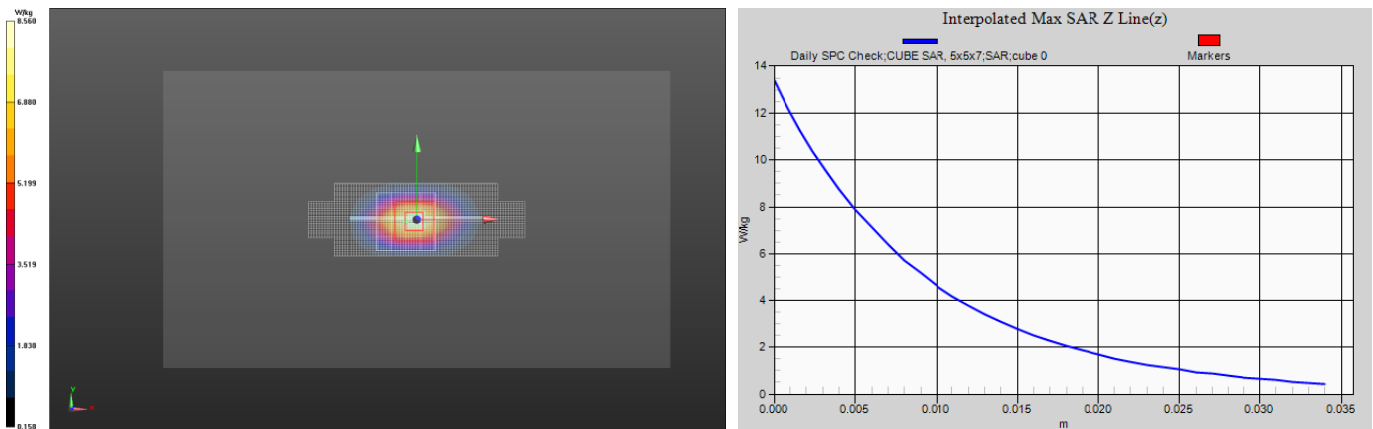
Fast SAR: SAR(1g) = 7.88 W/kg; SAR(10g) = 4.21 W/kg

**Daily SPC Check/CUBE SAR, 5x5x7 (21x21x36)/Cube 0:**

**Interpolated grid: dx=1.600 mm, dy=1.600 mm, dz=1.000 mm**

Reference Value = 77.697 V/m, Power Drift = 0.013 dB

Averaged SAR: SAR(1g) = 7.74 W/kg; SAR(10g) = 4.15 W/kg



**Daily SPC Check**

**Test Laboratory: Motorola Mobility - CW System Verification for SAR using Dipoles**  
**DUT Serial: D2450V2 - SN:863; FCC ID: IHDT56PA1**

**DASY Configuration:**

- Probe: EX3DV4 - SN3730; ConvF(6.86,6.86,6.86); Calibrated: 8/24/2012;
- Sensor-Surface: 4 mm (Mechanical Surface Detection)
- Electronics: DAE4 Sn699; Calibrated: 9/12/2012
- Phantom: R#-3, Triple Flat Phantom 5.1C (Rev.4); Type: QD 000 P51 CA; Serial: n/a
- DASY52 52.8.5(1059); SEMCAD X Version 14.6.8 (7028)

Communication System: CW for SAR Dipoles; Frequency: 2450 MHz; Channel: 11; Duty Cycle: 1:1.000

Medium Parameters used:  $f=2450$  MHz;  $\sigma = 2.014$ ;  $\epsilon_r = 50.24$  mho/m;  $\rho = 1000$  kg/m<sup>3</sup>

**Daily SPC Check/fastSAR, Dipole Area Scan (41x141x1):**

**Interpolated grid: dx=1.000 mm, dy=1.500 mm**

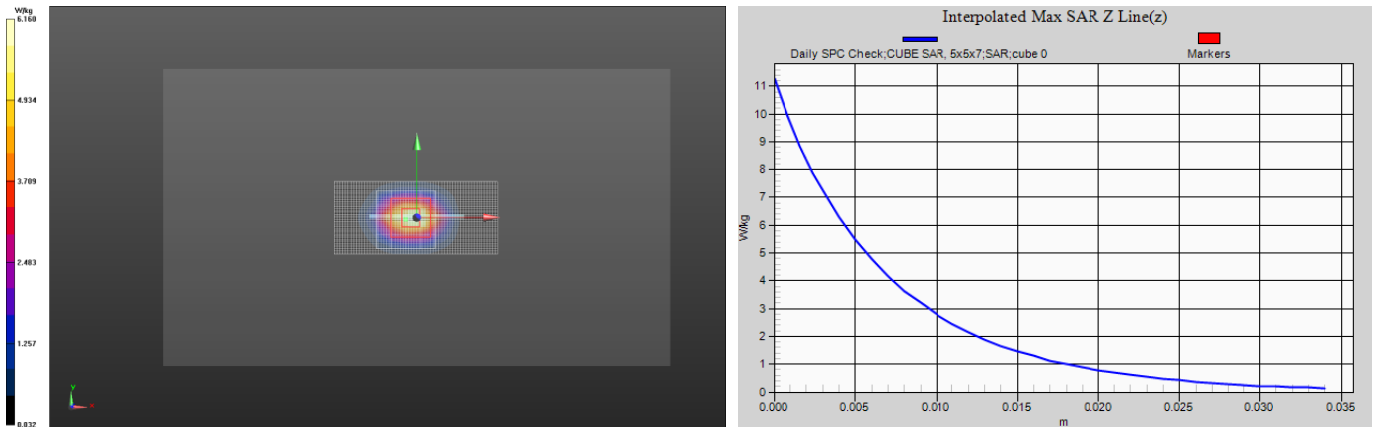
Fast SAR: SAR(1g) = 5.55 W/kg; SAR(10g) = 2.54 W/kg

**Daily SPC Check/CUBE SAR, 5x5x7 (21x21x36)/Cube 0:**

**Interpolated grid: dx=1.600 mm, dy=1.600 mm, dz=1.000 mm**

Reference Value = 52.768 V/m, Power Drift = -0.023 dB

Averaged SAR: SAR(1g) = 5.35 W/kg; SAR(10g) = 2.49 W/kg



**Daily SPC Check**

**Test Laboratory: Motorola Mobility - CW System Verification for SAR using Dipoles**  
**DUT Serial: D2450V2 - SN:740; FCC ID: IHDT56PA1**

**DASY Configuration:**

- Probe: EX3DV4 - SN3730; ConvF(6.86,6.86,6.86); Calibrated: 8/24/2012;
- Sensor-Surface: 4 mm (Mechanical Surface Detection)
- Electronics: DAE4 Sn699; Calibrated: 9/12/2012
- Phantom: R#-3, Triple Flat Phantom 5.1C (Rev.4); Type: QD 000 P51 CA; Serial: n/a
- DASY52 52.8.5(1059); SEMCAD X Version 14.6.8 (7028)

Communication System: CW for SAR Dipoles; Frequency: 2450 MHz; Channel: 11; Duty Cycle: 1:1.000

Medium Parameters used:  $f=2450$  MHz;  $\sigma = 1.970$ ;  $\epsilon_r = 50.49$  mho/m;  $\rho = 1000$  kg/m<sup>3</sup>

**Daily SPC Check/fastSAR, Dipole Area Scan (41x141x1):**

**Interpolated grid: dx=1.000 mm, dy=1.500 mm**

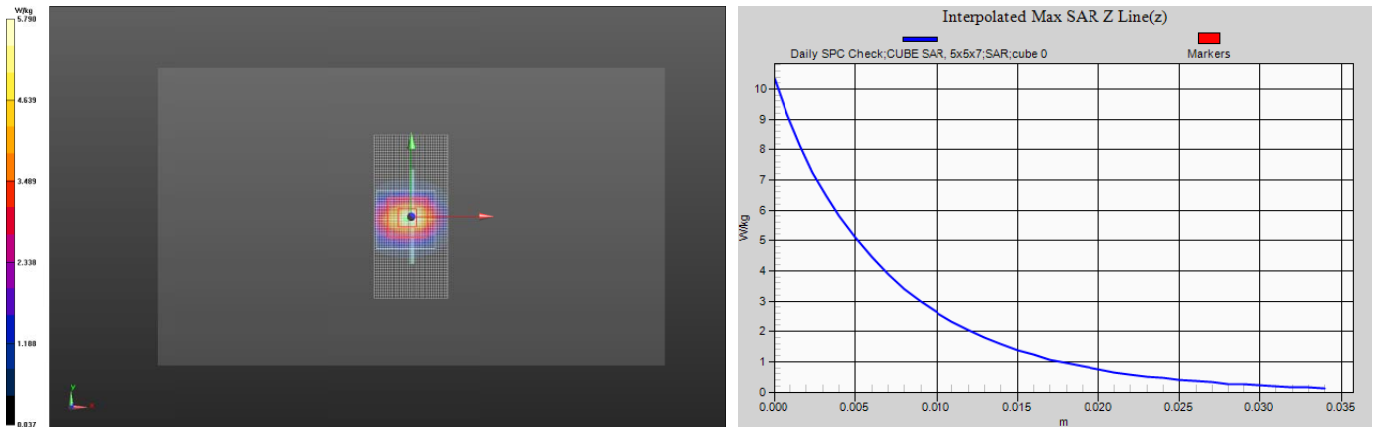
Fast SAR: SAR(1g) = 4.78 W/kg; SAR(10g) = 2.15 W/kg

**Daily SPC Check/CUBE SAR, 5x5x7 (21x21x36)/Cube 0:**

**Interpolated grid: dx=1.600 mm, dy=1.600 mm, dz=1.000 mm**

Reference Value = 54.559 V/m, Power Drift = -0.086 dB

Averaged SAR: SAR(1g) = 5.02 W/kg; SAR(10g) = 2.34 W/kg



**Daily SPC Check**

**Test Laboratory: Motorola Mobility - CW System Verification for SAR using Dipoles**  
**DUT Serial: D2600V2 - SN:1055; FCC ID: IHDT56PA1**

**DASY Configuration:**

- Probe: EX3DV4 - SN3730; ConvF(6.60,6.60,6.60); Calibrated: 8/24/2012;
- Sensor-Surface: 4 mm (Mechanical Surface Detection)
- Electronics: DAE4 Sn699; Calibrated: 9/12/2012
- Phantom: R#-3, Triple Flat Phantom 5.1C (Rev.4); Type: QD 000 P51 CA; Serial: n/a
- DASY52 52.8.5(1059); SEMCAD X Version 14.6.8 (7028)

Communication System: CW for SAR Dipoles; Frequency: 2600 MHz; Channel: 12; Duty Cycle: 1:1.000

Medium Parameters used:  $f=2600$  MHz;  $\sigma = 2.145$ ;  $\epsilon_r = 50.22$  mho/m;  $\rho = 1000$  kg/m<sup>3</sup>

**Daily SPC Check/fastSAR, Dipole Area Scan (41x141x1):**

**Interpolated grid: dx=1.000 mm, dy=1.500 mm**

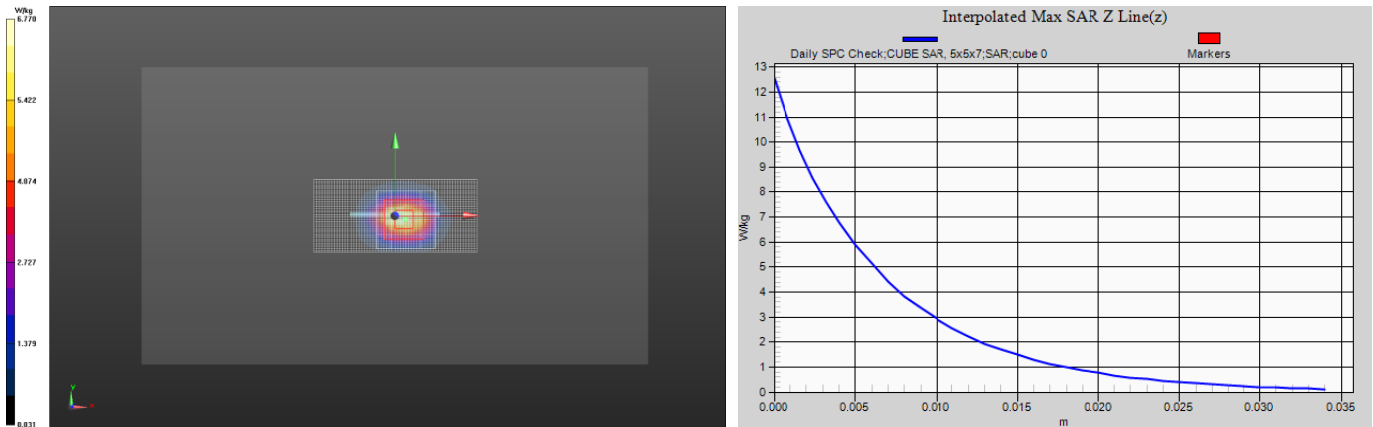
Fast SAR: SAR(1g) = 6.18 W/kg; SAR(10g) = 2.66 W/kg

**Daily SPC Check/CUBE SAR, 5x5x7 (21x21x36)/Cube 0:**

**Interpolated grid: dx=1.600 mm, dy=1.600 mm, dz=1.000 mm**

Reference Value = 52.285 V/m, Power Drift = -0.032 dB

Averaged SAR: SAR(1g) = 5.87 W/kg; SAR(10g) = 2.62 W/kg



**Daily SPC Check**

**Test Laboratory: Motorola Mobility - CW System Verification for SAR using Dipoles**  
**DUT Serial: D2600V2 - SN:1055; FCC ID: IHDT56PA1**

**DASY Configuration:**

- Probe: EX3DV4 - SN3730; ConvF(6.60,6.60,6.60); Calibrated: 8/24/2012;
- Sensor-Surface: 4 mm (Mechanical Surface Detection)
- Electronics: DAE4 Sn699; Calibrated: 9/12/2012
- Phantom: R#-3, Triple Flat Phantom 5.1C (Rev.4); Type: QD 000 P51 CA; Serial: n/a
- DASY52 52.8.5(1059); SEMCAD X Version 14.6.8 (7028)

Communication System: CW for SAR Dipoles; Frequency: 2600 MHz; Channel: 12; Duty Cycle: 1:1.000

Medium Parameters used:  $f=2600$  MHz;  $\sigma = 2.162$ ;  $\epsilon_r = 50.01$  mho/m;  $\rho = 1000$  kg/m<sup>3</sup>

**Daily SPC Check/fastSAR, Dipole Area Scan (41x141x1):**

**Interpolated grid: dx=1.000 mm, dy=1.500 mm**

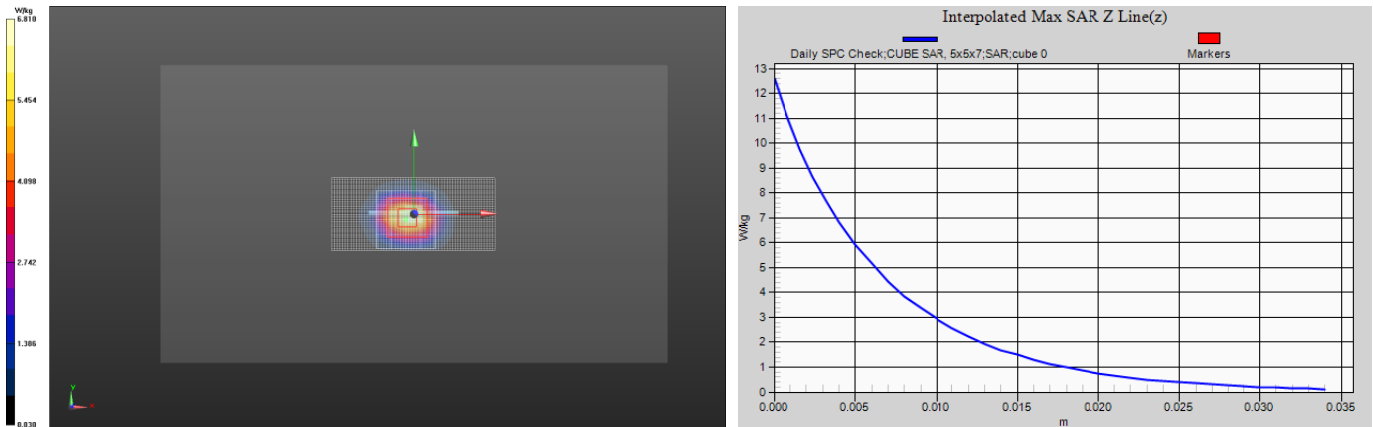
Fast SAR: SAR(1g) = 6.38 W/kg; SAR(10g) = 2.78 W/kg

**Daily SPC Check/CUBE SAR, 5x5x7 (21x21x36)/Cube 0:**

**Interpolated grid: dx=1.600 mm, dy=1.600 mm, dz=1.000 mm**

Reference Value = 53.871 V/m, Power Drift = -0.195 dB

Averaged SAR: SAR(1g) = 5.89 W/kg; SAR(10g) = 2.63 W/kg



**Daily SPC Check**

**Test Laboratory: Motorola Mobility - CW System Verification for SAR using Dipoles**  
**DUT Serial: D2600V2 - SN:1054; FCC ID: IHDT56PA1**

**DASY Configuration:**

- Probe: EX3DV4 - SN3730; ConvF(6.60,6.60,6.60); Calibrated: 8/24/2012;
- Sensor-Surface: 4 mm (Mechanical Surface Detection)
- Electronics: DAE4 Sn784; Calibrated: 3/6/2013
- Phantom: R#-3, Triple Flat Phantom 5.1C (Rev.4); Type: QD 000 P51 CA; Serial: n/a
- DASY52 52.8.5(1059); SEMCAD X Version 14.6.8 (7028)

Communication System: CW for SAR Dipoles; Frequency: 2600 MHz; Channel: 12; Duty Cycle: 1:1.000

Medium Parameters used:  $f=2600$  MHz;  $\sigma = 2.158$ ;  $\epsilon_r = 49.94$  mho/m;  $\rho = 1000$  kg/m<sup>3</sup>

**Daily SPC Check/fastSAR, Dipole Area Scan (41x141x1):**

**Interpolated grid: dx=1.000 mm, dy=1.500 mm**

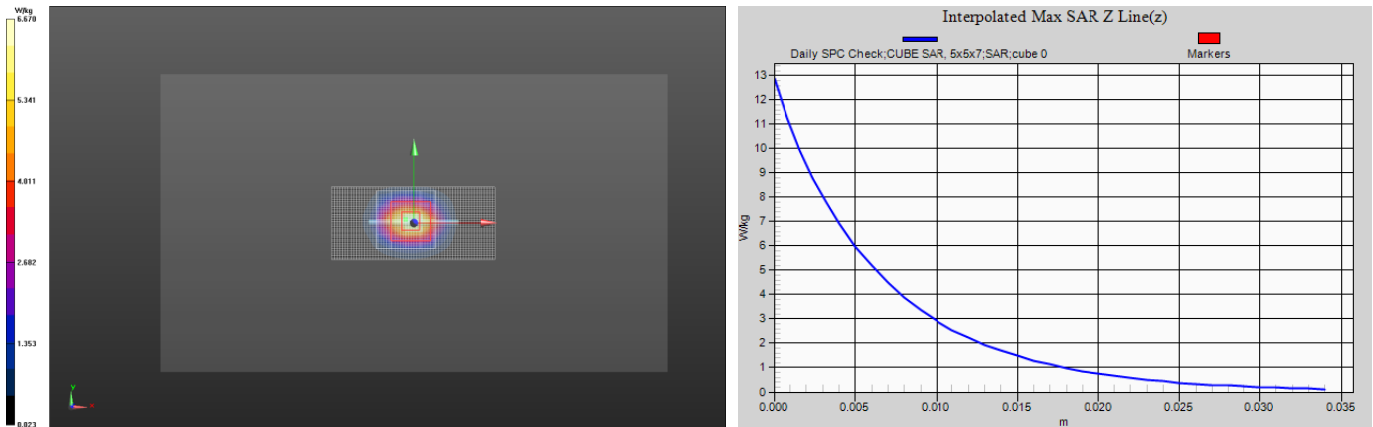
Fast SAR: SAR(1g) = 6.12 W/kg; SAR(10g) = 2.67 W/kg

**Daily SPC Check/CUBE SAR, 5x5x7 (21x21x36)/Cube 0:**

**Interpolated grid: dx=1.600 mm, dy=1.600 mm, dz=1.000 mm**

Reference Value = 55.495 V/m, Power Drift = -0.157 dB

Averaged SAR: SAR(1g) = 5.92 W/kg; SAR(10g) = 2.62 W/kg



**Daily SPC Check**

**Test Laboratory: Motorola Mobility - CW System Verification for SAR using Dipoles**  
**DUT Serial: D5GHzV2 - SN:1088; FCC ID: IHDT56PA1**

**DASY Configuration:**

- Probe: EX3DV4 - SN3730; ConvF(4.13,4.13,4.13); Calibrated: 8/24/2012;
- Sensor-Surface: 2 mm (Mechanical Surface Detection)
- Electronics: DAE4 Sn699; Calibrated: 9/12/2012
- Phantom: R#-3, Triple Flat Phantom 5.1C (Rev.4); Type: QD 000 P51 CA; Serial: n/a
- DASY52 52.8.5(1059); SEMCAD X Version 14.6.8 (7028)

Communication System: CW for SAR Dipoles; Frequency: 5200 MHz; Channel: 15; Duty Cycle: 1:1.000

Medium Parameters used:  $f=5200$  MHz;  $\sigma = 5.341$ ;  $\epsilon_r = 46.61$  mho/m;  $\rho = 1000$  kg/m<sup>3</sup>

**Daily SPC Check/fastSAR, Dipole Area Scan (221x41x1):**

**Interpolated grid: dx=1.000 mm, dy=1.000 mm**

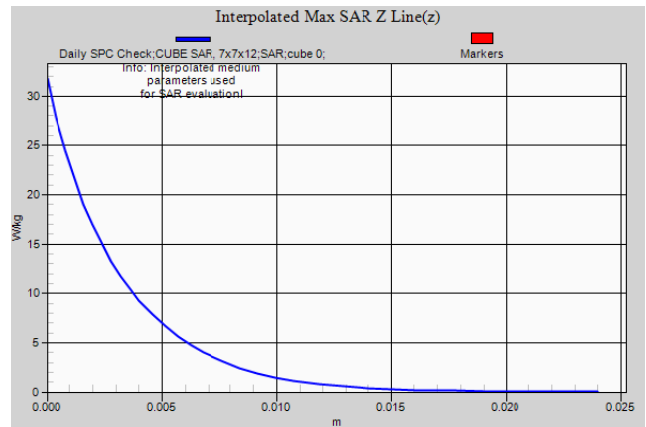

Fast SAR: SAR(1g) = 7.25 W/kg; SAR(10g) = 2.02 W/kg

**Daily SPC Check/CUBE SAR, 7x7x12 (31x31x31)/Cube 0:**

**Interpolated grid: dx=0.800 mm, dy=0.800 mm, dz=0.400 mm**

Reference Value = 61.112 V/m, Power Drift = -0.080 dB

Averaged SAR: SAR(1g) = 7.94 W/kg; SAR(10g) = 2.23 W/kg



**Daily SPC Check**

**Test Laboratory: Motorola Mobility CW System Verification for SAR using Dipoles**  
**DUT Serial: D5GHzV2 - SN:1088; FCC ID: IHDT56PA1**

**DASY Configuration:**

- Probe: EX3DV4 - SN3730; ConvF(4.13,4.13,4.13); Calibrated: 8/24/2012;
- Sensor-Surface: 2 mm (Mechanical Surface Detection)
- Electronics: DAE4 Sn784; Calibrated: 3/6/2013
- Phantom: R#-3, Triple Flat Phantom 5.1C (Rev.4); Type: QD 000 P51 CA; Serial: n/a
- DASY52 52.8.5(1059); SEMCAD X Version 14.6.8 (7028)

Communication System: CW for SAR Dipoles; Frequency: 5200 MHz; Channel: 15; Duty Cycle: 1:1.000

Medium Parameters used:  $f=5200$  MHz;  $\sigma = 5.339$ ;  $\epsilon_r = 46.60$  mho/m;  $\rho = 1000$  kg/m<sup>3</sup>

**Daily SPC Check/fastSAR, Dipole Area Scan (221x41x1):**

**Interpolated grid: dx=1.000 mm, dy=1.000 mm**

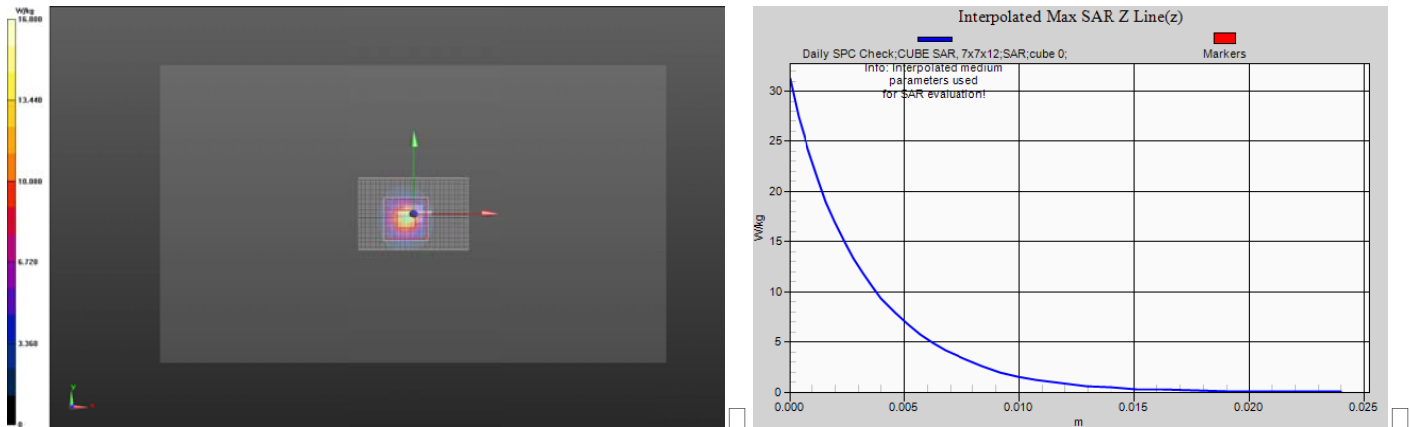
Fast SAR: SAR(1g) = 6.32 W/kg; SAR(10g) = 2.01 W/kg

**Daily SPC Check/CUBE SAR, 7x7x12 (31x31x31)/Cube 0:**

**Interpolated grid: dx=0.800 mm, dy=0.800 mm, dz=0.400 mm**

Reference Value = 51.729 V/m, Power Drift = -0.069 dB

Averaged SAR: SAR(1g) = 7.92 W/kg; SAR(10g) = 2.22 W/kg



**Daily SPC Check**

**Test Laboratory: Motorola Mobility - CW System Verification for SAR using Dipoles**  
**DUT Serial: D5GHzV2 - SN:1088; FCC ID: IHDT56PA1**

**DASY Configuration:**

- Probe: EX3DV4 - SN3730; ConvF(3.81,3.81,3.81); Calibrated: 8/24/2012;
- Sensor-Surface: 2 mm (Mechanical Surface Detection)
- Electronics: DAE4 Sn784; Calibrated: 3/6/2013
- Phantom: R#-3, Triple Flat Phantom 5.1C (Rev.4); Type: QD 000 P51 CA; Serial: n/a
- DASY52 52.8.5(1059); SEMCAD X Version 14.6.8 (7028)

Communication System: CW for SAR Dipoles; Frequency: 5800 MHz; Channel: 20; Duty Cycle: 1:1.000

Medium Parameters used:  $f=5800$  MHz;  $\sigma = 6.220$ ;  $\epsilon_r = 45.04$  mho/m;  $\rho = 1000$  kg/m<sup>3</sup>

**Daily SPC Check/fastSAR, Dipole Area Scan (221x41x1):**

**Interpolated grid: dx=1.000 mm, dy=1.000 mm**

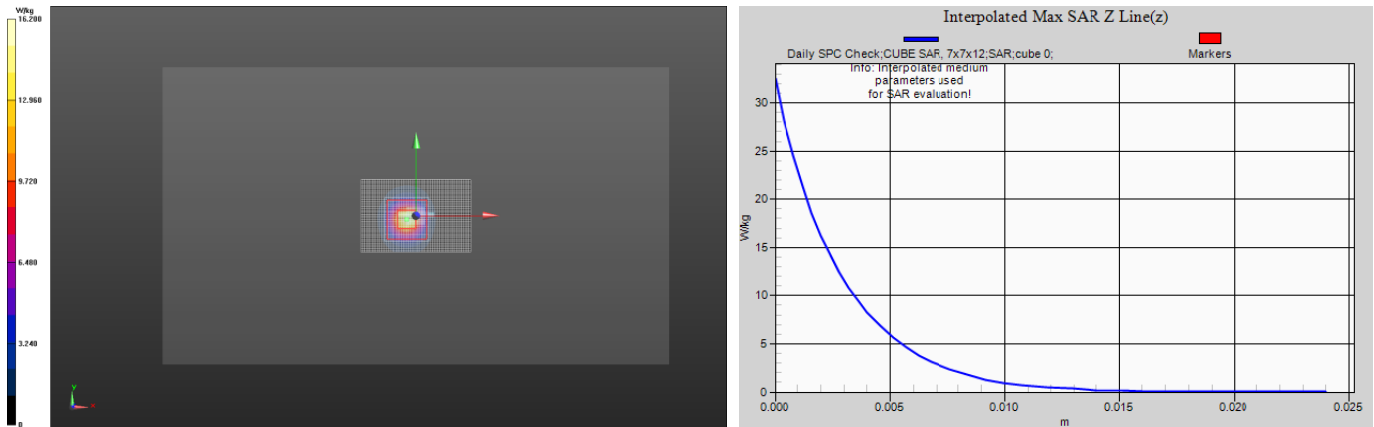
Fast SAR: SAR(1g) = 6.02 W/kg; SAR(10g) = 1.87 W/kg

**Daily SPC Check/CUBE SAR, 7x7x12 (31x31x31)/Cube 0:**

**Interpolated grid: dx=0.800 mm, dy=0.800 mm, dz=0.400 mm**

Reference Value = 47.185 V/m, Power Drift = -0.194 dB

Averaged SAR: SAR(1g) = 7.38 W/kg; SAR(10g) = 2.06 W/kg



**Daily SPC Check**

**Test Laboratory: Motorola Mobility - CW System Verification for SAR using Dipoles**  
**DUT Serial: D5GHzV2 - SN:1088; FCC ID: IHDT56PA1**

**DASY Configuration:**

- Probe: EX3DV4 - SN3730; ConvF(3.81,3.81,3.81); Calibrated: 8/24/2012;
- Sensor-Surface: 2 mm (Mechanical Surface Detection)
- Electronics: DAE4 Sn784; Calibrated: 3/6/2013
- Phantom: R#-3, Triple Flat Phantom 5.1C (Rev.4); Type: QD 000 P51 CA; Serial: n/a
- DASY52 52.8.5(1059); SEMCAD X Version 14.6.8 (7028)

Communication System: CW for SAR Dipoles; Frequency: 5800 MHz; Channel: 20; Duty Cycle: 1:1.000

Medium Parameters used:  $f=5800$  MHz;  $\sigma = 6.242$ ;  $\epsilon_r = 44.60$  mho/m;  $\rho = 1000$  kg/m<sup>3</sup>

**Daily SPC Check/fastSAR, Dipole Area Scan (221x41x1):**

**Interpolated grid: dx=1.000 mm, dy=1.000 mm**

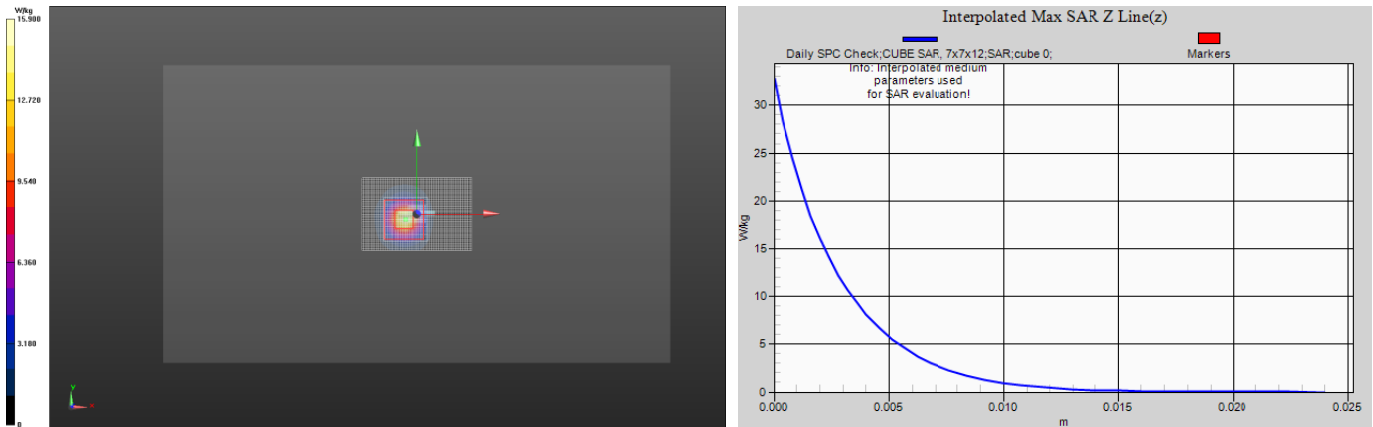
Fast SAR: SAR(1g) = 5.88 W/kg; SAR(10g) = 1.84 W/kg

**Daily SPC Check/CUBE SAR, 7x7x12 (31x31x31)/Cube 0:**

**Interpolated grid: dx=0.800 mm, dy=0.800 mm, dz=0.400 mm**

Reference Value = 41.057 V/m, Power Drift = -0.111 dB

Averaged SAR: SAR(1g) = 7.26 W/kg; SAR(10g) = 2.02 W/kg



**Daily SPC Check**

**Test Laboratory: Motorola Mobility - CW System Verification for SAR using Dipoles**  
**DUT Serial: D750V3 - SN:1040; FCC ID: IHDT56PA1**

**DASY Configuration:**

- Probe: ES3DV3 - SN3037; ConvF(6.22,6.22,6.22); Calibrated: 9/13/2012;
- Sensor-Surface: 4 mm (Mechanical Surface Detection)
- Electronics: DAE4 Sn703; Calibrated: 9/11/2012
- Phantom: R#4 Triple Flat Phantom 5.1C (Rev.4); Type: QD 000 P51 CA; Serial: n/a
- DASY52 52.8.5(1059); SEMCAD X Version 14.6.8 (7028)

Communication System: CW for SAR Dipoles; Frequency: 750.0 MHz; Channel: 2; Duty Cycle: 1:1.000

Medium Parameters used:  $f=750$  MHz;  $\sigma = 0.9534$ ;  $\epsilon_r = 53.82$  mho/m;  $\rho = 1000$  kg/m<sup>3</sup>

**Daily SPC Check/fastSAR, Dipole Area Scan (41x141x1):**

**Interpolated grid: dx=1.000 mm, dy=1.500 mm**

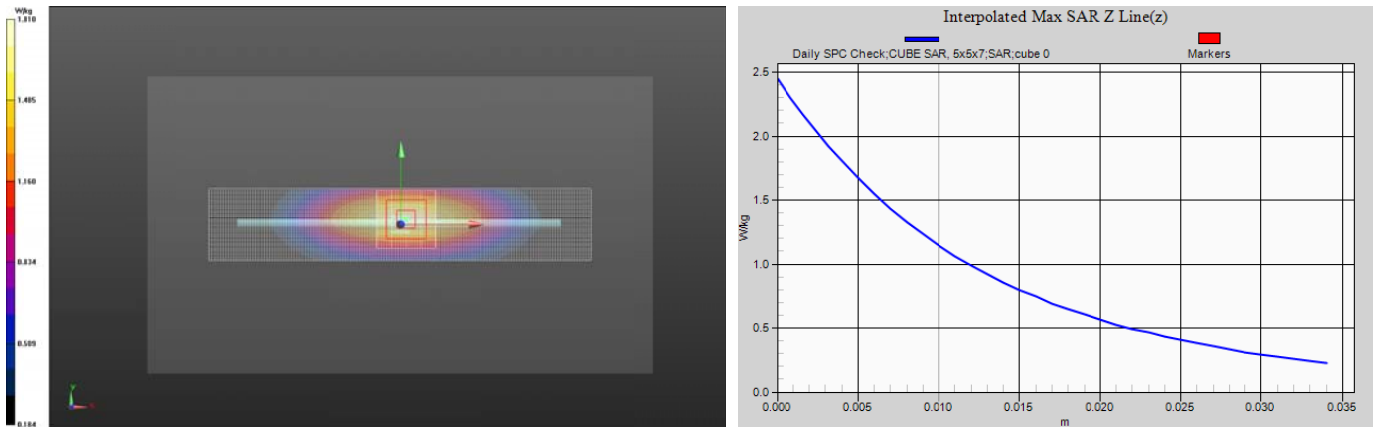
Fast SAR: SAR(1g) = 1.68 W/kg; SAR(10g) = 1.12 W/kg

**Daily SPC Check/CUBE SAR, 5x5x7 (21x21x36)/Cube 0:**

**Interpolated grid: dx=1.600 mm, dy=1.600 mm, dz=1.000 mm**

Reference Value = 42.396 V/m, Power Drift = -0.033 dB

Averaged SAR: SAR(1g) = 1.68 W/kg; SAR(10g) = 1.11 W/kg



**Daily SPC Check**

**Test Laboratory: Motorola Mobility - CW System Verification for SAR using Dipoles**  
**DUT Serial: D835V2 - SN:423tr; FCC ID: IHDT56PA1**

**DASY Configuration:**

- Probe: ES3DV3 - SN3037; ConvF(6.16,6.16,6.16); Calibrated: 9/13/2012;
- Sensor-Surface: 4 mm (Mechanical Surface Detection)
- Electronics: DAE4 Sn703; Calibrated: 9/11/2012
- Phantom: R#4 Triple Flat Phantom 5.1C (Rev.4); Type: QD 000 P51 CA; Serial: n/a
- DASY52 52.8.5(1059); SEMCAD X Version 14.6.8 (7028)

Communication System: CW for SAR Dipoles; Frequency: 835.0 MHz; Channel: 3; Duty Cycle: 1:1.000

Medium Parameters used:  $f=835$  MHz;  $\sigma = 0.9981$ ;  $\epsilon_r = 54.03$  mho/m;  $\rho = 1000$  kg/m<sup>3</sup>

**Daily SPC Check/fastSAR, Dipole Area Scan (41x141x1):**

**Interpolated grid: dx=1.000 mm, dy=1.500 mm**

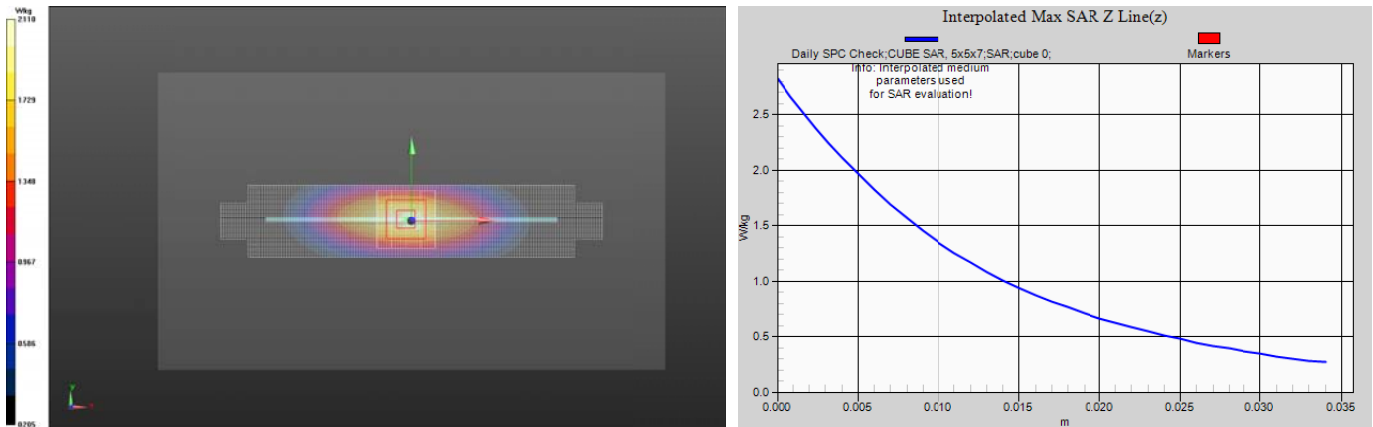
Fast SAR: SAR(1g) = 1.91 W/kg; SAR(10g) = 1.27 W/kg

**Daily SPC Check/CUBE SAR, 5x5x7 (21x21x36)/Cube 0:**

**Interpolated grid: dx=1.600 mm, dy=1.600 mm, dz=1.000 mm**

Reference Value = 47.345 V/m, Power Drift = -0.024 dB

Averaged SAR: SAR(1g) = 1.90 W/kg; SAR(10g) = 1.26 W/kg



**Daily SPC Check**

**Test Laboratory: Motorola Mobility - CW System Verification for SAR using Dipoles**  
**DUT Serial: D835V2 - SN:423tr; FCC ID: IHDT56PA1**

**DASY Configuration:**

- Probe: ES3DV3 - SN3037; ConvF(6.16,6.16,6.16); Calibrated: 9/13/2012;
- Sensor-Surface: 4 mm (Mechanical Surface Detection)
- Electronics: DAE4 Sn703; Calibrated: 9/11/2012
- Phantom: R#4 Triple Flat Phantom 5.1C (Rev.4); Type: QD 000 P51 CA; Serial: n/a
- DASY52 52.8.5(1059); SEMCAD X Version 14.6.8 (7028)

Communication System: CW for SAR Dipoles; Frequency: 835.0 MHz; Channel: 3; Duty Cycle: 1:1.000

Medium Parameters used:  $f=835$  MHz;  $\sigma = 1.007$ ;  $\epsilon_r = 56.71$  mho/m;  $\rho = 1000$  kg/m<sup>3</sup>

**< 2GHz, Daily SPC Check/fastSAR, Dipole Area Scan (41x141x1):**

**Interpolated grid: dx=1.000 mm, dy=1.500 mm**

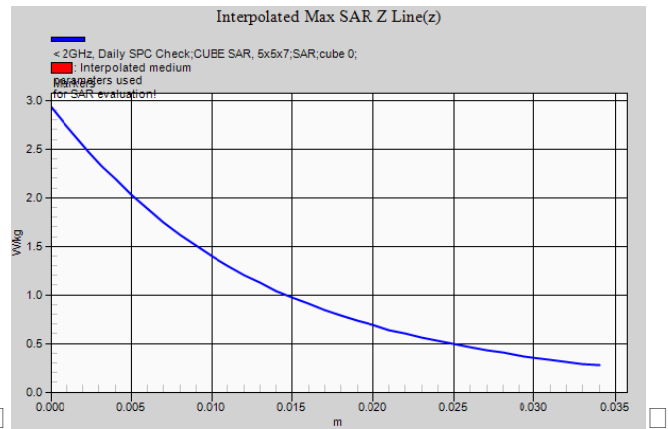
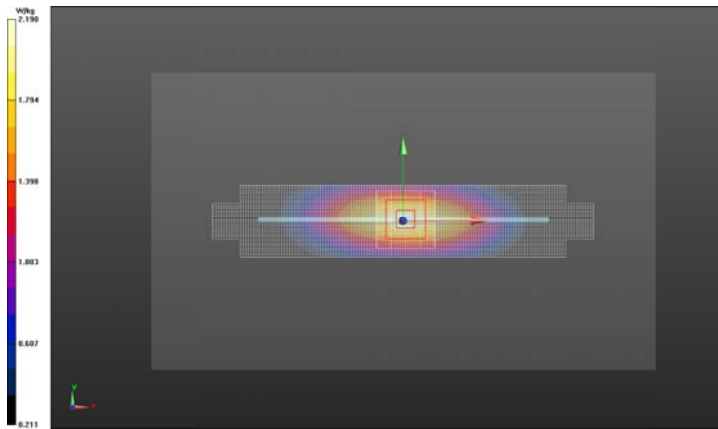
Fast SAR: SAR(1g) = 1.98 W/kg; SAR(10g) = 1.31 W/kg

**< 2GHz, Daily SPC Check/CUBE SAR, 5x5x7 (21x21x36)/Cube 0:**

**Interpolated grid: dx=1.600 mm, dy=1.600 mm, dz=1.000 mm**

Reference Value = 47.450 V/m, Power Drift = -0.021 dB

Averaged SAR: SAR(1g) = 1.98 W/kg; SAR(10g) = 1.31 W/kg



**< 2GHz, Daily SPC Check**

**Test Laboratory: Motorola Mobility - CW System Verification for SAR using Dipoles**  
**DUT Serial: D835V2 - SN:423tr; FCC ID: IHDT56PA1**

**DASY Configuration:**

- Probe: ES3DV3 - SN3037; ConvF(6.16,6.16,6.16); Calibrated: 9/13/2012;
- Sensor-Surface: 4 mm (Mechanical Surface Detection)
- Electronics: DAE4 Sn703; Calibrated: 9/11/2012
- Phantom: R#4 Triple Flat Phantom 5.1C (Rev.4); Type: QD 000 P51 CA; Serial: n/a
- DASY52 52.8.5(1059); SEMCAD X Version 14.6.8 (7028)

Communication System: CW for SAR Dipoles; Frequency: 835.0 MHz; Channel: 3; Duty Cycle: 1:1.000

Medium Parameters used:  $f=835$  MHz;  $\sigma = 1.012$ ;  $\epsilon_r = 53.67$  mho/m;  $\rho = 1000$  kg/m<sup>3</sup>

**< 2GHz, Daily SPC Check/fastSAR, Dipole Area Scan (41x141x1):**

**Interpolated grid: dx=1.000 mm, dy=1.500 mm**

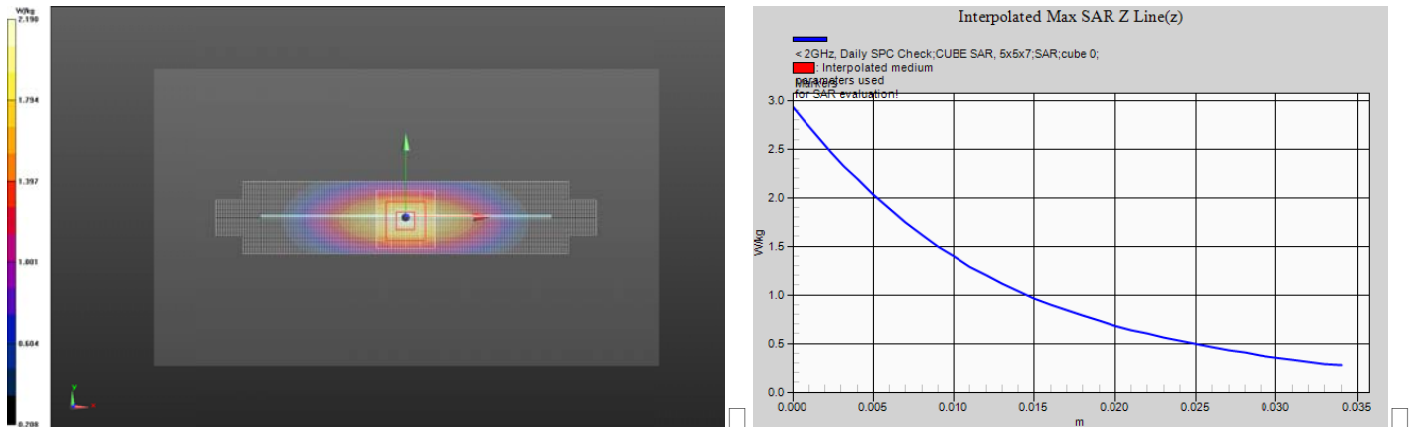
Fast SAR: SAR(1g) = 1.95 W/kg; SAR(10g) = 1.30 W/kg

**< 2GHz, Daily SPC Check/CUBE SAR, 5x5x7 (21x21x36)/Cube 0:**

**Interpolated grid: dx=1.600 mm, dy=1.600 mm, dz=1.000 mm**

Reference Value = 47.646 V/m, Power Drift = -0.00573 dB

Averaged SAR: SAR(1g) = 1.95 W/kg; SAR(10g) = 1.30 W/kg



**< 2GHz, Daily SPC Check**

**Test Laboratory: Motorola Mobility - CW System Verification for SAR using Dipoles**  
**DUT Serial: D1800V2 - SN:2d191; FCC ID: IHDT56PA1**

**DASY Configuration:**

- Probe: ES3DV3 - SN3037; ConvF(4.83,4.83,4.83); Calibrated: 9/13/2012;
- Sensor-Surface: 4 mm (Mechanical Surface Detection)
- Electronics: DAE4 Sn703; Calibrated: 9/11/2012
- Phantom: R#4 Triple Flat Phantom 5.1C (Rev.4); Type: QD 000 P51 CA; Serial: n/a
- DASY52 52.8.5(1059); SEMCAD X Version 14.6.8 (7028)

Communication System: CW for SAR Dipoles; Frequency: 1800 MHz; Channel: 8; Duty Cycle: 1:1.000

Medium Parameters used:  $f=1800$  MHz;  $\sigma = 1.420$ ;  $\epsilon_r = 49.97$  mho/m;  $\rho = 1000$  kg/m<sup>3</sup>

**Daily SPC Check/fastSAR, Dipole Area Scan (41x141x1):**

**Interpolated grid: dx=1.000 mm, dy=1.500 mm**

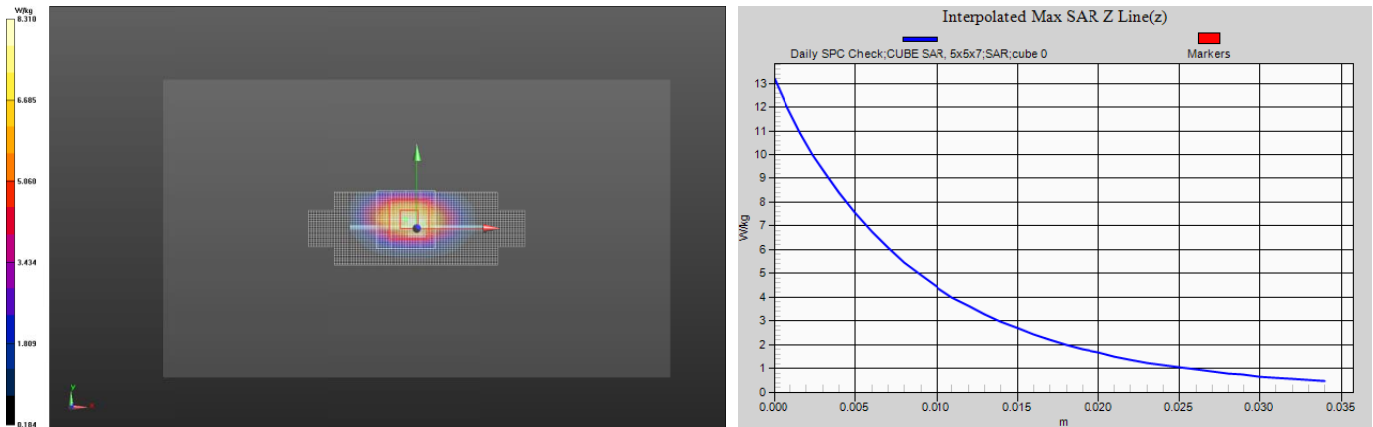
Fast SAR: SAR(1g) = 7.85 W/kg; SAR(10g) = 4.12 W/kg

**Daily SPC Check/CUBE SAR, 5x5x7 (21x21x36)/Cube 0:**

**Interpolated grid: dx=1.600 mm, dy=1.600 mm, dz=1.000 mm**

Reference Value = 77.092 V/m, Power Drift = 0.011 dB

Averaged SAR: SAR(1g) = 7.66 W/kg; SAR(10g) = 4.07 W/kg



**Daily SPC Check**

**Test Laboratory: Motorola Mobility - CW System Verification for SAR using Dipoles**  
**DUT Serial: D1800V2 - SN:2d191; FCC ID: IHDT56PA1**

**DASY Configuration:**

- Probe: ES3DV3 - SN3037; ConvF(4.83,4.83,4.83); Calibrated: 9/13/2012;
- Sensor-Surface: 4 mm (Mechanical Surface Detection)
- Electronics: DAE4 Sn703; Calibrated: 9/11/2012
- Phantom: R#4 Triple Flat Phantom 5.1C (Rev.4); Type: QD 000 P51 CA; Serial: n/a
- DASY52 52.8.5(1059); SEMCAD X Version 14.6.8 (7028)

Communication System: CW for SAR Dipoles; Frequency: 1800 MHz; Channel: 8; Duty Cycle: 1:1.000

Medium Parameters used:  $f=1800$  MHz;  $\sigma = 1.386$ ;  $\epsilon_r = 51.28$  mho/m;  $\rho = 1000$  kg/m<sup>3</sup>

**< 2GHz, Daily SPC Check/fastSAR, Dipole Area Scan (41x141x1):**

**Interpolated grid: dx=1.000 mm, dy=1.500 mm**

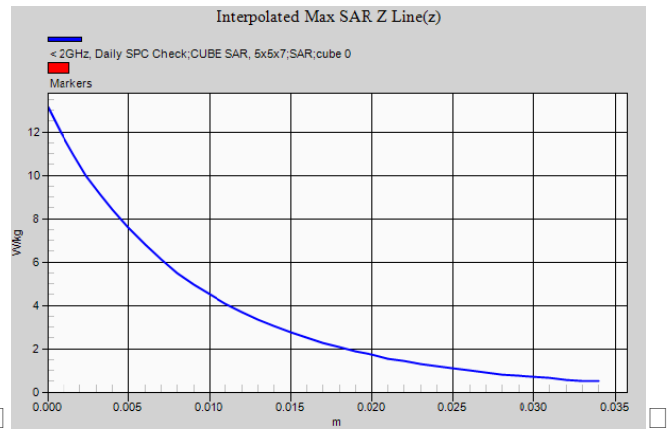
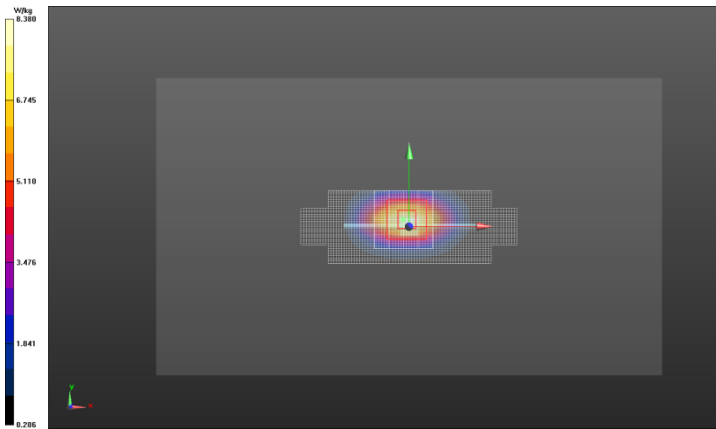
Fast SAR: SAR(1g) = 7.98 W/kg; SAR(10g) = 4.18 W/kg

**< 2GHz, Daily SPC Check/CUBE SAR, 5x5x7 (21x21x36)/Cube 0:**

**Interpolated grid: dx=1.600 mm, dy=1.600 mm, dz=1.000 mm**

Reference Value = 76.603 V/m, Power Drift = 0.021 dB

Averaged SAR: SAR(1g) = 7.86 W/kg; SAR(10g) = 4.16 W/kg



**< 2GHz, Daily SPC Check**

**Test Laboratory: Motorola Mobility - CW System Verification for SAR using Dipoles**  
**DUT Serial: D1800V2 - SN:2d191; FCC ID: IHDT56PA1**

**DASY Configuration:**

- Probe: ES3DV3 - SN3037; ConvF(4.83,4.83,4.83); Calibrated: 9/13/2012;
- Sensor-Surface: 4 mm (Mechanical Surface Detection)
- Electronics: DAE4 Sn703; Calibrated: 9/11/2012
- Phantom: R#4 Triple Flat Phantom 5.1C (Rev.4); Type: QD 000 P51 CA; Serial: n/a
- DASY52 52.8.5(1059); SEMCAD X Version 14.6.8 (7028)

Communication System: CW for SAR Dipoles; Frequency: 1800 MHz; Channel: 8; Duty Cycle: 1:1.000

Medium Parameters used:  $f=1800$  MHz;  $\sigma = 1.463$ ;  $\epsilon_r = 50.69$  mho/m;  $\rho = 1000$  kg/m<sup>3</sup>

**< 2GHz, Daily SPC Check/fastSAR, Dipole Area Scan (41x141x1):**

**Interpolated grid: dx=1.000 mm, dy=1.500 mm**

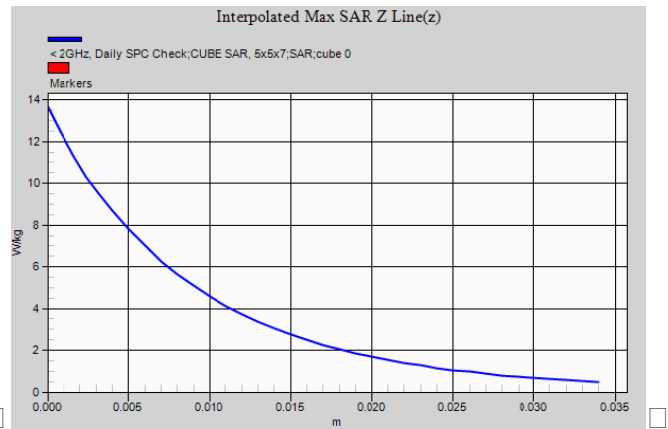
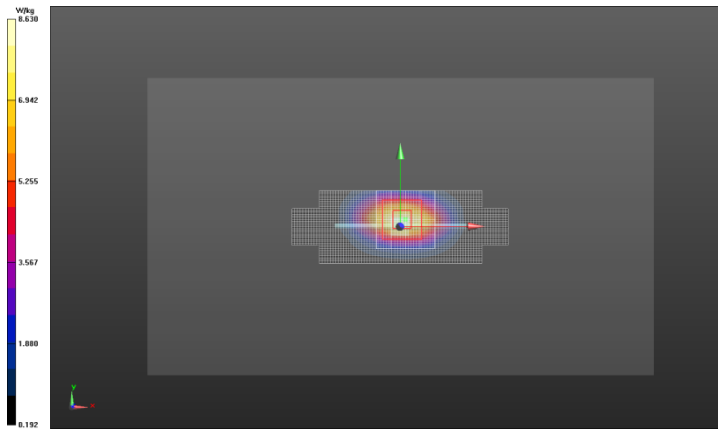
Fast SAR: SAR(1g) = 7.92 W/kg; SAR(10g) = 4.22 W/kg

**< 2GHz, Daily SPC Check/CUBE SAR, 5x5x7 (21x21x36)/Cube 0:**

**Interpolated grid: dx=1.600 mm, dy=1.600 mm, dz=1.000 mm**

Reference Value = 77.888 V/m, Power Drift = 0.033 dB

Averaged SAR: SAR(1g) = 7.82 W/kg; SAR(10g) = 4.16 W/kg



**< 2GHz, Daily SPC Check**

## **Appendix 2**

### **SAR Distribution Plots for Head-Adjacent Test Results**

**Test Laboratory: Motorola Mobility - GSM 850**

**DUT Serial: LXAA1W0032; FCC ID: IHDT56PA1**

Procedure Notes: Power Step: 5; Antenna Position: Internal; Accessory Model #: N/A

Battery Model #: SNN5923A; Device Position: Cheek

**DASY Configuration:**

- Probe: ES3DV3 - SN3037; ConvF(6.23,6.23,6.23); Calibrated: 9/13/2012;
- Sensor-Surface: 4 mm (Mechanical Surface Detection)
- Electronics: DAE4 Sn703; Calibrated: 9/11/2012
- Phantom: R#4 Sugar SAM (extended range), Rev.2 (24-Feb-12); Type: SAM v4.0; Serial: TP-1132
- DASY52 52.8.5(1059); SEMCAD X Version 14.6.8 (7028)

Communication System: GSM 850; Frequency: 836.6 MHz; Channel: 190; Duty Cycle: 1:4.150

Radio Configuration: GPRS Class 10, 2 Uplink Timeslots

Medium Parameters used:  $f=836.6$  MHz;  $\sigma = 0.9306$ ;  $\epsilon_r = 41.62$  mho/m;  $\rho = 1000$  kg/m<sup>3</sup>

**0.6-2GHz Right Head Template/15mm, Area Scan (61x161x1):**

**Interpolated grid: dx=1.500 mm, dy=1.500 mm**


Fast SAR: SAR(1g) = 0.400 W/kg; SAR(10g) = 0.273 W/kg

**0.6-2GHz Right Head Template/5x5x7 Zoom Scan (0.6-2GHz) (21x21x36)/Cube 0:**

**Interpolated grid: dx=1.600 mm, dy=1.600 mm, dz=1.000 mm**

Reference Value = 21.304 V/m, Power Drift = -0.067 dB

Averaged SAR: SAR(1g) = 0.400 W/kg; SAR(10g) = 0.301 W/kg



**0.6-2GHz Right Head Template**

**Test Laboratory: Motorola Mobility - GSM 1900**

**DUT Serial: LXAA1W0032; FCC ID: IHDT56PA1**

Procedure Notes: Power Step: 0; Antenna Position: Internal; Accessory Model #: N/A

Battery Model #: SNN5923A; Device Position: Cheek

**DASY Configuration:**

- Probe: ES3DV3 - SN3037; ConvF(5.15,5.15,5.15); Calibrated: 9/13/2012;
- Sensor-Surface: 4 mm (Mechanical Surface Detection)
- Electronics: DAE4 Sn703; Calibrated: 9/11/2012
- Phantom: R#4 Glycol SAM (extended range), Rev.2 (24-Feb-12); Type: SAM v4.0; Serial: TP-1162
- DASY52 52.8.5(1059); SEMCAD X Version 14.6.8 (7028)

Communication System: GSM 1900; Frequency: 1880 MHz; Channel: 661; Duty Cycle: 1:4.150

Radio Configuration: GPRS Class 10, 2 Uplink Timeslots

Medium Parameters used:  $f=1880$  MHz;  $\sigma = 1.387$ ;  $\epsilon_r = 38.47$  mho/m;  $\rho = 1000$  kg/m<sup>3</sup>

**0.6-2GHz Right Head Template/15mm, Area Scan (61x161x1):**

**Interpolated grid: dx=1.500 mm, dy=1.500 mm**


Fast SAR: SAR(1g) = 0.228 W/kg; SAR(10g) = 0.131 W/kg

**0.6-2GHz Right Head Template/5x5x7 Zoom Scan (0.6-2GHz) (21x21x36)/Cube 0:**

**Interpolated grid: dx=1.600 mm, dy=1.600 mm, dz=1.000 mm**

Reference Value = 11.805 V/m, Power Drift = 0.138 dB

Averaged SAR: SAR(1g) = 0.240 W/kg; SAR(10g) = 0.147 W/kg



**0.6-2GHz Right Head Template**

**Test Laboratory: Motorola Mobility - WCDMA 850**

**DUT Serial: LXAA1W0030; FCC ID: IHDT56PA1**

Procedure Notes: Power Step: All up Bits; Antenna Position: Internal; Accessory Model #: N/A

Battery Model #: SNN5923A; Device Position: Cheek

**DASY Configuration:**

- Probe: ES3DV3 - SN3184; ConvF(6.15,6.15,6.15); Calibrated: 4/25/2012;
- Sensor-Surface: 4 mm (Mechanical Surface Detection)
- Electronics: DAE3 Sn378; Calibrated: 4/11/2012
- Phantom: R#1 - Sugar SAM (extended range), Rev.2 (24-Feb-12); Type: SAM v4.0; Serial: TP-1156
- DASY52 52.8.5(1059); SEMCAD X Version 14.6.8 (7028)

Communication System: WCDMA-850; Frequency: 836.0 MHz; Channel: 4180; Duty Cycle: 1:1.000

Medium Parameters used:  $f=836$  MHz;  $\sigma = 0.9351$ ;  $\epsilon_r = 41.07$  mho/m;  $\rho = 1000$  kg/m<sup>3</sup>

**Right Head Template/15mm, Area Scan (61x161x1):**

**Interpolated grid: dx=1.500 mm, dy=1.500 mm**


Fast SAR: SAR(1g) = 0.218 W/kg; SAR(10g) = 0.148 W/kg

**Right Head Template/5x5x7 Zoom Scan (<=3GHz) (21x21x36)/Cube 0:**

**Interpolated grid: dx=1.600 mm, dy=1.600 mm, dz=1.000 mm**

Reference Value = 15.833 V/m, Power Drift = -0.035 dB

Averaged SAR: SAR(1g) = 0.218 W/kg; SAR(10g) = 0.161 W/kg



**Right Head Template**

**Test Laboratory: Motorola Mobility - WCDMA-1900**

**DUT Serial: LXAA1W0030; FCC ID: IHDT56PA1**

Procedure Notes: Power Step: All up Bits; Antenna Position: Internal; Accessory Model #: N/A

Battery Model #: SNN5923A; Device Position: Cheek

**DASY Configuration:**

- Probe: ES3DV3 - SN3184; ConvF(5.48,5.48,5.48); Calibrated: 4/25/2012;
- Sensor-Surface: 4 mm (Mechanical Surface Detection)
- Electronics: DAE3 Sn378; Calibrated: 4/11/2012
- Phantom: R#1 - Glycol SAM (extended range), Rev.2 (24-Feb-12); Type: SAM v4.0; Serial: TP-1319
- DASY52 52.8.5(1059); SEMCAD X Version 14.6.8 (7028)

Communication System: WCDMA-1900; Frequency: 1880 MHz; Channel: 9400; Duty Cycle: 1:1.000

Medium Parameters used:  $f=1880$  MHz;  $\sigma = 1.450$ ;  $\epsilon_r = 36.27$  mho/m;  $\rho = 1000$  kg/m<sup>3</sup>

**Right Head Template/15mm, Area Scan (61x161x1):**

**Interpolated grid: dx=1.500 mm, dy=1.500 mm**


Fast SAR: SAR(1g) = 0.612 W/kg; SAR(10g) = 0.348 W/kg

**Right Head Template/5x5x7 Zoom Scan (<=3GHz) (21x21x36)/Cube 0:**

**Interpolated grid: dx=1.600 mm, dy=1.600 mm, dz=1.000 mm**

Reference Value = 18.954 V/m, Power Drift = 0.031 dB

Averaged SAR: SAR(1g) = 0.611 W/kg; SAR(10g) = 0.367 W/kg



**Right Head Template**

**Test Laboratory: Motorola Mobility - LTE Band 2**

**DUT Serial: LXAA1W0012; FCC ID: IHDT56PA1**

Procedure Notes: Power Step: MAX; Antenna Position: Internal; Accessory Model #: N/A

Battery Model #: SNN5923A; Device Position: Cheek

**DASY Configuration:**

- Probe: ES3DV3 - SN3037; ConvF(5.15,5.15,5.15); Calibrated: 9/13/2012;
- Sensor-Surface: 4 mm (Mechanical Surface Detection)
- Electronics: DAE4 Sn703; Calibrated: 9/11/2012
- Phantom: R#4 Glycol SAM (extended range), Rev.2 (24-Feb-12); Type: SAM v4.0; Serial: TP-1162
- DASY52 52.8.5(1059); SEMCAD X Version 14.6.8 (7028)

Communication System: Band 2; Frequency: 1880 MHz; Channel: 18900; Duty Cycle: 1:1.000

Radio Configuration: 20 MHz Channel Bandwidth, QPSK Modulation, Start RB: 0, # RB: 1

Medium Parameters used:  $f=1880$  MHz;  $\sigma = 1.445$ ;  $\epsilon_r = 36.44$  mho/m;  $\rho = 1000$  kg/m<sup>3</sup>

**Right Head Template/15mm, Area Scan (61x161x1):**

**Interpolated grid: dx=1.500 mm, dy=1.500 mm**


Fast SAR: SAR(1g) = 0.338 W/kg; SAR(10g) = 0.199 W/kg

**Right Head Template/5x5x7 Zoom Scan (<=3GHz) (21x21x36)/Cube 0:**

**Interpolated grid: dx=1.600 mm, dy=1.600 mm, dz=1.000 mm**

Reference Value = 14.826 V/m, Power Drift = -0.081 dB

Averaged SAR: SAR(1g) = 0.359 W/kg; SAR(10g) = 0.220 W/kg



**Right Head Template**

**Test Laboratory: Motorola Mobility - LTE Band 4**

**DUT Serial: LXAA1W0012 (Phone 3); FCC ID: IHDT56PA1**

Procedure Notes: Power Step: MAX; Antenna Position: Internal; Accessory Model #: N/A

Battery Model #: SNN5923A; Device Position: Cheek

**DASY Configuration:**

- Probe: ES3DV3 - SN3124; ConvF(5.07,5.07,5.07); Calibrated: 8/20/2012;
- Sensor-Surface: 4 mm (Mechanical Surface Detection)
- Electronics: DAE4 Sn376; Calibrated: 9/3/2012
- Phantom: R#2 Glycol SAM (extended range), Rev.2 (24-Feb-12); Type: SAM v4.0; Serial: TP-1136
- DASY52 52.8.5(1059); SEMCAD X Version 14.6.8 (7028)

Communication System: Band 4; Frequency: 1733 MHz; Channel: 20175; Duty Cycle: 1:1.000

Radio Configuration: 20 MHz Channel Bandwidth, QPSK Modulation, Start RB: 50, # RB: 1

Medium Parameters used:  $f=1732.5$  MHz;  $\sigma = 1.349$ ;  $\epsilon_r = 36.90$  mho/m;  $\rho = 1000$  kg/m<sup>3</sup>

**Right Head Template/15mm, Area Scan (61x161x1):**

**Interpolated grid: dx=1.500 mm, dy=1.500 mm**


Fast SAR: SAR(1g) = 1.21 W/kg; SAR(10g) = 0.713 W/kg

**Right Head Template/5x5x7 Zoom Scan (<=3GHz) (21x21x36)/Cube 0:**

**Interpolated grid: dx=1.600 mm, dy=1.600 mm, dz=1.000 mm**

Reference Value = 24.994 V/m, Power Drift = 0.012 dB

Averaged SAR: SAR(1g) = 1.21 W/kg; SAR(10g) = 0.756 W/kg



**Right Head Template**

**Test Laboratory: Motorola Mobility - LTE Band 5**

**DUT Serial: LXAA1W0019; FCC ID: IHDT56PA1**

Procedure Notes: Power Step: MAX; Antenna Position: Internal; Accessory Model #: N/A

Battery Model #: SNN5923A; Device Position: Cheek

**DASY Configuration:**

- Probe: ES3DV3 - SN3124; ConvF(6.01,6.01,6.01); Calibrated: 8/20/2012;
- Sensor-Surface: 4 mm (Mechanical Surface Detection)
- Electronics: DAE4 Sn376; Calibrated: 9/3/2012
- Phantom: R#2 Sugar SAM (extended range), Rev.2 (24-Feb-12); Type: SAM v4.0; Serial: TP-1235
- DASY52 52.8.5(1059); SEMCAD X Version 14.6.8 (7028)

Communication System: Band 5; Frequency: 836.5 MHz; Channel: 20525; Duty Cycle: 1:1.000

Radio Configuration: 10 MHz Channel Bandwidth, QPSK Modulation, Start RB: 0, # RB: 1

Medium Parameters used:  $f=836.5$  MHz;  $\sigma = 0.9229$ ;  $\epsilon_r = 40.83$  mho/m;  $\rho = 1000$  kg/m<sup>3</sup>

**Right Head Template/10mm, Area Scan (91x241x1):**

**Interpolated grid: dx=1.000 mm, dy=1.000 mm**


Fast SAR: SAR(1g) = 0.246 W/kg; SAR(10g) = 0.167 W/kg

**Right Head Template/5x5x7 Zoom Scan (<=3GHz) (21x21x36)/Cube 0:**

**Interpolated grid: dx=1.600 mm, dy=1.600 mm, dz=1.000 mm**

Reference Value = 16.016 V/m, Power Drift = 0.052 dB

Averaged SAR: SAR(1g) = 0.248 W/kg; SAR(10g) = 0.185 W/kg



**Right Head Template**

**Test Laboratory: Motorola Mobility - LTE Band 7**

**DUT Serial: LXAA1W0012; FCC ID: IHDT56PA1**

Procedure Notes: Power Step: MAX; Antenna Position: Internal; Accessory Model #: N/A

Battery Model #: SNN5923A; Device Position: Cheek

**DASY Configuration:**

- Probe: EX3DV4 - SN3730; ConvF(6.72,6.72,6.72); Calibrated: 8/24/2012;
- Sensor-Surface: 4 mm (Mechanical Surface Detection)
- Electronics: DAE4 Sn699; Calibrated: 9/12/2012
- Phantom: R#3, 2450 WiFi SAM (extended range), Rev.2 (24-Feb-12); Type: SAM v4.0; Serial: TP-1153
- DASY52 52.8.5(1059); SEMCAD X Version 14.6.8 (7028)

Communication System: Band 7; Frequency: 2560 MHz; Channel: 21350; Duty Cycle: 1:1.000

Radio Configuration: 20 MHz Channel Bandwidth, QPSK Modulation, Start RB: 50, # RB: 1

Medium Parameters used:  $f=2560$  MHz;  $\sigma = 1.915$ ;  $\epsilon_r = 37.23$  mho/m;  $\rho = 1000$  kg/m<sup>3</sup>

**Right Head Template/10mm, Area Scan (91x241x1):**

**Interpolated grid: dx=1.000 mm, dy=1.000 mm**


Fast SAR: SAR(1g) = 0.546 W/kg; SAR(10g) = 0.285 W/kg

**Right Head Template/5x5x7 Zoom Scan (<=3GHz) (21x26x36)/Cube 0:**

**Interpolated grid: dx=1.600 mm, dy=1.600 mm, dz=1.000 mm**

Reference Value = 13.100 V/m, Power Drift = 0.198 dB

Averaged SAR: SAR(1g) = 0.550 W/kg; SAR(10g) = 0.303 W/kg



**Right Head Template**

**Test Laboratory: Motorola Mobility - LTE Band 17**

**DUT Serial: LXAA1W0019; FCC ID: IHDT56PA1**

Procedure Notes: Power Step: MAX; Antenna Position: Internal; Accessory Model #: N/A

Battery Model #: SNN5923A; Device Position: Cheek

**DASY Configuration:**

- Probe: ES3DV3 - SN3037; ConvF(6.46,6.46,6.46); Calibrated: 9/13/2012;
- Sensor-Surface: 4 mm (Mechanical Surface Detection)
- Electronics: DAE4 Sn703; Calibrated: 9/11/2012
- Phantom: R#4 Glycol SAM (extended range), Rev.2 (24-Feb-12); Type: SAM v4.0; Serial: TP-1162
- DASY52 52.8.5(1059); SEMCAD X Version 14.6.8 (7028)

Communication System: Band 17; Frequency: 710.0 MHz; Channel: 23790; Duty Cycle: 1:1.000

Radio Configuration: 10 MHz Channel Bandwidth, QPSK Modulation, Start RB: 49, # RB: 1

Medium Parameters used:  $f=710$  MHz;  $\sigma = 0.8305$ ;  $\epsilon_r = 41.21$  mho/m;  $\rho = 1000$  kg/m<sup>3</sup>

**Left Head Template/15mm, Area Scan (61x161x1):**

**Interpolated grid: dx=1.500 mm, dy=1.500 mm**

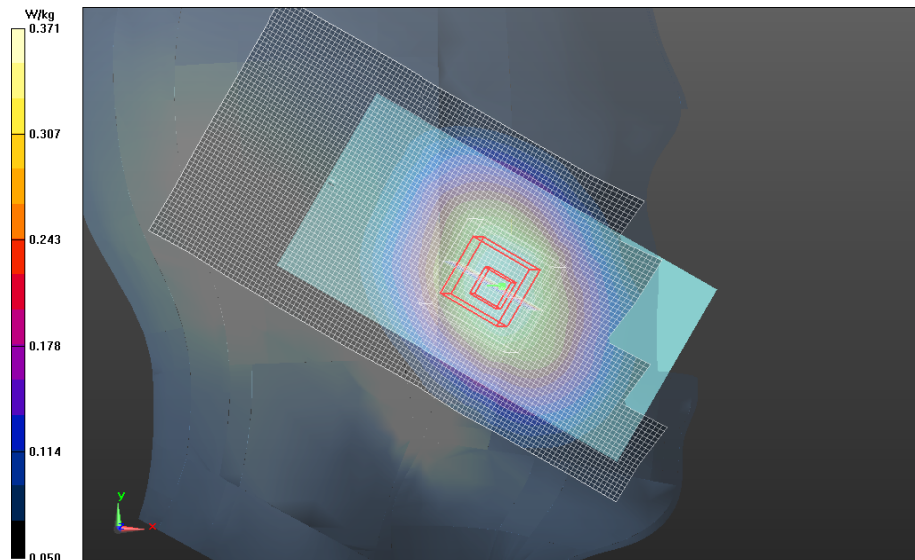
Fast SAR: SAR(1g) = 0.374 W/kg; SAR(10g) = 0.258 W/kg

**Left Head Template/5x5x7 Zoom Scan (<=3GHz) (21x21x36)/Cube 0:**

**Interpolated grid: dx=1.600 mm, dy=1.600 mm, dz=1.000 mm**

Reference Value = 21.166 V/m, Power Drift = -0.060 dB

Averaged SAR: SAR(1g) = 0.373 W/kg; SAR(10g) = 0.284 W/kg



**Left Head Template**

**Test Laboratory: Motorola Mobility - 2450MHz WI-FI**

**DUT Serial: LXAA1W0032; FCC ID: IHDT56PA1**

Procedure Notes: Power Step: N/A; Antenna Position: Internal; Accessory Model #: N/A

Battery Model #: SNN5923A; Device Position: Cheek

**DASY Configuration:**

- Probe: EX3DV4 - SN3730; ConvF(6.90,6.90,6.90); Calibrated: 8/24/2012;
- Sensor-Surface: 4 mm (Mechanical Surface Detection)
- Electronics: DAE4 Sn699; Calibrated: 9/12/2012
- Phantom: R#3, 2450 WiFi SAM (extended range), Rev.2 (24-Feb-12); Type: SAM v4.0; Serial: TP-1153
- DASY52 52.8.5(1059); SEMCAD X Version 14.6.8 (7028)

Communication System: 2450MHz WIFI; Frequency: 2437 MHz; Channel: 6; Duty Cycle: 1:1.000

Radio Configuration: 802.11b Mode, 1 Mbps Data Rate

Medium Parameters used:  $f=2437$  MHz;  $\sigma = 1.799$ ;  $\epsilon_r = 37.21$  mho/m;  $\rho = 1000$  kg/m<sup>3</sup>

**Right Head Template/10mm, Area Scan (91x241x1):**

**Interpolated grid: dx=1.000 mm, dy=1.000 mm**


Fast SAR: SAR(1g) = 0.906 W/kg; SAR(10g) = 0.433 W/kg

**Right Head Template/5x5x7 Zoom Scan (<=3GHz) (21x21x36)/Cube 0:**

**Interpolated grid: dx=1.600 mm, dy=1.600 mm, dz=1.000 mm**

Reference Value = 12.817 V/m, Power Drift = -0.066 dB

Averaged SAR: SAR(1g) = 0.965 W/kg; SAR(10g) = 0.430 W/kg



**Right Head Template**

**Test Laboratory: Motorola Mobility - 5210 MHz Wi-Fi**

**DUT Serial: LXAA1W0032; FCC ID: IHDT56PA1**

Procedure Notes: Power Step: N/A; Antenna Position: Internal; Accessory Model #: N/A

Battery Model #: SNN5923A; Device Position: Cheek

**DASY Configuration:**

- Probe: EX3DV4 - SN3730; ConvF(4.90,4.90,4.90); Calibrated: 8/24/2012;
- Sensor-Surface: 2 mm (Mechanical Surface Detection)
- Electronics: DAE4 Sn784; Calibrated: 3/6/2013
- Phantom: R#3, 5GHz SAM, REV.2 (13nov12); Type: SAM; Serial: TP-1106
- DASY52 52.8.5(1059); SEMCAD X Version 14.6.8 (7028)

Communication System: 5210 MHz Sub-Band; Frequency: 5180 MHz; Channel: 36; Duty Cycle: 1:1.000

Radio Configuration: 802.11a Mode, 6 Mbps Data Rate

Medium Parameters used:  $f=5180$  MHz;  $\sigma = 4.688$ ;  $\epsilon_r = 34.88$  mho/m;  $\rho = 1000$  kg/m<sup>3</sup>

**Right Head Template/Area Scan - Normal (10mm) (91x211x1):**

**Interpolated grid: dx=1.000 mm, dy=1.000 mm**

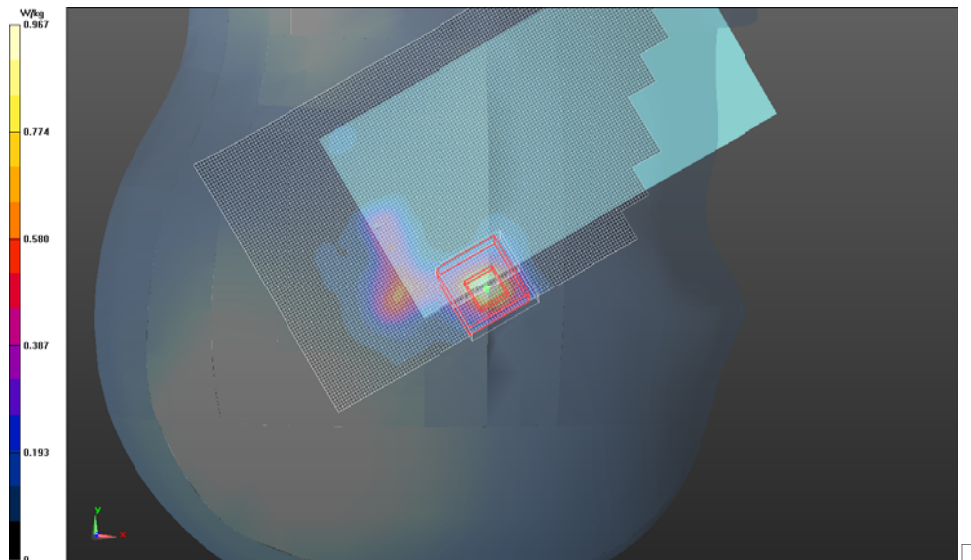
Fast SAR: SAR(1g) = 0.454 W/kg; SAR(10g) = 0.142 W/kg

**Right Head Template/7x7x12 Zoom Scan (5-6GHz) (31x31x31)/Cube 0:**

**Interpolated grid: dx=0.800 mm, dy=0.800 mm, dz=0.400 mm**

Reference Value = 10.185 V/m, Power Drift = -0.314 dB

Averaged SAR: SAR(1g) = 0.470 W/kg; SAR(10g) = 0.143 W/kg



**Right Head Template**

**Test Laboratory: Motorola Mobility - 5785 MHz WI-FI**

**DUT Serial: LXAA1W0032; FCC ID: IHDT56PA1**

Procedure Notes: Power Step: N/A; Antenna Position: Internal; Accessory Model #: N/A

Battery Model #: SNN5923A; Device Position: Cheek

**DASY Configuration:**

- Probe: EX3DV4 - SN3730; ConvF(4.24,4.24,4.24); Calibrated: 8/24/2012;
- Sensor-Surface: 2 mm (Mechanical Surface Detection)
- Electronics: DAE4 Sn699; Calibrated: 9/12/2012
- Phantom: R#3, 5GHz SAM, REV.2 (13nov12); Type: SAM; Serial: TP-1106
- DASY52 52.8.5(1059); SEMCAD X Version 14.6.8 (7028)

Communication System: 5785 MHz Sub-Band; Frequency: 5785 MHz; Channel: 157; Duty Cycle: 1:1.000

Radio Configuration: 802.11a Mode, 6 Mbps Data Rate

Medium Parameters used:  $f=5785$  MHz;  $\sigma = 5.332$ ;  $\epsilon_r = 33.04$  mho/m;  $\rho = 1000$  kg/m<sup>3</sup>

**Right Head Template/Area Scan - Normal (10mm) (91x211x1):**

**Interpolated grid: dx=1.000 mm, dy=1.000 mm**


Fast SAR: SAR(1g) = 0.402 W/kg; SAR(10g) = 0.136 W/kg

**Right Head Template/7x7x12 Zoom Scan (5-6GHz) (31x31x31)/Cube 0:**

**Interpolated grid: dx=0.800 mm, dy=0.800 mm, dz=0.400 mm**

Reference Value = 8.317 V/m, Power Drift = -0.117 dB

Averaged SAR: SAR(1g) = 0.419 W/kg; SAR(10g) = 0.142 W/kg



**Right Head Template**

## **Appendix 3**

### **SAR Distribution Plots for Body-Worn Accessory Test Results**

**Test Laboratory: Motorola Mobility - GSM 850**

**DUT Serial: LXAA1W0032; FCC ID: IHDT56PA1**

Procedure Notes: Power Step: 5; Antenna Position: Internal; Accessory Model #: N/A

Battery Model #: SNN5923A; Device Position: Body-Worn, Front of Phone 25 mm from Phantom

**DASY Configuration:**

- Probe: ES3DV3 - SN3037; ConvF(6.16,6.16,6.16); Calibrated: 9/13/2012;
- Sensor-Surface: 4 mm (Mechanical Surface Detection)
- Electronics: DAE4 Sn703; Calibrated: 9/11/2012
- Phantom: R#4 Triple Flat Phantom 5.1C (Rev.4); Type: QD 000 P51 CA; Serial: n/a
- DASY52 52.8.5(1059); SEMCAD X Version 14.6.8 (7028)

Communication System: GSM 850; Frequency: 836.6 MHz; Channel: 190; Duty Cycle: 1:4.150

Radio Configuration: GPRS Class 10, 2 Uplink Timeslots

Medium Parameters used:  $f=836.6$  MHz;  $\sigma = 1.009$ ;  $\epsilon_r = 56.70$  mho/m;  $\rho = 1000$  kg/m<sup>3</sup>

**0.6-2GHz Triple Flat Phone Template/Area Scan (15mm), not for EDGES (181x101x1):**

**Interpolated grid: dx=1.500 mm, dy=1.500 mm**


Fast SAR: SAR(1g) = 0.405 W/kg; SAR(10g) = 0.284 W/kg

**0.6-2GHz Triple Flat Phone Template/5x5x7 Zoom Scan (0.6-2GHz) (21x21x36)/Cube 0:**

**Interpolated grid: dx=1.600 mm, dy=1.600 mm, dz=1.000 mm**

Reference Value = 20.852 V/m, Power Drift = -0.066 dB

Averaged SAR: SAR(1g) = 0.406 W/kg; SAR(10g) = 0.306 W/kg



**0.6-2GHz Triple Flat Phone Template**

**Test Laboratory: Motorola Mobility - GSM 1900**

**DUT Serial: LXAA1W0032; FCC ID: IHDT56PA1**

Procedure Notes: Power Step: 0; Antenna Position: Internal; Accessory Model #: N/A

Battery Model #: SNN5923A; Device Position: Body-Worn, Back of Phone 25mm from Phantom

**DASY Configuration:**

- Probe: ES3DV3 - SN3037; ConvF(4.83,4.83,4.83); Calibrated: 9/13/2012;
- Sensor-Surface: 4 mm (Mechanical Surface Detection)
- Electronics: DAE4 Sn703; Calibrated: 9/11/2012
- Phantom: R#4 Triple Flat Phantom 5.1C (Rev.4); Type: QD 000 P51 CA; Serial: n/a
- DASY52 52.8.5(1059); SEMCAD X Version 14.6.8 (7028)

Communication System: GSM 1900; Frequency: 1880 MHz; Channel: 661; Duty Cycle: 1:4.150

Radio Configuration: GPRS Class 10, 2 Uplink Timeslots

Medium Parameters used:  $f=1880$  MHz;  $\sigma = 1.479$ ;  $\epsilon_r = 50.93$  mho/m;  $\rho = 1000$  kg/m<sup>3</sup>

**0.6-2GHz Triple Flat Phone Template/Area Scan (15mm), not for EDGES (181x101x1):**

**Interpolated grid: dx=1.500 mm, dy=1.500 mm**


Fast SAR: SAR(1g) = 0.176 W/kg; SAR(10g) = 0.104 W/kg

**0.6-2GHz Triple Flat Phone Template/5x5x7 Zoom Scan (0.6-2GHz) (21x21x36)/Cube 0:**

**Interpolated grid: dx=1.600 mm, dy=1.600 mm, dz=1.000 mm**

Reference Value = 11.216 V/m, Power Drift = -0.021 dB

Averaged SAR: SAR(1g) = 0.181 W/kg; SAR(10g) = 0.112 W/kg



**0.6-2GHz Triple Flat Phone Template**

**Test Laboratory: Motorola Mobility - WCDMA-850**

**DUT Serial: LXAA1W0030; FCC ID: IHDT56PA1**

Procedure Notes: Power Step: All up Bits; Antenna Position: Internal; Accessory Model #: N/A  
Battery Model #: SNN5923A; Device Position: Body Worn, Back of Phone 25 mm from Phantom

**DASY Configuration:**

- Probe: ES3DV3 - SN3184; ConvF(6.19,6.19,6.19); Calibrated: 4/25/2012;
- Sensor-Surface: 4 mm (Mechanical Surface Detection)
- Electronics: DAE3 Sn378; Calibrated: 4/11/2012
- Phantom: R#-1, Triple Flat Phantom 5.1C (Rev.4); Type: QD 000 P51 CA; Serial: n/a
- DASY52 52.8.5(1059); SEMCAD X Version 14.6.8 (7028)

Communication System: WCDMA-850; Frequency: 836.0 MHz; Channel: 4180; Duty Cycle: 1:1.000

Medium Parameters used:  $f=836$  MHz;  $\sigma = 1.002$ ;  $\epsilon_r = 53.24$  mho/m;  $\rho = 1000$  kg/m<sup>3</sup>

**Triple Flat Phone Template/Area Scan (15mm) (181x101x1):**

**Interpolated grid: dx=1.500 mm, dy=1.500 mm**

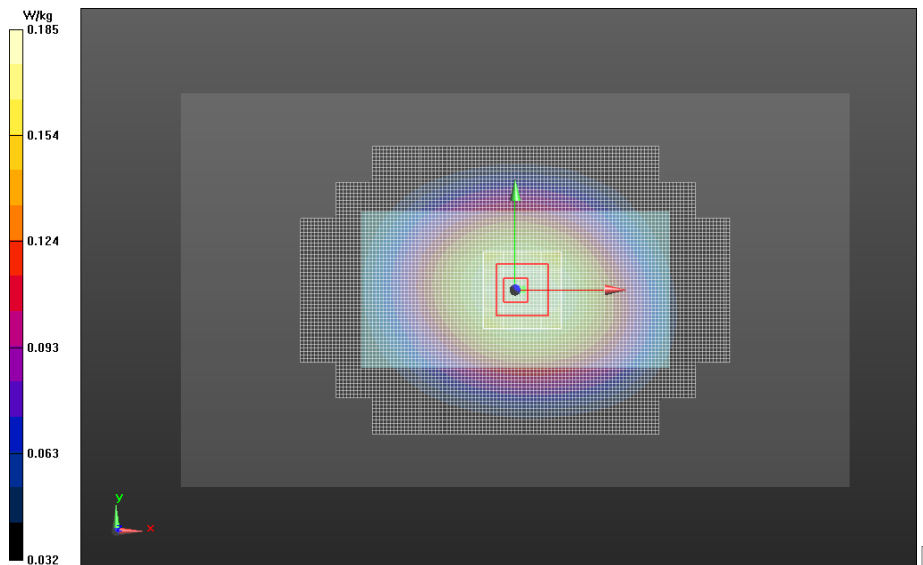
Fast SAR: SAR(1g) = 0.181 W/kg; SAR(10g) = 0.127 W/kg

**Triple Flat Phone Template/5x5x7 Zoom Scan (<=3GHz) (21x21x36)/Cube 0:**

**Interpolated grid: dx=1.600 mm, dy=1.600 mm, dz=1.000 mm**

Reference Value = 14.015 V/m, Power Drift = -0.110 dB

Averaged SAR: SAR(1g) = 0.177 W/kg; SAR(10g) = 0.134 W/kg



**Triple Flat Phone Template**

**Test Laboratory: Motorola Mobility - WCDMA-1900**

**DUT Serial: LXAA1W0030; FCC ID: IHDT56PA1**

Procedure Notes: Power Step: All up Bits; Antenna Position: Internal; Accessory Model #: N/A  
Battery Model #: SNN5923A; Device Position: Body Worn, Back of Phone 25 mm from Phantom

**DASY Configuration:**

- Probe: ES3DV3 - SN3124; ConvF(4.76,4.76,4.76); Calibrated: 8/20/2012;
- Sensor-Surface: 4 mm (Mechanical Surface Detection)
- Electronics: DAE4 Sn376; Calibrated: 9/3/2012
- Phantom: R#2 Triple Flat Phantom 5.1C (Rev.4); Type: QD 000 P51 CA; Serial: n/a
- DASY52 52.8.5(1059); SEMCAD X Version 14.6.8 (7028)

Communication System: WCDMA-1900; Frequency: 1880 MHz; Channel: 9400; Duty Cycle: 1:1.000

Medium Parameters used:  $f=1880$  MHz;  $\sigma = 1.535$ ;  $\epsilon_r = 49.90$  mho/m;  $\rho = 1000$  kg/m<sup>3</sup>

**Triple Flat Phone Template/Area Scan (15mm) (181x101x1):**

**Interpolated grid: dx=1.500 mm, dy=1.500 mm**


Fast SAR: SAR(1g) = 0.226 W/kg; SAR(10g) = 0.135 W/kg

**Triple Flat Phone Template/5x5x7 Zoom Scan (<=3GHz) (21x21x36)/Cube 0:**

**Interpolated grid: dx=1.600 mm, dy=1.600 mm, dz=1.000 mm**

Reference Value = 11.154 V/m, Power Drift = -0.111 dB

Averaged SAR: SAR(1g) = 0.232 W/kg; SAR(10g) = 0.144 W/kg



**Triple Flat Phone Template**

**Test Laboratory: Motorola Mobility - LTE Band 2**

**DUT Serial: LXAA1W0012; FCC ID: IHDT56PA1**

Procedure Notes: Power Step: MAX; Antenna Position: Internal; Accessory Model #: N/A  
Battery Model #: SNN5923A; Device Position: Body Worn, Back of Phone 25 mm from Phantom

**DASY Configuration:**

- Probe: ES3DV3 - SN3124; ConvF(4.76,4.76,4.76); Calibrated: 8/20/2012;
- Sensor-Surface: 4 mm (Mechanical Surface Detection)
- Electronics: DAE4 Sn376; Calibrated: 9/3/2012
- Phantom: R#2 Triple Flat Phantom 5.1C (Rev.4); Type: QD 000 P51 CA; Serial: n/a
- DASY52 52.8.5(1059); SEMCAD X Version 14.6.8 (7028)

Communication System: Band 2; Frequency: 1880 MHz; Channel: 18900; Duty Cycle: 1:1.000

Radio Configuration: 20 MHz Channel Bandwidth, QPSK Modulation, Start RB: 0, # RB: 1

Medium Parameters used:  $f=1880$  MHz;  $\sigma = 1.546$ ;  $\epsilon_r = 49.74$  mho/m;  $\rho = 1000$  kg/m<sup>3</sup>

**Triple Flat Phone Template/Area Scan (10mm) (261x141x1):**

**Interpolated grid: dx=1.000 mm, dy=1.000 mm**

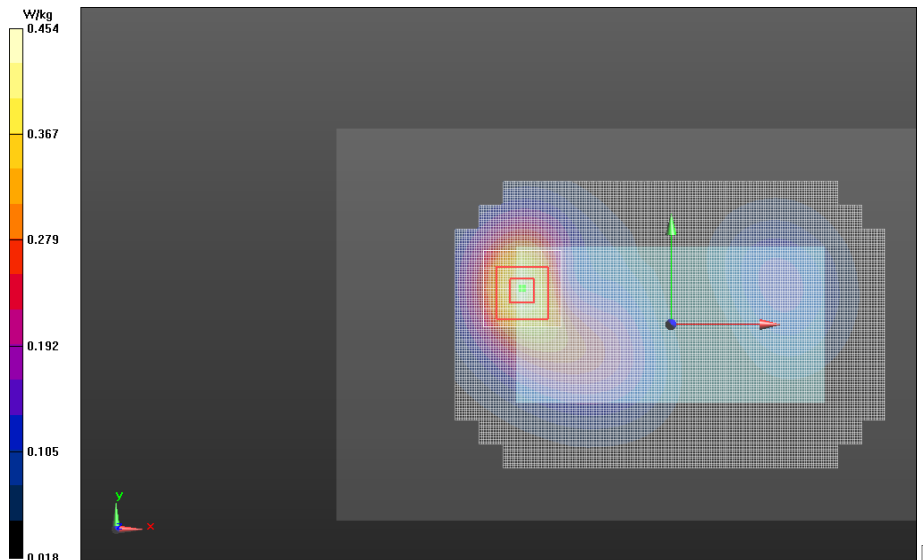
Fast SAR: SAR(1g) = 0.416 W/kg; SAR(10g) = 0.244 W/kg

**Triple Flat Phone Template/5x5x7 Zoom Scan (<=3GHz) (21x21x36)/Cube 0:**

**Interpolated grid: dx=1.600 mm, dy=1.600 mm, dz=1.000 mm**

Reference Value = 13.945 V/m, Power Drift = -0.030 dB

Averaged SAR: SAR(1g) = 0.416 W/kg; SAR(10g) = 0.257 W/kg



**Triple Flat Phone Template**

**Test Laboratory: Motorola Mobility - LTE Band 4**

**DUT Serial: LXAA1W0012; FCC ID: IHDT56PA1**

Procedure Notes: Power Step: MAX; Antenna Position: Internal; Accessory Model #: N/A  
Battery Model #: SNN5923A; Device Position: Body Worn, Back of Phone 25 mm from Phantom

**DASY Configuration:**

- Probe: ES3DV3 - SN3124; ConvF(4.76,4.76,4.76); Calibrated: 8/20/2012;
- Sensor-Surface: 4 mm (Mechanical Surface Detection)
- Electronics: DAE4 Sn376; Calibrated: 9/3/2012
- Phantom: R#2 Triple Flat Phantom 5.1C (Rev.4); Type: QD 000 P51 CA; Serial: n/a
- DASY52 52.8.5(1059); SEMCAD X Version 14.6.8 (7028)

Communication System: Band 4; Frequency: 1733 MHz; Channel: 20175; Duty Cycle: 1:1.000

Radio Configuration: 20 MHz Channel Bandwidth, QPSK Modulation, Start RB: 50, # RB: 1

Medium Parameters used:  $f=1732.5$  MHz;  $\sigma = 1.506$ ;  $\epsilon_r = 50.76$  mho/m;  $\rho = 1000$  kg/m<sup>3</sup>

**Triple Flat Phone Template/Area Scan (10mm) (261x141x1):**

**Interpolated grid: dx=1.000 mm, dy=1.000 mm**


Fast SAR: SAR(1g) = 0.397 W/kg; SAR(10g) = 0.246 W/kg

**Triple Flat Phone Template/5x5x7 Zoom Scan (<=3GHz) (21x21x36)/Cube 0:**

**Interpolated grid: dx=1.600 mm, dy=1.600 mm, dz=1.000 mm**

Reference Value = 17.028 V/m, Power Drift = -0.109 dB

Averaged SAR: SAR(1g) = 0.392 W/kg; SAR(10g) = 0.248 W/kg



**Triple Flat Phone Template**

**Test Laboratory: Motorola Mobility - LTE Band 5**

**DUT Serial: LXAA1W0019; FCC ID: IHDT56PA1**

Procedure Notes: Power Step: MAX; Antenna Position: Internal; Accessory Model #: N/A  
Battery Model #: SNN5923A; Device Position: Body Worn, Front of Phone 25 mm from Phantom

**DASY Configuration:**

- Probe: ES3DV3 - SN3037; ConvF(6.16,6.16,6.16); Calibrated: 9/13/2012;
- Sensor-Surface: 4 mm (Mechanical Surface Detection)
- Electronics: DAE4 Sn703; Calibrated: 9/11/2012
- Phantom: R#4 Triple Flat Phantom 5.1C (Rev.4); Type: QD 000 P51 CA; Serial: n/a
- DASY52 52.8.5(1059); SEMCAD X Version 14.6.8 (7028)

Communication System: Band 5; Frequency: 836.5 MHz; Channel: 20525; Duty Cycle: 1:1.000

Radio Configuration: 10 MHz Channel Bandwidth, QPSK Modulation, Start RB: 0, # RB: 1

Medium Parameters used:  $f=836.5$  MHz;  $\sigma = 0.9996$ ;  $\epsilon_r = 54.01$  mho/m;  $\rho = 1000$  kg/m<sup>3</sup>

**Triple Flat Phone Template/Area Scan (15mm) (181x101x1):**

**Interpolated grid: dx=1.500 mm, dy=1.500 mm**


Fast SAR: SAR(1g) = 0.212 W/kg; SAR(10g) = 0.149 W/kg

**Triple Flat Phone Template/5x5x7 Zoom Scan (<=3GHz) (21x21x36)/Cube 0:**

**Interpolated grid: dx=1.600 mm, dy=1.600 mm, dz=1.000 mm**

Reference Value = 14.821 V/m, Power Drift = -0.017 dB

Averaged SAR: SAR(1g) = 0.214 W/kg; SAR(10g) = 0.162 W/kg



**Triple Flat Phone Template**

**Test Laboratory: Motorola Mobility - LTE Band 7**

**DUT Serial: LXAA1W0012; FCC ID: IHDT56PA1**

Procedure Notes: Power Step: MAX; Antenna Position: Internal; Accessory Model #: N/A  
Battery Model #: SNN5923A; Device Position: Body Worn, Back of Phone 25 mm from Phantom

**DASY Configuration:**

- Probe: EX3DV4 - SN3730; ConvF(6.60,6.60,6.60); Calibrated: 8/24/2012;
- Sensor-Surface: 4 mm (Mechanical Surface Detection)
- Electronics: DAE4 Sn699; Calibrated: 9/12/2012
- Phantom: R#-3, Triple Flat Phantom 5.1C (Rev.4); Type: QD 000 P51 CA; Serial: n/a
- DASY52 52.8.5(1059); SEMCAD X Version 14.6.8 (7028)

Communication System: Band 7; Frequency: 2560 MHz; Channel: 21350; Duty Cycle: 1:1.000

Radio Configuration: 20 MHz Channel Bandwidth, QPSK Modulation, Start RB: 50, # RB: 1

Medium Parameters used:  $f=2560$  MHz;  $\sigma = 2.115$ ;  $\epsilon_r = 50.13$  mho/m;  $\rho = 1000$  kg/m<sup>3</sup>

**Triple Flat Phone Template/Area Scan (10mm) (261x141x1):**

**Interpolated grid: dx=1.000 mm, dy=1.000 mm**

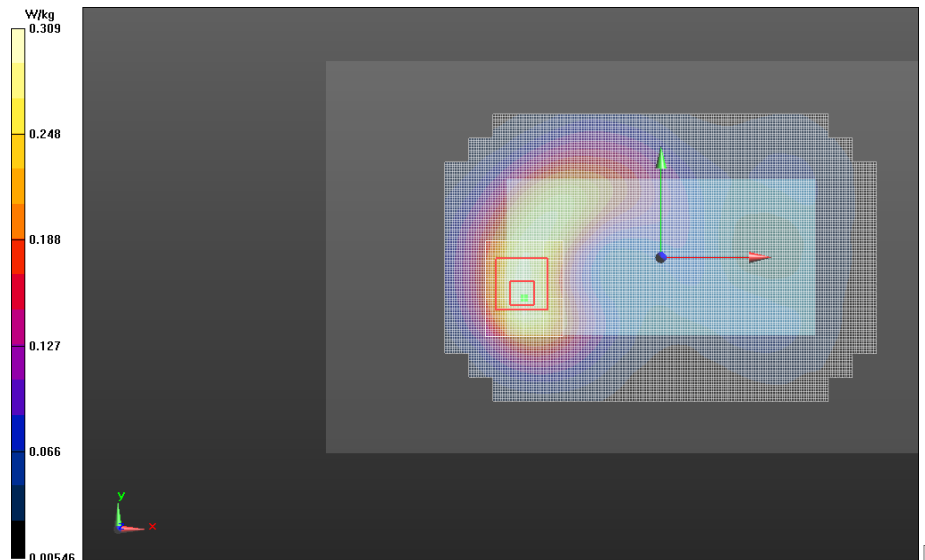
Fast SAR: SAR(1g) = 0.284 W/kg; SAR(10g) = 0.160 W/kg

**Triple Flat Phone Template/5x5x7 Zoom Scan (<=3GHz) (21x26x36)/Cube 0:**

**Interpolated grid: dx=1.600 mm, dy=1.600 mm, dz=1.000 mm**

Reference Value = 10.323 V/m, Power Drift = -0.064 dB

Averaged SAR: SAR(1g) = 0.285 W/kg; SAR(10g) = 0.165 W/kg



**Triple Flat Phone Template**

**Test Laboratory: Motorola Mobility - LTE Band 17**

**DUT Serial: LXAA1W0019; FCC ID: IHDT56PA1**

Procedure Notes: Power Step: MAX; Antenna Position: Internal; Accessory Model #: N/A  
Battery Model #: SNN5923A; Device Position: Body Worn, Back of Phone 25 mm from Phantom

**DASY Configuration:**

- Probe: ES3DV3 - SN3037; ConvF(6.22,6.22,6.22); Calibrated: 9/13/2012;
- Sensor-Surface: 4 mm (Mechanical Surface Detection)
- Electronics: DAE4 Sn703; Calibrated: 9/11/2012
- Phantom: R#4 Triple Flat Phantom 5.1C (Rev.4); Type: QD 000 P51 CA; Serial: n/a
- DASY52 52.8.5(1059); SEMCAD X Version 14.6.8 (7028)

Communication System: Band 17; Frequency: 710.0 MHz; Channel: 23790; Duty Cycle: 1:1.000

Radio Configuration: 10 MHz Channel Bandwidth, QPSK Modulation, Start RB: 49, # RB: 1

Medium Parameters used:  $f=710$  MHz;  $\sigma = 0.9272$ ;  $\epsilon_r = 54.02$  mho/m;  $\rho = 1000$  kg/m<sup>3</sup>

**Triple Flat Phone Template/Area Scan (15mm) (181x101x1):**

**Interpolated grid: dx=1.500 mm, dy=1.500 mm**


Fast SAR: SAR(1g) = 0.219 W/kg; SAR(10g) = 0.156 W/kg

**Triple Flat Phone Template/5x5x7 Zoom Scan (<=3GHz) (21x21x36)/Cube 0:**

**Interpolated grid: dx=1.600 mm, dy=1.600 mm, dz=1.000 mm**

Reference Value = 15.972 V/m, Power Drift = -0.275 dB

Averaged SAR: SAR(1g) = 0.215 W/kg; SAR(10g) = 0.163 W/kg



**Triple Flat Phone Template**

**Test Laboratory: Motorola Mobility - 2450MHz WI-FI**

**DUT Serial: LXAA1W0032; FCC ID: IHDT56PA1**

Procedure Notes: Power Step: N/A; Antenna Position: Internal; Accessory Model #: N/A

Battery Model #: SNN5923A; Device Position: Body Worn, Back of Phone 25 mm from Phantom

**DASY Configuration:**

- Probe: EX3DV4 - SN3730; ConvF(6.86,6.86,6.86); Calibrated: 8/24/2012;
- Sensor-Surface: 4 mm (Mechanical Surface Detection)
- Electronics: DAE4 Sn699; Calibrated: 9/12/2012
- Phantom: R#-3, Triple Flat Phantom 5.1C (Rev.4); Type: QD 000 P51 CA; Serial: n/a
- DASY52 52.8.5(1059); SEMCAD X Version 14.6.8 (7028)

Communication System: 2450MHz WIFI; Frequency: 2437 MHz; Channel: 6; Duty Cycle: 1:1.000

Radio Configuration: 802.11b mode, 1 Mbps data rate

Medium Parameters used:  $f=2437$  MHz;  $\sigma = 1.953$ ;  $\epsilon_r = 50.51$  mho/m;  $\rho = 1000$  kg/m<sup>3</sup>

**Triple Flat Phone Template/Area Scan (10mm) (261x141x1):**

**Interpolated grid: dx=1.000 mm, dy=1.000 mm**


Fast SAR: SAR(1g) = 0.0588 W/kg; SAR(10g) = 0.0327 W/kg

**Triple Flat Phone Template/5x5x7 Zoom Scan (<=3GHz) (21x21x36)/Cube 0:**

**Interpolated grid: dx=1.600 mm, dy=1.600 mm, dz=1.000 mm**

Reference Value = 5.614 V/m, Power Drift = -0.0013 dB

Averaged SAR: SAR(1g) = 0.0602 W/kg; SAR(10g) = 0.0348 W/kg



**Triple Flat Phone Template**

**Test Laboratory: Motorola Mobility - 5210 MHz WI-FI**

**DUT Serial: LXAA1W0032; FCC ID: IHDT56PA1**

Procedure Notes: Power Step: N/A; Antenna Position: Internal; Accessory Model #: N/A

Battery Model #: SNN5923A; Device Position: Body Worn, Back of Phone 25 mm from Phantom

**DASY Configuration:**

- Probe: EX3DV4 - SN3730; ConvF(4.13,4.13,4.13); Calibrated: 8/24/2012;
- Sensor-Surface: 2 mm (Mechanical Surface Detection)
- Electronics: DAE4 Sn784; Calibrated: 3/6/2013
- Phantom: R#-3, Triple Flat Phantom 5.1C (Rev.4); Type: QD 000 P51 CA; Serial: n/a
- DASY52 52.8.5(1059); SEMCAD X Version 14.6.8 (7028)

Communication System: 5210 MHz Sub-Band; Frequency: 5180 MHz; Channel: 36; Duty Cycle: 1:1.000

Radio Configuration: 802.11a Mode, 6 Mbps Data Rate

Medium Parameters used:  $f=5180$  MHz;  $\sigma = 5.316$ ;  $\epsilon_r = 46.64$  mho/m;  $\rho = 1000$  kg/m<sup>3</sup>

**TRIPLE Flat Phone Against Flat Section/Area Scan - Body (10mm) (281x161x1):**

**Interpolated grid: dx=1.000 mm, dy=1.000 mm**


Fast SAR: SAR(1g) = 0.191 W/kg; SAR(10g) = 0.0848 W/kg

**TRIPLE Flat Phone Against Flat Section/7x7x12 Zoom Scan (5-6GHz) (31x31x31)/Cube 0:**

**Interpolated grid: dx=0.800 mm, dy=0.800 mm, dz=0.400 mm**

Reference Value = 8.342 V/m, Power Drift = 0.043 dB

Averaged SAR: SAR(1g) = 0.184 W/kg; SAR(10g) = 0.0787 W/kg



**TRIPLE Flat Phone Against Flat Section**

**Test Laboratory: Motorola Mobility - 5785 MHz WI-FI**

**DUT Serial: LXAA1W0032; FCC ID: IHDT56PA1**

Procedure Notes: Power Step: N/A; Antenna Position: Internal; Accessory Model #: N/A

Battery Model #: SNN5923A; Device Position: Body Worn, Back of Phone 25 mm from Phantom

**DASY Configuration:**

- Probe: EX3DV4 - SN3730; ConvF(3.81,3.81,3.81); Calibrated: 8/24/2012;
- Sensor-Surface: 2 mm (Mechanical Surface Detection)
- Electronics: DAE4 Sn784; Calibrated: 3/6/2013
- Phantom: R#-3, Triple Flat Phantom 5.1C (Rev.4); Type: QD 000 P51 CA; Serial: n/a
- DASY52 52.8.5(1059); SEMCAD X Version 14.6.8 (7028)

Communication System: 5785 MHz Sub-Band; Frequency: 5785 MHz; Channel: 157; Duty Cycle: 1:1.000

Radio Configuration: 802.11a mode, 6 Mbps data rate

Medium Parameters used:  $f=5785$  MHz;  $\sigma = 6.192$ ;  $\epsilon_r = 45.08$  mho/m;  $\rho = 1000$  kg/m<sup>3</sup>

**TRIPLE Flat Phone Against Flat Section/Area Scan - Body (10mm) (281x161x1):**

**Interpolated grid: dx=1.000 mm, dy=1.000 mm**

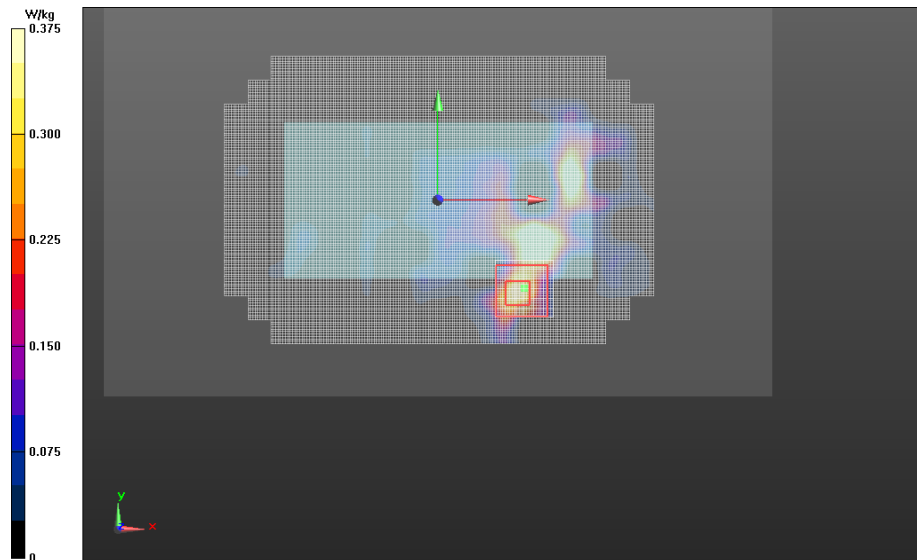
Fast SAR: SAR(1g) = 0.239 W/kg; SAR(10g) = 0.0836 W/kg

**TRIPLE Flat Phone Against Flat Section/7x7x12 Zoom Scan (5-6GHz) (31x31x31)/Cube 0:**

**Interpolated grid: dx=0.800 mm, dy=0.800 mm, dz=0.400 mm**

Reference Value = 7.276 V/m, Power Drift = -0.006 dB

Averaged SAR: SAR(1g) = 0.189 W/kg; SAR(10g) = 0.0625 W/kg



**TRIPLE Flat Phone Against Flat Section**

## **Appendix 4**

### **SAR Distribution Plots for Mobile Hotspot Test Results**

**Test Laboratory: Motorola Mobility - GSM 850**

**DUT Serial: LXAA1W0032; FCC ID: IHDT56PA1**

Procedure Notes: Power Step: 5; Antenna Position: Internal; Accessory Model #: N/A  
Battery Model #: SNN5923A; Device Position: Right Edge of Phone 10 mm from Phantom

**DASY Configuration:**

- Probe: ES3DV3 - SN3037; ConvF(6.16,6.16,6.16); Calibrated: 9/13/2012;
- Sensor-Surface: 4 mm (Mechanical Surface Detection)
- Electronics: DAE4 Sn703; Calibrated: 9/11/2012
- Phantom: R#4 Triple Flat Phantom 5.1C (Rev.4); Type: QD 000 P51 CA; Serial: n/a
- DASY52 52.8.5(1059); SEMCAD X Version 14.6.8 (7028)

Communication System: GSM 850; Frequency: 836.6 MHz; Channel: 190; Duty Cycle: 1:4.150

Radio Configuration: GPRS Class 10, 2 Uplink Timeslots

Medium Parameters used:  $f=836.6$  MHz;  $\sigma = 1.013$ ;  $\epsilon_r = 53.65$  mho/m;  $\rho = 1000$  kg/m<sup>3</sup>

**0.6-2GHz Triple Flat Phone Template/Area Scan (10mm) (261x141x1):**

**Interpolated grid: dx=1.000 mm, dy=1.000 mm**

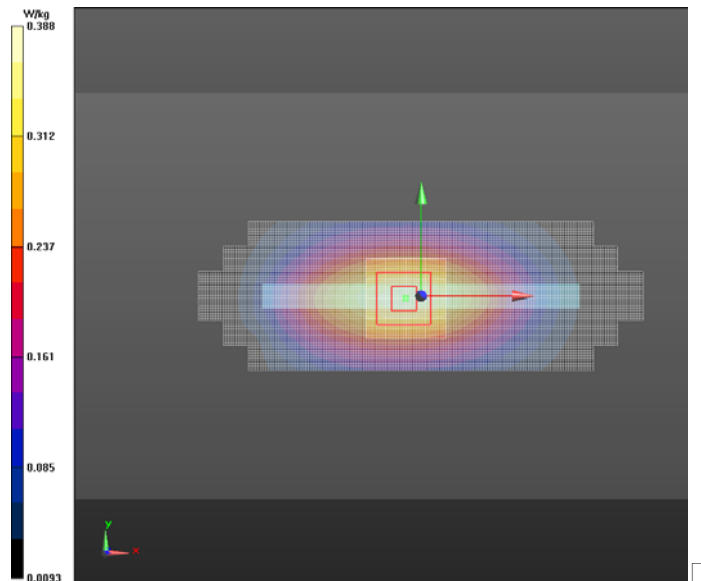
Fast SAR: SAR(1g) = 0.362 W/kg; SAR(10g) = 0.244 W/kg

**0.6-2GHz Triple Flat Phone Template/5x5x7 Zoom Scan (0.6-2GHz) (21x21x36)/Cube 0:**

**Interpolated grid: dx=1.600 mm, dy=1.600 mm, dz=1.000 mm**

Reference Value = 19.799 V/m, Power Drift = -0.061 dB

Averaged SAR: SAR(1g) = 0.362 W/kg; SAR(10g) = 0.249 W/kg



**0.6-2GHz Triple Flat Phone Template**

**Test Laboratory: Motorola Mobility - GSM 1900**

**DUT Serial: LXAA1W0032; FCC ID: IHDT56PA1**

Procedure Notes: Power Step: 0; Antenna Position: Internal; Accessory Model #: N/A

Battery Model #: SNN5923A; Device Position: Bottom Edge of Phone 10 mm from Phantom

**DASY Configuration:**

- Probe: ES3DV3 - SN3037; ConvF(4.83,4.83,4.83); Calibrated: 9/13/2012;
- Sensor-Surface: 4 mm (Mechanical Surface Detection)
- Electronics: DAE4 Sn703; Calibrated: 9/11/2012
- Phantom: R#4 Triple Flat Phantom 5.1C (Rev.4); Type: QD 000 P51 CA; Serial: n/a
- DASY52 52.8.5(1059); SEMCAD X Version 14.6.8 (7028)

Communication System: GSM 1900; Frequency: 1880 MHz; Channel: 661; Duty Cycle: 1:4.150

Radio Configuration: GPRS Class 10, 2 Uplink Timeslots

Medium Parameters used:  $f=1880$  MHz;  $\sigma = 1.557$ ;  $\epsilon_r = 50.37$  mho/m;  $\rho = 1000$  kg/m<sup>3</sup>

**0.6-2GHz Triple Flat Phone Template/Area Scan (10mm) (261x141x1):**

**Interpolated grid: dx=1.000 mm, dy=1.000 mm**


Fast SAR: SAR(1g) = 0.809 W/kg; SAR(10g) = 0.390 W/kg

**0.6-2GHz Triple Flat Phone Template/5x5x7 Zoom Scan (0.6-2GHz) (21x21x36)/Cube 0:**

**Interpolated grid: dx=1.600 mm, dy=1.600 mm, dz=1.000 mm**

Reference Value = 22.047 V/m, Power Drift = 0.065 dB

Averaged SAR: SAR(1g) = 0.797 W/kg; SAR(10g) = 0.398 W/kg



**0.6-2GHz Triple Flat Phone Template**

**Test Laboratory: Motorola Mobility - WCDMA-850 Mobile Hotspot Exposure**

**DUT Serial: LXAA1W0030; FCC ID: IHDT56PA1**

Procedure Notes: Power Step: All up Bits; Antenna Position: Internal; Accessory Model #: N/A  
Battery Model #: SNN5923A; Device Position: Front of Phone 10 mm from Phantom

**DASY Configuration:**

- Probe: ES3DV3 - SN3184; ConvF(6.19,6.19,6.19); Calibrated: 4/25/2012;
- Sensor-Surface: 4 mm (Mechanical Surface Detection)
- Electronics: DAE3 Sn378; Calibrated: 4/11/2012
- Phantom: R#-1, Triple Flat Phantom 5.1C (Rev.4); Type: QD 000 P51 CA; Serial: n/a
- DASY52 52.8.5(1059); SEMCAD X Version 14.6.8 (7028)

Communication System: WCDMA-850; Frequency: 836.0 MHz; Channel: 4180; Duty Cycle: 1:1.000

Medium Parameters used:  $f=836$  MHz;  $\sigma = 1.002$ ;  $\epsilon_r = 53.24$  mho/m;  $\rho = 1000$  kg/m<sup>3</sup>

**Triple Flat Phone Template/Area Scan (15mm) (181x101x1):**

**Interpolated grid: dx=1.500 mm, dy=1.500 mm**


Fast SAR: SAR(1g) = 0.311 W/kg; SAR(10g) = 0.220 W/kg

**Triple Flat Phone Template/5x5x7 Zoom Scan (<=3GHz) (21x21x36)/Cube 0:**

**Interpolated grid: dx=1.600 mm, dy=1.600 mm, dz=1.000 mm**

Reference Value = 18.202 V/m, Power Drift = 0.00549 dB

Averaged SAR: SAR(1g) = 0.315 W/kg; SAR(10g) = 0.242 W/kg



**Triple Flat Phone Template**

**Test Laboratory: Motorola Mobility - WCDMA-1900 Mobile Hotspot Exposure**

**DUT Serial: LXAA1W0030; FCC ID: IHDT56PA1**

Procedure Notes: Power Step: All up Bits; Antenna Position: Internal; Accessory Model #: N/A  
Battery Model #: SNN5923A; Device Position: Bottom Edge of Phone 10 mm from Phantom

**DASY Configuration:**

- Probe: ES3DV3 - SN3184; ConvF(4.88,4.88,4.88); Calibrated: 4/25/2012;
- Sensor-Surface: 4 mm (Mechanical Surface Detection)
- Electronics: DAE3 Sn378; Calibrated: 4/11/2012
- Phantom: R#-1, Triple Flat Phantom 5.1C (Rev.4); Type: QD 000 P51 CA; Serial: n/a
- DASY52 52.8.5(1059); SEMCAD X Version 14.6.8 (7028)

Communication System: WCDMA-1900; Frequency: 1880 MHz; Channel: 9400; Duty Cycle: 1:1.000

Medium Parameters used:  $f=1880$  MHz;  $\sigma = 1.552$ ;  $\epsilon_r = 49.08$  mho/m;  $\rho = 1000$  kg/m<sup>3</sup>

**Triple Flat Phone Template/Area Scan (10mm) (261x141x1):**

**Interpolated grid: dx=1.000 mm, dy=1.000 mm**

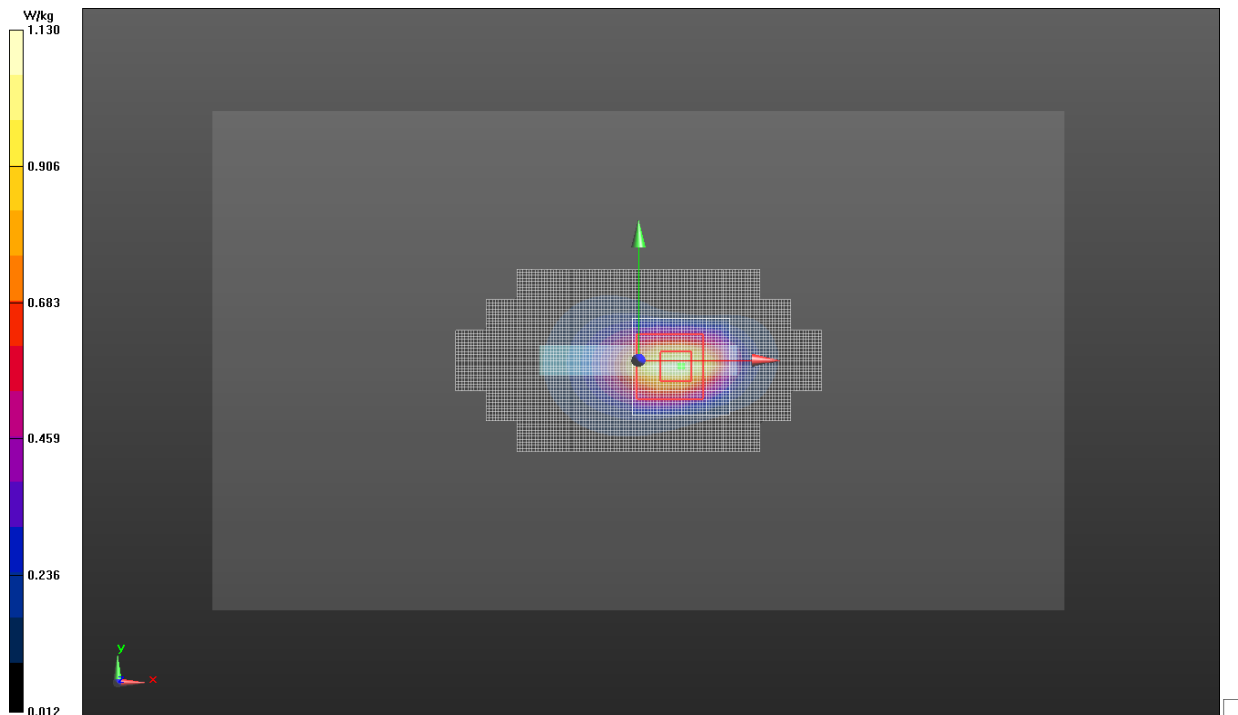
Fast SAR: SAR(1g) = 1.02 W/kg; SAR(10g) = 0.497 W/kg

**Triple Flat Phone Template/5x5x7 Zoom Scan (<=3GHz) (21x21x36)/Cube 0:**

**Interpolated grid: dx=1.600 mm, dy=1.600 mm, dz=1.000 mm**

Reference Value = 27.198 V/m, Power Drift = -0.052 dB

Averaged SAR: SAR(1g) = 0.999 W/kg; SAR(10g) = 0.499 W/kg



**Triple Flat Phone Template**

**Test Laboratory: Motorola Mobility - LTE Band 2 Mobile Hotspot Exposure**

**DUT Serial: LXAA1W0012 (Phone 3); FCC ID: IHDT56PA1**

Procedure Notes: Power Step: MAX; Antenna Position: Internal; Accessory Model #: N/A  
Battery Model #: SNN5923A; Device Position: Bottom Edge of Phone 10 mm from Phantom

**DASY Configuration:**

- Probe: ES3DV3 - SN3124; ConvF(4.76,4.76,4.76); Calibrated: 8/20/2012;
- Sensor-Surface: 4 mm (Mechanical Surface Detection)
- Electronics: DAE4 Sn376; Calibrated: 9/3/2012
- Phantom: R#2 Triple Flat Phantom 5.1C (Rev.4); Type: QD 000 P51 CA; Serial: n/a
- DASY52 52.8.5(1059); SEMCAD X Version 14.6.8 (7028)

Communication System: Band 2; Frequency: 1900 MHz; Channel: 19100; Duty Cycle: 1:1.000

Radio Configuration: 20 MHz Channel Bandwidth, QPSK Modulation, Start RB: 99, # RB: 1

Medium Parameters used:  $f=1900$  MHz;  $\sigma = 1.560$ ;  $\epsilon_r = 49.00$  mho/m;  $\rho = 1000$  kg/m<sup>3</sup>

**Triple Flat Phone Template/Area Scan (10mm) (261x141x1):**

**Interpolated grid: dx=1.000 mm, dy=1.000 mm**


Fast SAR: SAR(1g) = 1.09 W/kg; SAR(10g) = 0.531 W/kg

**Triple Flat Phone Template/5x5x7 Zoom Scan (<=3GHz) (21x21x36)/Cube 0:**

**Interpolated grid: dx=1.600 mm, dy=1.600 mm, dz=1.000 mm**

Reference Value = 26.763 V/m, Power Drift = 0.137 dB

Averaged SAR: SAR(1g) = 1.08 W/kg; SAR(10g) = 0.536 W/kg



**Triple Flat Phone Template**

**Test Laboratory: Motorola Mobility - LTE Band 4 Mobile Hotspot Exposure**

**DUT Serial: LXAA1W0012; FCC ID: IHDT56PA1**

Procedure Notes: Power Step: MAX; Antenna Position: Internal; Accessory Model #: N/A

Battery Model #: SNN5923A; Device Position: Front of Phone 10 mm from Phantom

**DASY Configuration:**

- Probe: ES3DV3 - SN3184; ConvF(4.88,4.88,4.88); Calibrated: 4/25/2012;
- Sensor-Surface: 4 mm (Mechanical Surface Detection)
- Electronics: DAE3 Sn378; Calibrated: 4/11/2012
- Phantom: R#-1, Triple Flat Phantom 5.1C (Rev.4); Type: QD 000 P51 CA; Serial: n/a
- DASY52 52.8.5(1059); SEMCAD X Version 14.6.8 (7028)

Communication System: Band 4; Frequency: 1733 MHz; Channel: 20175; Duty Cycle: 1:1.000

Radio Configuration: 20 MHz Channel Bandwidth, QPSK Modulation, Start RB: 50, # RB: 1

Medium Parameters used:  $f=1732.5$  MHz;  $\sigma = 1.510$ ;  $\epsilon_r = 52.76$  mho/m;  $\rho = 1000$  kg/m<sup>3</sup>

**Triple Flat Phone Template/Area Scan (15mm) (181x101x1):**

**Interpolated grid: dx=1.500 mm, dy=1.500 mm**


Fast SAR: SAR(1g) = 0.943 W/kg; SAR(10g) = 0.537 W/kg

**Triple Flat Phone Template/5x5x7 Zoom Scan (<=3GHz) (21x21x36)/Cube 0:**

**Interpolated grid: dx=1.600 mm, dy=1.600 mm, dz=1.000 mm**

Reference Value = 23.804 V/m, Power Drift = -0.093 dB

Averaged SAR: SAR(1g) = 0.912 W/kg; SAR(10g) = 0.510 W/kg



**Triple Flat Phone Template**

**Test Laboratory: Motorola Mobility - LTE Band 5 Mobile Hotspot Exposure**

**DUT Serial: LXAA1W0019; FCC ID: IHDT56PA1**

Procedure Notes: Power Step: MAX; Antenna Position: Internal; Accessory Model #: N/A

Battery Model #: SNN5923A; Device Position: Front of Phone 10 mm from Phantom

**DASY Configuration:**

- Probe: ES3DV3 - SN3037; ConvF(6.16,6.16,6.16); Calibrated: 9/13/2012;
- Sensor-Surface: 4 mm (Mechanical Surface Detection)
- Electronics: DAE4 Sn703; Calibrated: 9/11/2012
- Phantom: R#4 Triple Flat Phantom 5.1C (Rev.4); Type: QD 000 P51 CA; Serial: n/a
- DASY52 52.8.5(1059); SEMCAD X Version 14.6.8 (7028)

Communication System: Band 5; Frequency: 836.5 MHz; Channel: 20525; Duty Cycle: 1:1.000

Radio Configuration: 10 MHz Channel Bandwidth, QPSK Modulation, Start RB: 0, # RB: 1

Medium Parameters used:  $f=836.5$  MHz;  $\sigma = 0.9996$ ;  $\epsilon_r = 54.01$  mho/m;  $\rho = 1000$  kg/m<sup>3</sup>

**Triple Flat Phone Template/Area Scan (15mm) (181x101x1):**

**Interpolated grid: dx=1.500 mm, dy=1.500 mm**


Fast SAR: SAR(1g) = 0.330 W/kg; SAR(10g) = 0.232 W/kg

**Triple Flat Phone Template/5x5x7 Zoom Scan (<=3GHz) (21x21x36)/Cube 0:**

**Interpolated grid: dx=1.600 mm, dy=1.600 mm, dz=1.000 mm**

Reference Value = 18.850 V/m, Power Drift = -0.013 dB

Averaged SAR: SAR(1g) = 0.334 W/kg; SAR(10g) = 0.257 W/kg



**Triple Flat Phone Template**

**Test Laboratory: Motorola Mobility - LTE Band 7 Mobile Hotspot Exposure**

**DUT Serial: LXAA1W0012; FCC ID: IHDT56PA1**

Procedure Notes: Power Step: MAX; Antenna Position: Internal; Accessory Model #: N/A

Battery Model #: SNN5923A; Device Position: Back of Phone 10 mm from Phantom

**DASY Configuration:**

- Probe: EX3DV4 - SN3730; ConvF(6.60,6.60,6.60); Calibrated: 8/24/2012;
- Sensor-Surface: 4 mm (Mechanical Surface Detection)
- Electronics: DAE4 Sn784; Calibrated: 3/6/2013
- Phantom: R#-3, Triple Flat Phantom 5.1C (Rev.4); Type: QD 000 P51 CA; Serial: n/a
- DASY52 52.8.5(1059); SEMCAD X Version 14.6.8 (7028)

Communication System: Band 7; Frequency: 2560 MHz; Channel: 21350; Duty Cycle: 1:1.000

Radio Configuration: 20 MHz Channel Bandwidth, QPSK Modulation, Start RB: 50, # RB: 1

Medium Parameters used:  $f=2560$  MHz;  $\sigma = 2.110$ ;  $\epsilon_r = 50.05$  mho/m;  $\rho = 1000$  kg/m<sup>3</sup>

**Triple Flat Phone Template/Area Scan (10mm) (261x141x1):**

**Interpolated grid: dx=1.000 mm, dy=1.000 mm**

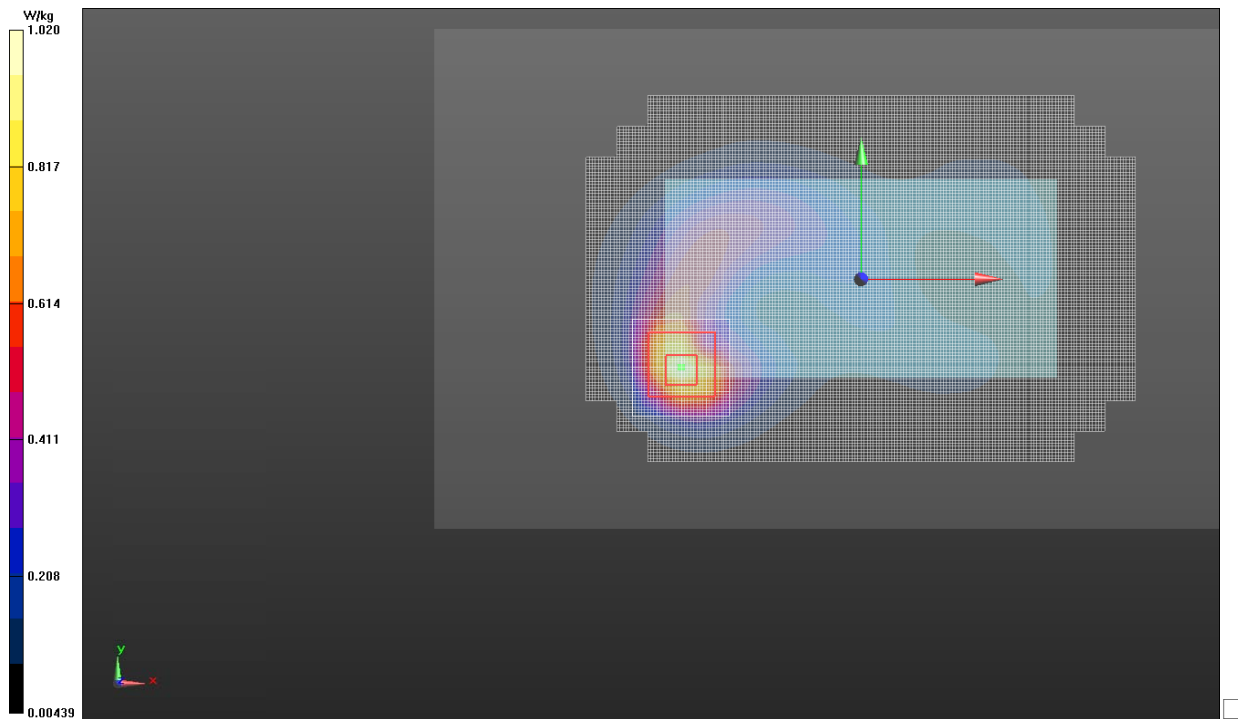
Fast SAR: SAR(1g) = 0.898 W/kg; SAR(10g) = 0.429 W/kg

**Triple Flat Phone Template/5x5x7 Zoom Scan (<=3GHz) (21x21x36)/Cube 0:**

**Interpolated grid: dx=1.600 mm, dy=1.600 mm, dz=1.000 mm**

Reference Value = 16.698 V/m, Power Drift = -0.0052 dB

Averaged SAR: SAR(1g) = 0.894 W/kg; SAR(10g) = 0.431 W/kg



**Triple Flat Phone Template**

**Test Laboratory: Motorola Mobility - LTE Band 17 Mobile Hotspot Exposure**

**DUT Serial: LXAA1W0019; FCC ID: IHDT56PA1**

Procedure Notes: Power Step: MAX; Antenna Position: Internal; Accessory Model #: N/A  
Battery Model #: SNN5923A; Device Position: Left Edge of Phone 10 mm from Phantom

**DASY Configuration:**

- Probe: ES3DV3 - SN3037; ConvF(6.22,6.22,6.22); Calibrated: 9/13/2012;
- Sensor-Surface: 4 mm (Mechanical Surface Detection)
- Electronics: DAE4 Sn703; Calibrated: 9/11/2012
- Phantom: R#4 Triple Flat Phantom 5.1C (Rev.4); Type: QD 000 P51 CA; Serial: n/a
- DASY52 52.8.5(1059); SEMCAD X Version 14.6.8 (7028)

Communication System: Band 17; Frequency: 710.0 MHz; Channel: 23790; Duty Cycle: 1:1.000  
Radio Configuration: 10 MHz Channel Bandwidth, QPSK Modulation, Start RB: 49, # RB: 1

Medium Parameters used:  $f=710$  MHz;  $\sigma = 0.9272$ ;  $\epsilon_r = 54.02$  mho/m;  $\rho = 1000$  kg/m<sup>3</sup>

**Triple Flat Phone Template/Area Scan (10mm) (261x141x1):**

**Interpolated grid: dx=1.000 mm, dy=1.000 mm**

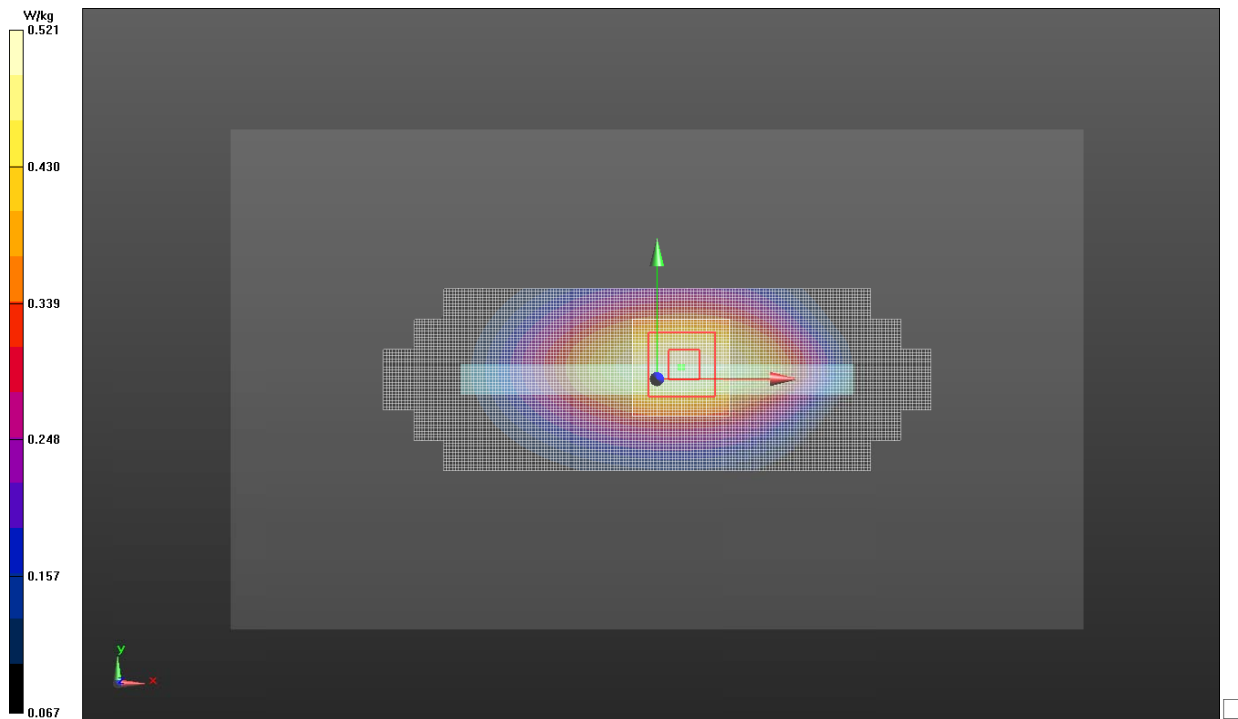
Fast SAR: SAR(1g) = 0.505 W/kg; SAR(10g) = 0.347 W/kg

**Triple Flat Phone Template/5x5x7 Zoom Scan (<=3GHz) (21x21x36)/Cube 0:**

**Interpolated grid: dx=1.600 mm, dy=1.600 mm, dz=1.000 mm**

Reference Value = 23.625 V/m, Power Drift = -0.047 dB

Averaged SAR: SAR(1g) = 0.499 W/kg; SAR(10g) = 0.350 W/kg



**Triple Flat Phone Template**

**Test Laboratory: Motorola Mobility - 2450MHz WI-FI Mobile Hotspot Exposure**

**DUT Serial: LXAA1W0032; FCC ID: IHDT56PA1**

Procedure Notes: Power Step: N/A; Antenna Position: Internal; Accessory Model #: N/A

Battery Model #: SNN5923A; Device Position: Left Edge of Phone 10 mm from Phantom

**DASY Configuration:**

- Probe: EX3DV4 - SN3730; ConvF(6.86,6.86,6.86); Calibrated: 8/24/2012;
- Sensor-Surface: 4 mm (Mechanical Surface Detection)
- Electronics: DAE4 Sn699; Calibrated: 9/12/2012
- Phantom: R#-3, Triple Flat Phantom 5.1C (Rev.4); Type: QD 000 P51 CA; Serial: n/a
- DASY52 52.8.5(1059); SEMCAD X Version 14.6.8 (7028)

Communication System: 2450MHz WIFI; Frequency: 2437 MHz; Channel: 6; Duty Cycle: 1:1.000

Radio Configuration: 802.11b mode, 1 Mbps data rate

Medium Parameters used:  $f=2437$  MHz;  $\sigma = 1.998$ ;  $\epsilon_r = 50.28$  mho/m;  $\rho = 1000$  kg/m<sup>3</sup>

**Triple Flat Phone Template/Area Scan (10mm) (261x141x1):**

**Interpolated grid: dx=1.000 mm, dy=1.000 mm**

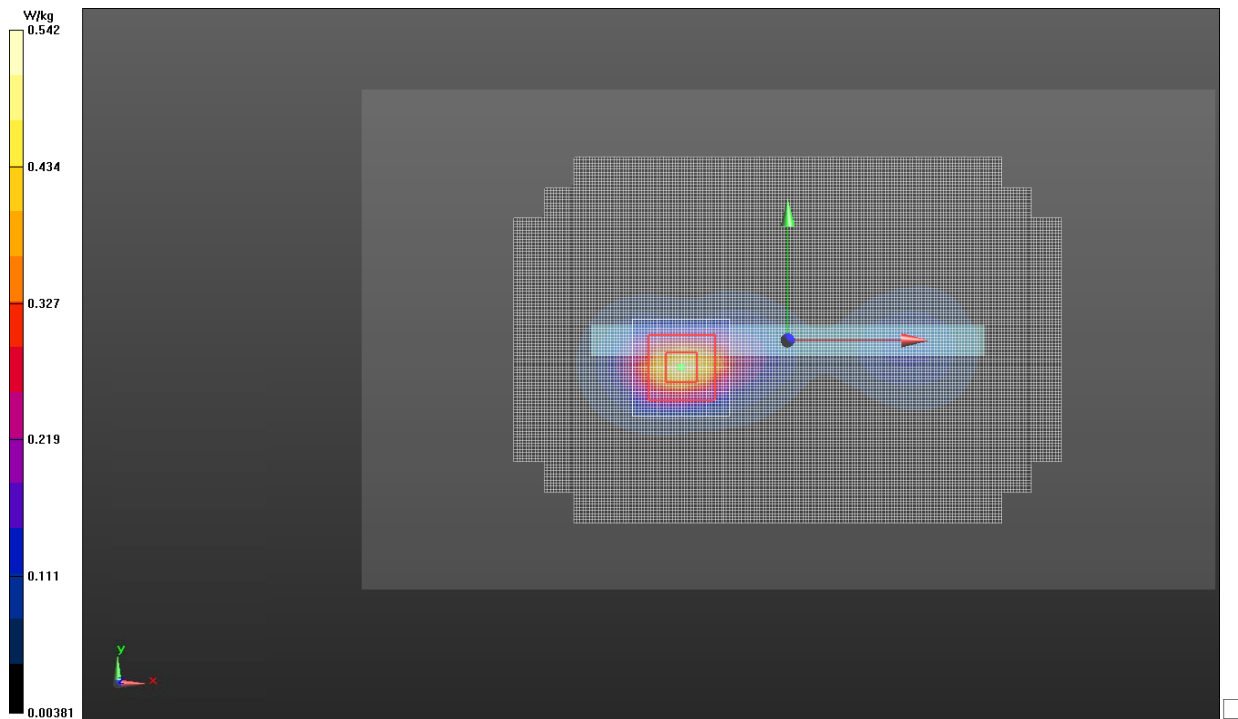
Fast SAR: SAR(1g) = 0.441 W/kg; SAR(10g) = 0.200 W/kg

**Triple Flat Phone Template/5x5x7 Zoom Scan (<=3GHz) (21x21x36)/Cube 0:**

**Interpolated grid: dx=1.600 mm, dy=1.600 mm, dz=1.000 mm**

Reference Value = 10.552 V/m, Power Drift = 0.041 dB

Averaged SAR: SAR(1g) = 0.455 W/kg; SAR(10g) = 0.210 W/kg



**Triple Flat Phone Template**

**Test Laboratory: Motorola Mobility - 5785 MHz WI-FI Mobile Hotspot Exposure**

**DUT Serial: LXAA1W0032; FCC ID: IHDT56PA1**

Procedure Notes: Power Step: N/A; Antenna Position: Internal; Accessory Model #: N/A

Battery Model #: SNN5923A; Device Position: Left Edge of Phone 10 mm from Phantom

**DASY Configuration:**

- Probe: EX3DV4 - SN3730; ConvF(3.81,3.81,3.81); Calibrated: 8/24/2012;
- Sensor-Surface: 2 mm (Mechanical Surface Detection)
- Electronics: DAE4 Sn784; Calibrated: 3/6/2013
- Phantom: R#-3, Triple Flat Phantom 5.1C (Rev.4); Type: QD 000 P51 CA; Serial: n/a
- DASY52 52.8.5(1059); SEMCAD X Version 14.6.8 (7028)

Communication System: 5785 MHz Sub-Band; Frequency: 5785 MHz; Channel: 157; Duty Cycle: 1:1.000

Radio Configuration: 802.11a mode, 6 Mbps data rate

Medium Parameters used:  $f=5785$  MHz;  $\sigma = 6.223$ ;  $\epsilon_r = 44.65$  mho/m;  $\rho = 1000$  kg/m<sup>3</sup>

**TRIPLE Flat Phone Against Flat Section/Area Scan - Body (10mm) (281x161x1):**

**Interpolated grid: dx=1.000 mm, dy=1.000 mm**


Fast SAR: SAR(1g) = 0.246 W/kg; SAR(10g) = 0.0738 W/kg

**TRIPLE Flat Phone Against Flat Section/7x7x12 Zoom Scan (5-6GHz) (31x31x31)/Cube 0:**

**Interpolated grid: dx=0.800 mm, dy=0.800 mm, dz=0.400 mm**

Reference Value = 6.832 V/m, Power Drift = -0.047 dB

Averaged SAR: SAR(1g) = 0.255 W/kg; SAR(10g) = 0.0752 W/kg



**TRIPLE Flat Phone Against Flat Section**

# **Appendix 5**

## **Measurement Uncertainty Budget**

**Uncertainty Budget for Device Under Test, for 735 MHz to 3 GHz**

<i>a</i>	<i>b</i>	<i>c</i>	<i>d</i>	<i>e = f(d,k)</i>	<i>f</i>	<i>g</i>	<i>h = c x f / e</i>	<i>i = c x g / e</i>	<i>k</i>
<b>Uncertainty Component</b>	Description IEEE 1528(2003) / IEC 62209-1(2005)	Tol. (± %)	Prob Dist	Div.	<i>c<sub>i</sub></i> (1 g)	<i>c<sub>i</sub></i> (10 g)	1 g <i>u<sub>i</sub></i> (±%)	10 g <i>u<sub>i</sub></i> (±%)	<i>v<sub>i</sub></i>
<b>Measurement System</b>									
Probe Calibration [ES3DV3]	E.2.1 / 7.2.1	6.0	N	1.00	1	1	6.0	6.0	∞
Axial Isotropy	E.2.2 / 7.2.1.2	4.7	R	1.73	0.707	0.707	1.9	1.9	∞
Hemispherical Isotropy	E.2.2 / 7.2.1.2	9.6	R	1.73	0.707	0.707	3.9	3.9	∞
Boundary Effect	E.2.3 / 7.2.1.5	1.0	R	1.73	1	1	0.6	0.6	∞
Linearity	E.2.4 / 7.2.1.3	4.7	R	1.73	1	1	2.7	2.7	∞
System Detection Limits	E.2.5 / 7.2.1.4	1.0	R	1.73	1	1	0.6	0.6	∞
Readout Electronics	E.2.6 / 7.2.1.6	0.3	N	1.00	1	1	0.3	0.3	∞
Response Time	E.2.7 / 7.2.1.7	1.1	R	1.73	1	1	0.6	0.6	∞
Integration Time	E.2.8 / 7.2.1.8	1.1	R	1.73	1	1	0.6	0.6	∞
RF Ambient Conditions - Noise	E.6.1 / 7.2.3.6	3.0	R	1.73	1	1	1.7	1.7	∞
RF Ambient Conditions - Reflections	E.6.1 / 7.2.3.6	3.0	R	1.73	1	1	1.7	1.7	∞
Probe Positioner Mech. Tolerance	E.6.2 / 7.2.2.1	0.4	R	1.73	1	1	0.2	0.2	∞
Probe Positioning w.r.t Phantom	E.6.3 / 7.2.2.3	2.9	R	1.73	1	1	1.7	1.7	∞
Max. SAR Evaluation (ext., int., avg.)	E.5 / 7.2.4	3.4	R	1.73	1	1	2.0	2.0	∞
<b>Test sample Related</b>									
Test Sample Positioning	E.4.2 / 7.2.2.4	3.4	N	1.00	1	1	3.4	3.4	79
Device Holder Uncertainty	E.4.1 / 7.2.2.4.2	4.5	N	1.00	1	1	4.5	4.5	11
SAR drift	6.6.2 / 7.2.3.5	0.0	R	1.73	1	1	0.0	0.0	
<b>Phantom and Tissue Parameters</b>									
Phantom Uncertainty	E.3.1 / 7.2.2.2	6.1	R	1.73	1	1	3.5	3.5	∞
SAR Correction		1.9	R	1.73	1	0.84	1.1	0.9	∞
Liquid Conductivity (measurement)	E.3.3 / 7.2.3.3	1.3	N	1.00	0.64	0.43	0.9	0.6	6
Liquid Permittivity (measurement)	E.3.2 / 7.2.3.4	0.7	N	1.00	0.6	0.49	0.4	0.3	6
<b>Combined Standard Uncertainty</b>			RSS				11	11	390
<b>Expanded Uncertainty</b> (95% CONFIDENCE LEVEL)				<i>k=2</i>			22	22	

**Uncertainty Budget for Device Under Test for 3 to 6 GHz**

<i>a</i>	<i>b</i>	<i>c</i>	<i>d</i>	<i>e = f(d,k)</i>	<i>f</i>	<i>g</i>	<i>h = c x f / e</i>	<i>i = c x g / e</i>	<i>k</i>
<b>Uncertainty Component</b>	Description IEC 62209-2 (2010)	Tol. (± %)	Prob Dist	Div.	<i>c<sub>i</sub></i> (1 g)	<i>c<sub>i</sub></i> (10 g)	1 g <i>u<sub>i</sub></i> (±%)	10 g <i>u<sub>i</sub></i> (±%)	<i>v<sub>i</sub></i>
<b>Measurement System</b>									
Probe Calibration [EX3DV4]	7.2.2.1	6.6	N	1.00	1	1	6.6	6.6	∞
Axial Isotropy	7.2.2.2	4.7	R	1.73	0.707	0.707	1.9	1.9	∞
Hemispherical Isotropy	7.2.2.2	9.6	R	1.73	0.707	0.707	3.9	3.9	∞
Boundary Effect	7.2.2.6	2.0	R	1.73	1	1	1.2	1.2	∞
Linearity	7.2.2.5	4.7	R	1.73	1	1	2.7	2.7	∞
System Detection Limits	7.2.2	1.0	R	1.73	1	1	0.6	0.6	∞
Readout Electronics	7.2.2.7	0.3	N	1.00	1	1	0.3	0.3	∞
Response Time	7.2.2.8	1.1	R	1.73	1	1	0.6	0.6	∞
Integration Time	7.2.2.9	1.1	R	1.73	1	1	0.6	0.6	∞
RF Ambient Conditions - Noise	7.2.4.5	3.0	R	1.73	1	1	1.7	1.7	∞
RF Ambient Conditions - Reflections	7.2.4.5	3.0	R	1.73	1	1	1.7	1.7	∞
Probe Positioner Mech. Tolerance	7.2.3.1	1.0	R	1.73	1	1	0.6	0.6	∞
Probe Positioning w.r.t Phantom	7.2.3.3	6.7	R	1.73	1	1	3.9	3.9	∞
Max. SAR Evaluation (ext., int., avg.)	7.2.5.3	4.0	R	1.73	1	1	2.3	2.3	∞
<b>Test sample Related</b>									
Test Sample Positioning	7.2.3.4	3.4	N	1.00	1	1	3.4	3.4	79
Device Holder Uncertainty	7.2.3.4	4.5	N	1.00	1	1	4.5	4.5	11
SAR drift	7.2.2.10	0.0	R	1.73	1	1	0.0	0.0	
<b>Phantom and Tissue Parameters</b>									
Phantom Uncertainty	7.2.3.2	6.6	R	1.73	1	1	3.8	3.8	∞
SAR Correction	7.2.4.3	1.9	R	1.73	1	0.84	1.1	0.9	∞
Liquid Conductivity (measurement)	7.2.4.3	1.4	N	1.00	0.64	0.43	0.9	0.6	6
Liquid Permittivity (measurement)	7.2.4.3	0.7	N	1.00	0.6	0.49	0.4	0.4	6
<b>Combined Standard Uncertainty</b>				RSS			12	12	557
<b>Expanded Uncertainty</b> (95% CONFIDENCE LEVEL)				<i>k</i> =2			24	24	