



Pictures of Test Setup for HAC Testing IHDT56PA1



Figure 1. Phone Front and Back




Figure 2. Phone Front - Orientation and Measurement Plane for RF Emissions Testing




Figure 3. Positioning and Measurement for RF Emissions




Figure 4. Positioning and Measurement for ABM (Telecoil) Emissions

★ Axial at (-3.7, 6.9) ★ Radial 1 at (-11.6, 14.3) ★ Radial 2 at (-3.5, 2.2)



Figure 5. Location of point measurements for ABM (Telecoil) Emissions