

# FCC Test Report

APPLICANT : Motorola Mobility, Inc.  
EQUIPMENT : TD-SCDMA/GSM Dual-mode digit  
mobile phone with BT/ Wi-Fi  
BRAND NAME : Motorola  
MODEL NAME : MT788  
MARKETING NAME : MOTOLUXE XT MT788  
TYPE NAME : M0D7B  
GPPD NUMBER : 3451  
FCC ID : IHDT56NY2  
STANDARD : FCC 47 CFR FCC Part 15 Subpart B  
CLASSIFICATION : Certification

The product was received on Aug. 08, 2012 and completely tested on Sep. 12, 2012. We, SPORTON INTERNATIONAL INC., would like to declare that the tested sample has been evaluated in accordance with the procedures given in ANSI C63.4-2003 and shown the compliance with the applicable technical standards.

The test results in this report apply exclusively to the tested model / sample. Without written approval of SPORTON INTERNATIONAL INC., the test report shall not be reproduced except in full.

Reviewed by:



Jones Tsai / Manager



## SPORTON INTERNATIONAL INC.

No. 52, Hwa Ya 1<sup>st</sup> Rd., Hwa Ya Technology Park, Kwei-Shan Hsiang, Tao Yuan Hsien, Taiwan, R.O.C.

SPORTON INTERNATIONAL INC.

TEL : 886-3-327-3456

FAX : 886-3-328-4978

FCC ID : IHDT56NY2

Page Number : 1 of 26

Report Issued Date : Oct. 11, 2012

Report Version : Rev. 01



## TABLE OF CONTENTS

REVISION HISTORY..... 3

SUMMARY OF TEST RESULT ..... 4

1. GENERAL DESCRIPTION ..... 5

    1.1. Applicant..... 5

    1.2. Manufacturer ..... 5

    1.3. Feature of Equipment Under Test..... 6

    1.4. Test Site ..... 7

    1.5. Applied Standards ..... 7

    1.6. Ancillary Equipment List..... 7

2. TEST CONFIGURATION OF EQUIPMENT UNDER TEST ..... 8

    2.1. Test Mode ..... 8

    2.2. Connection Diagram of Test System ..... 10

    2.3. Test Software ..... 11

3. TEST RESULT ..... 12

    3.1. Test of AC Conducted Emission Measurement ..... 12

    3.2. Test of Radiated Emission Measurement ..... 20

4. LIST OF MEASURING EQUIPMENT ..... 25

5. UNCERTAINTY OF EVALUATION ..... 26





### SUMMARY OF TEST RESULT

Report Section	FCC Rule	IC Rule	Description	Limit	Result	Remark
3.1	15.107	7.2.4	AC Conducted Emission	< 15.107 limits < RSS-Gen table 2 limits	PASS	Under limit 5.23 dB at 0.370 MHz
3.2	15.109	7.2.3.2	Radiated Emission	< 15.109 limits or < RSS-Gen table 1 limits (Section 6)	PASS	Under limit 4.93 dB at 187.140 MHz for peak



## **1. General Description**

### **1.1. Applicant**

**Motorola Mobility, Inc.**

No. 1, Wang Jing East Road, Chao Yang District, 100102 Beijing, P. R. China

### **1.2. Manufacturer**

**Huizhou BYD Electronic Co., Ltd.**

Xiangshui River, Economic Development Zone, Daya Bay, Huizhou, Guangdong

### 1.3. Feature of Equipment Under Test

Product Feature	
Equipment	TD-SCDMA/GSM Dual-mode digit mobile phone with BT/Wi-Fi
Brand Name	Motorola
Model Name	MT788
Marketing Name	MOTOLUXE XT MT788
Type Name	M0D7B
FCC ID	IHDT56NY2
EUT supports Radios application	GSM/EGPRS WLAN 11bgn / Bluetooth
HW Version	P1.5
SW Version	IRPMTD_6_02.33.00DDS
EUT Stage	Identical Prototype

**Remark:** The above EUT's information was declared by manufacturer. Please refer to the specifications or user's manual for more detailed description.

Product Specification subjective to this standard	
Tx Frequency	GSM1900: 1850.2 MHz ~ 1909.8MHz 802.11b/g/n: 2412 MHz ~ 2462 MHz Bluetooth: 2402 MHz ~ 2480 MHz
Rx Frequency Range	GSM1900: 1930.2 MHz ~ 1989.8 MHz 802.11b/g/n: 2412 MHz ~ 2462 MHz Bluetooth: 2402 MHz ~ 2480 MHz GPS : 1.57542 GHz
Antenna Type	WWAN : LDS Antenna WLAN : LDS Antenna Bluetooth : LDS Antenna
Type of Modulation	GSM: GMSK GPRS: GMSK EDGE(MCS 0-4): GMSK / (MCS 5-9): 8PSK 802.11b : DSSS (BPSK / QPSK / CCK) 802.11g/n : OFDM (BPSK / QPSK / 16QAM / 64QAM) Bluetooth (1Mbps) : GFSK Bluetooth 2.1 EDR (2Mbps) : $\pi/4$ -DQPSK Bluetooth 2.1 EDR (3Mbps) : 8-DPSK Bluetooth 3.0 EDR : GFSK, $\pi/4$ -DQPSK, 8-DPSK GPS : BPSK

### 1.4. Test Site

<b>Test Site</b>	SPORTON INTERNATIONAL (KUNSHAN) INC.		
<b>Test Site Location</b>	No. 3-2, PingXiang Road, Kunshan, Jiangsu Province, P.R.C. TEL: +86-0512-5790-0158 FAX: +86-0512-5790-0958		
<b>Test Site No.</b>	<b>Sporton Site No.</b>		<b>FCC/IC Registration No.</b>
	CO01-KS	03CH01-KS	149928/4086E-1

### 1.5. Applied Standards

According to the specifications of the manufacturer, the EUT must comply with the requirements of the following standards:

- FCC 47 CFR FCC Part 15 Subpart B
- ANSI C63.4-2003
- IC RSS-Gen Issue 3

**Remark:** All test items were verified and recorded according to the standards and without any deviation during the test.

### 1.6. Ancillary Equipment List

Item	Equipment	Trade Name	Model Name	FCC ID	Data Cable	Power Cord
1.	System Simulator	R&S	CMU 200	N/A	N/A	Unshielded, 1.8 m
2.	GPS Station	T&E	GS-50	N/A	N/A	Unshielded, 1.8 m
3.	GPS Station	ADIVIC	MP9000	N/A	N/A	Unshielded, 1.8 m
4.	WLAN AP	D-Link	DIR-855	KA2DIR855A2	N/A	Unshielded, 1.8 m
5.	Bluetooth Earphone	Nokia	BH-106	QTLBH-106	N/A	N/A
6.	Bluetooth Earphone	Nokia	BH-102	PYAHS-107W	N/A	N/A
7.	PC	DELL	MT380	FCC DoC	N/A	Unshielded, 1.8 m
8.	PC	DELL	MT390	FCC DoC	N/A	Unshielded, 1.8 m
9.	Monitor	DELL	E1910Hc	FCC DoC	Shielded, 1.2 m	Unshielded, 1.8 m
10.	(USB)Mouse	DELL	N231	FCC DoC	Shielded, 1.8 m	N/A
11.	(USB)Keyboard	DELL	SK-8115	FCC DoC	Shielded, 1.8 m with core	N/A
12.	iPod	Apple	A1199	FCC DoC	Shielded, 1.2 m	N/A
13.	Printer	HP	Laser Jet 1018	FCC DoC	Unshielded, 1.8 m	Unshielded, 1.8 m

## 2. Test Configuration of Equipment Under Test

### 2.1. Test Mode

The EUT has been associated with peripherals pursuant to ANSI C63.4-2003 and configuration operated in a manner tended to maximize its emission characteristics in a typical application.

Frequency range investigated: conduction (150 kHz to 30 MHz), radiation (30MHz to the 5th harmonic of the highest fundamental frequency or to 40 GHz, whichever is lower).

The EUT uses a USB interface and microprocessor operating 2000MHz which is the maximum frequency used.

The following tables are showing the test modes as the worst cases and recorded in this report.

Item	EUT Configuration	Test Condition		
		EMI AC	EMI RE<1G	EMI RE≥1G
1.	Charging Mode (EUT with adapter)	☒	☒	Note 1
2.	Data application transferred mode (EUT with PC)	☒	☒	☒

**Abbreviations:**

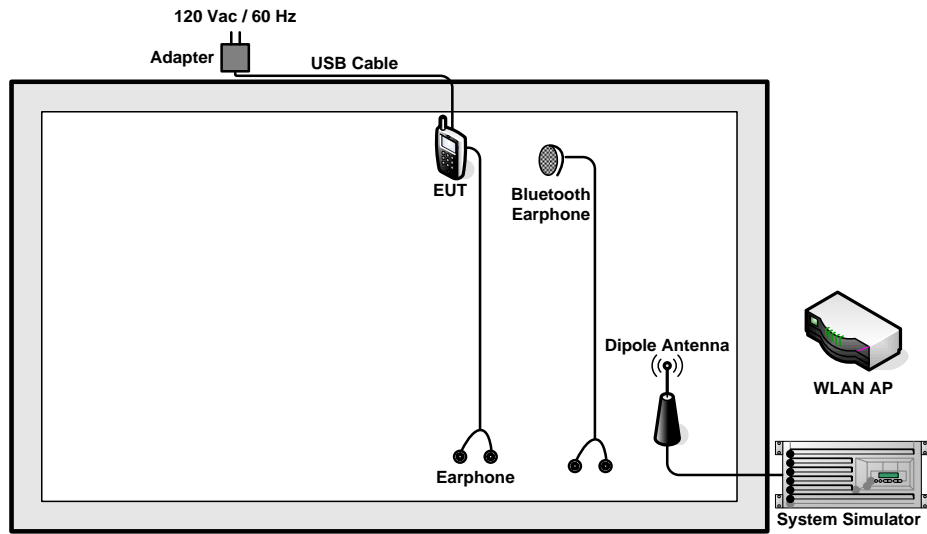
- EMI AC: AC conducted emissions
- EMI RE ≥ 1G: EUT radiated emissions ≥ 1GHz
- EMI RE < 1G: EUT radiated emissions < 1GHz

**Note 1:** Testing for this mode is not required or not the worst case.

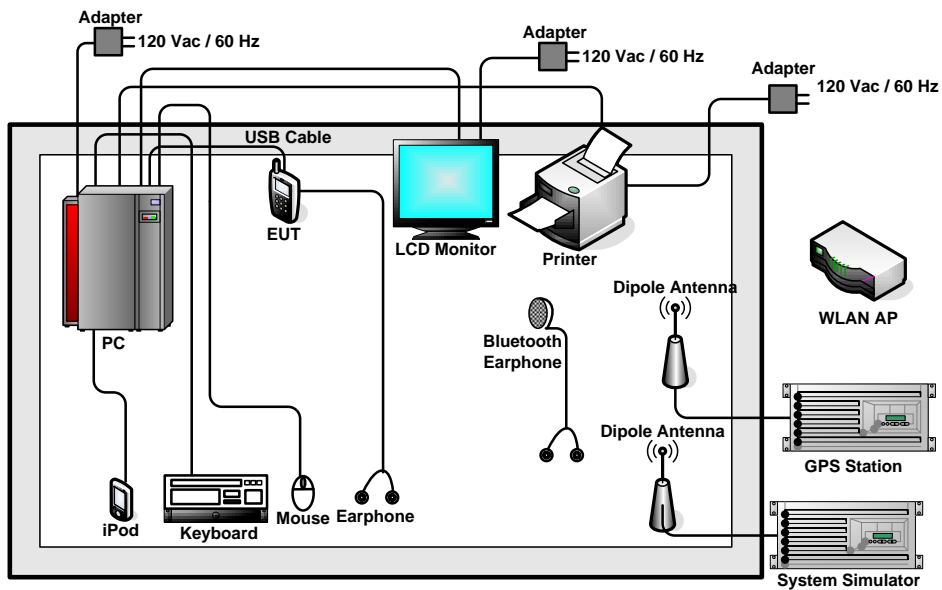
**Remark:** For signal above 1GHz, the worst case was test item 2.

Test Items	EUT Configure Mode	Function Type
AC Conducted Emission	1/2	Mode 1: GSM1900 Idle + Bluetooth Idle + WLAN Idle + Earphone + Camera + USB Cable (Charging from Adapter) <Fig. 1> Mode 2: GSM1900 Idle + Bluetooth Idle + WLAN Idle + Earphone + MPEG4 + USB Cable (Charging from Adapter) <Fig. 1> Mode 3: GSM1900 (EDGE 8) Idle + Bluetooth Idle + WLAN Idle + Earphone + GPS Rx + USB Cable (Data Link with PC) <Fig. 2>
Radiated Emissions < 1GHz	1/2	Mode 1: GSM1900 Idle + Bluetooth Idle + WLAN Idle + Earphone + Camera + USB Cable (Charging from Adapter) <Fig. 1> Mode 2: GSM1900 Idle + Bluetooth Idle + WLAN Idle + Earphone + MPEG4 + USB Cable (Charging from Adapter) <Fig. 1> Mode 3: GSM1900 (EDGE 8) Idle + Bluetooth Idle + WLAN Idle + Earphone + GPS Rx + USB Cable (Data Link with PC) <Fig. 2>
Radiated Emissions ≥ 1GHz	2	Mode 1: GSM1900 (EDGE 8) Idle + Bluetooth Idle + WLAN Idle + Earphone + GPS Rx + USB Cable (Data Link with PC) <Fig. 2>
<b>Remark:</b> <ol style="list-style-type: none"> <li>The worst case of AC is mode 1; the test data of this mode was reported.</li> <li>The USB Link mode of AC Conducted Emission is mode 3; the test data of this mode was reported.</li> <li>The worst case of RE &lt; 1G is mode 3; the test data of this mode was reported.</li> <li>The USB Link mode of Radiated Emissions is mode 3; the test data of this mode was reported.</li> <li>Link with PC means data application transferred mode between EUT and PC.</li> </ol>		

## 2.2. Connection Diagram of Test System



<Fig. 1>



<Fig. 2>



## **2.3. Test Software**

The EUT was in GSM or EDGE idle mode during the testing. The EUT was synchronized to the BCCH, and is in continuous receiving mode by setting system simulator's paging reorganization.

At the same time, the EUT was attached to the Bluetooth earphone or WLAN AP, and the following programs installed in the EUT were programmed during the test.

1. Execute the program, "Winthrax", installed in PC for files transfer with EUT via USB cable.
2. Turn on GPS function to make the EUT receive continuous signals from GPS station.
3. Execute "Video Player" to play MPEG4 files.
4. Turn on camera to capture images.

### 3. Test Result

#### 3.1. Test of AC Conducted Emission Measurement

##### 3.1.1 Limits of AC Conducted Emission

For equipment that is designed to be connected to the public utility (AC) power line, the radio frequency voltage that is conducted back onto the AC power line on any frequency or frequencies within the band 150 kHz to 30 MHz shall not exceed the limits in the following table.

Frequency of emission (MHz)	Conducted limit (dBuV)	
	Quasi-peak	Average
0.15-0.5	66 to 56*	56 to 46*
0.5-5	56	46
5-30	60	50

\*Decreases with the logarithm of the frequency.

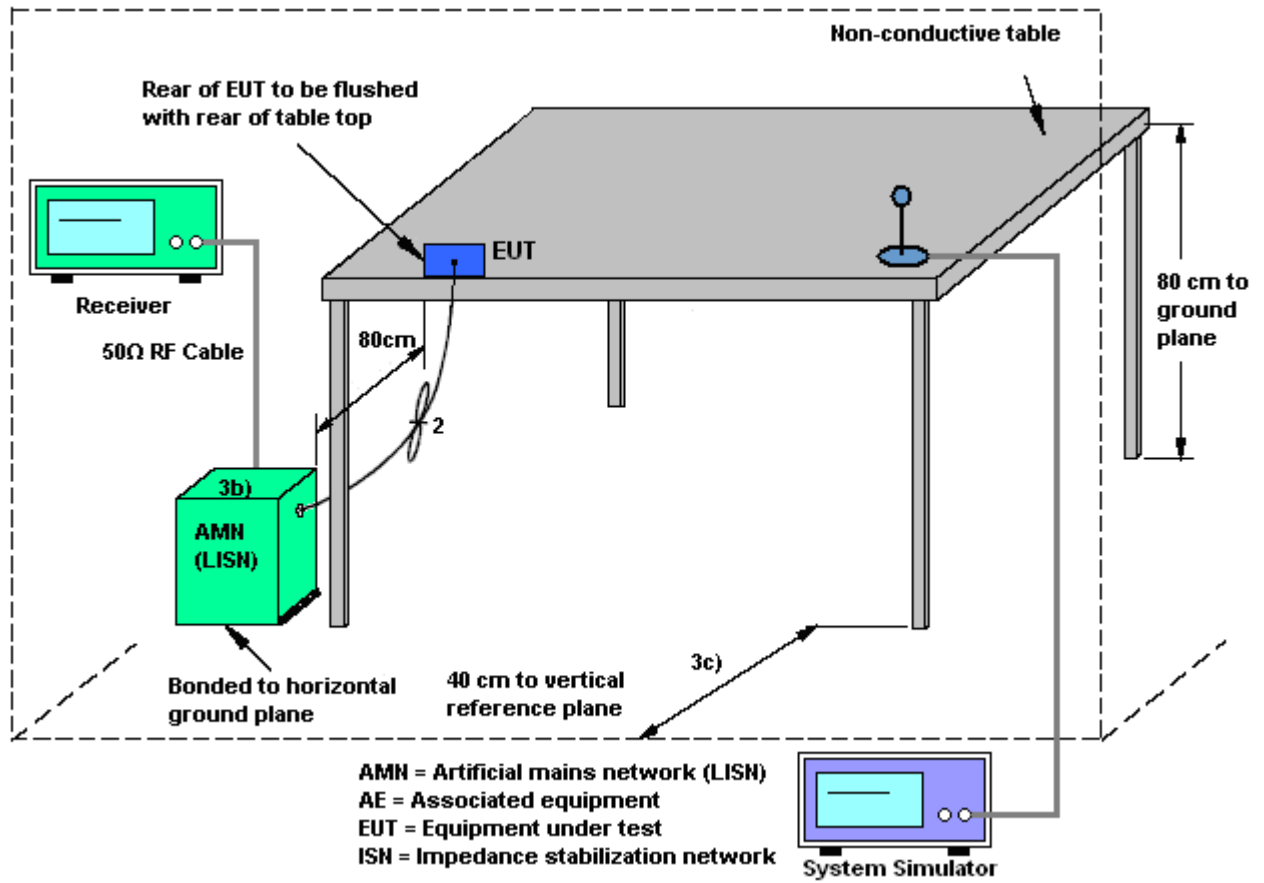
##### 3.1.2 Measuring Instruments

See list of measuring instruments of this test report.

##### 3.1.3 Test Procedure

1. The EUT was placed 0.4 meter from the conducting wall of the shielding room was kept at least 80 centimeters from any other grounded conducting surface.
2. Connect EUT to the power mains through a line impedance stabilization network (LISN).
3. All the support units are connecting to the other LISN.
4. The LISN provides 50 ohm coupling impedance for the measuring instrument.
5. The FCC states that a 50 ohm, 50 microhenry LISN should be used.
6. Both sides of AC line were checked for maximum conducted interference.
7. The frequency range from 150 KHz to 30 MHz was searched.
8. Set the test-receiver system to Peak Detect Function and specified bandwidth with Maximum Hold Mode.

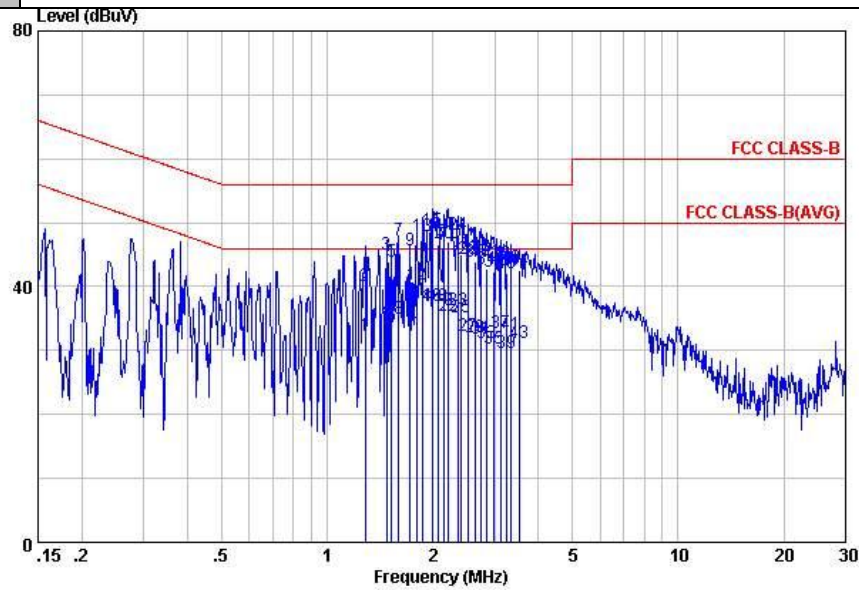
### 3.1.4 Test Setup





3.1.5 Test Result of AC Conducted Emission

Test Mode :	Mode 1	Temperature :	19~20°C
Test Engineer :	Tom Wang	Relative Humidity :	39~40%
Test Voltage :	120Vac / 60Hz	Phase :	Line
Function Type :	GSM1900 Idle + Bluetooth Idle + WLAN Idle + Earphone + Camera + USB Cable (Charging from Adapter)		
Remark :	All emissions not reported here are more than 10 dB below the prescribed limit.		

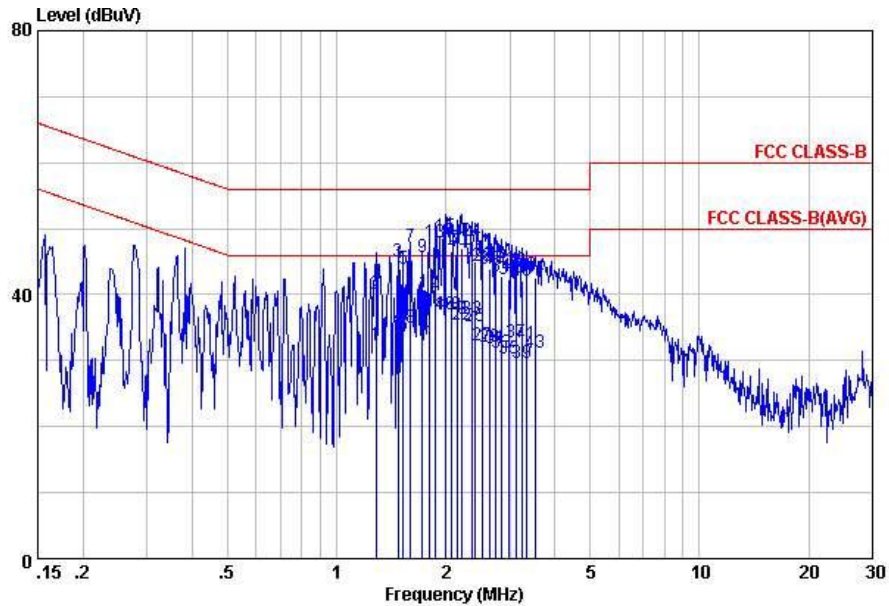


Site : C001-K3  
 Condition: FCC CLASS-B LISN-111230 LINE  
 mode : Mode 1

	Freq	Level	Over Limit	Limit Line	Read Level	LISN Factor	Cable Loss	Remark
	MHz	dBuV	dB	dBuV	dBuV	dB	dB	
1	1.28	32.26	-13.74	46.00	21.70	-0.10	10.66	Average
2	1.28	40.06	-15.94	56.00	29.50	-0.10	10.66	QP
3	1.48	45.07	-10.93	56.00	34.50	-0.11	10.68	QP
4	1.48	34.77	-11.23	46.00	24.20	-0.11	10.68	Average
5	1.53	43.98	-12.02	56.00	33.41	-0.11	10.68	QP
6	1.53	33.88	-12.12	46.00	23.31	-0.11	10.68	Average
7	1.60	47.18	-8.82	56.00	36.60	-0.11	10.69	QP
8	1.60	35.08	-10.92	46.00	24.50	-0.11	10.69	Average
9	1.73	45.68	-10.32	56.00	35.10	-0.11	10.69	QP
10	1.73	34.28	-11.72	46.00	23.70	-0.11	10.69	Average
11	1.81	37.79	-8.21	46.00	27.20	-0.11	10.70	Average
12	1.81	40.29	-15.71	56.00	29.70	-0.11	10.70	QP
13	1.88	47.89	-8.11	56.00	37.30	-0.11	10.70	QP
14	1.88	36.89	-9.11	46.00	26.30	-0.11	10.70	Average
15	2.00	48.79	-7.21	56.00	38.20	-0.11	10.70	QP
16	2.00	37.09	-8.91	46.00	26.50	-0.11	10.70	Average
17	2.07	46.49	-9.51	56.00	35.90	-0.11	10.70	QP
18	2.07	36.99	-9.01	46.00	26.40	-0.11	10.70	Average
19	2.14	36.40	-9.60	46.00	25.80	-0.11	10.71	Average
20	2.14	46.80	-9.20	56.00	36.20	-0.11	10.71	QP
21	2.21	47.10	-8.90	56.00	36.50	-0.11	10.71	QP
22	2.21	35.50	-10.50	46.00	24.90	-0.11	10.71	Average
23	2.36	36.31	-9.69	46.00	25.70	-0.11	10.72	Average
24	2.36	48.11	-7.89	56.00	37.50	-0.11	10.72	QP
25	2.41	35.31	-10.69	46.00	24.70	-0.11	10.72	Average
26	2.41	45.01	-10.99	56.00	34.40	-0.11	10.72	QP
27	2.53	32.22	-13.78	46.00	21.60	-0.11	10.73	Average



Test Mode :	Mode 1	Temperature :	19~20°C
Test Engineer :	Tom Wang	Relative Humidity :	39~40%
Test Voltage :	120Vac / 60Hz	Phase :	Line
Function Type :	GSM1900 Idle + Bluetooth Idle + WLAN Idle + Earphone + Camera + USB Cable (Charging from Adapter)		
Remark :	All emissions not reported here are more than 10 dB below the prescribed limit.		



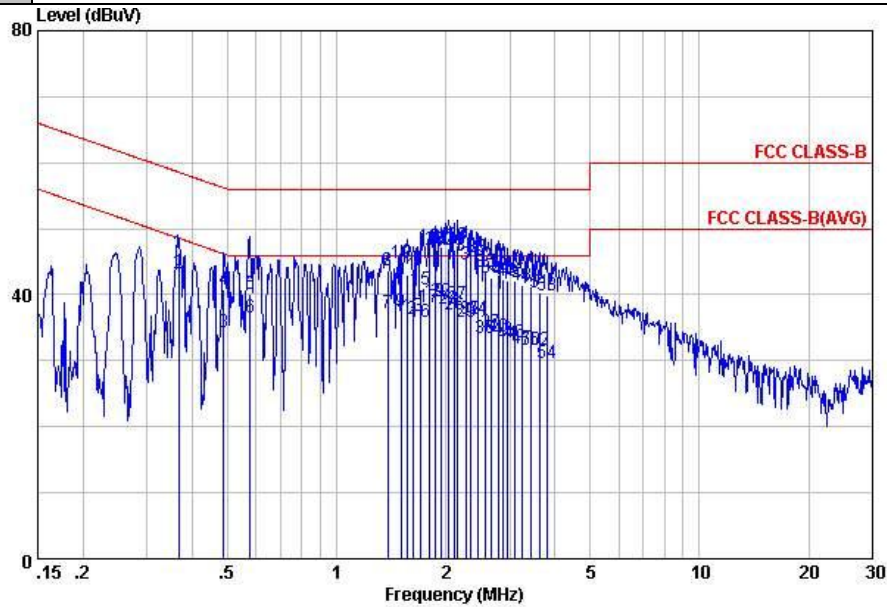
Site : C001-KS  
Condition: FCC CLASS-B LISN-111230 LINE

mode : Mode 1

	Freq	Level	Over	Limit	Read	LISN	Cable	Remark
	MHz	dBuV	Limit	Line	Level	Factor	Loss	
			dB	dBuV	dBuV	dB	dB	
28	2.53	44.32	-11.68	56.00	33.70	-0.11	10.73	QP
29	2.65	32.13	-13.87	46.00	21.50	-0.11	10.74	Average
30	2.65	43.93	-12.07	56.00	33.30	-0.11	10.74	QP
31	2.74	31.94	-14.06	46.00	21.31	-0.12	10.75	Average
32	2.74	44.84	-11.16	56.00	34.21	-0.12	10.75	QP
33	2.84	31.25	-14.75	46.00	20.60	-0.12	10.77	Average
34	2.84	42.85	-13.15	56.00	32.20	-0.12	10.77	QP
35	2.98	30.27	-15.73	46.00	19.61	-0.12	10.78	Average
36	2.98	42.37	-13.63	56.00	31.71	-0.12	10.78	QP
37	3.12	32.68	-13.32	46.00	22.01	-0.12	10.79	Average
38	3.12	43.78	-12.22	56.00	33.11	-0.12	10.79	QP
39	3.24	29.68	-16.32	46.00	19.00	-0.12	10.80	Average
40	3.24	42.08	-13.92	56.00	31.40	-0.12	10.80	QP
41	3.33	32.48	-13.52	46.00	21.79	-0.12	10.81	Average
42	3.33	42.98	-13.02	56.00	32.29	-0.12	10.81	QP
43	3.53	31.09	-14.91	46.00	20.39	-0.12	10.82	Average
44	3.53	42.49	-13.51	56.00	31.79	-0.12	10.82	QP



Test Mode :	Mode 1	Temperature :	19~20°C
Test Engineer :	Tom Wang	Relative Humidity :	39~40%
Test Voltage :	120Vac / 60Hz	Phase :	Neutral
Function Type :	GSM1900 Idle + Bluetooth Idle + WLAN Idle + Earphone + Camera + USB Cable (Charging from Adapter)		
Remark :	All emissions not reported here are more than 10 dB below the prescribed limit.		

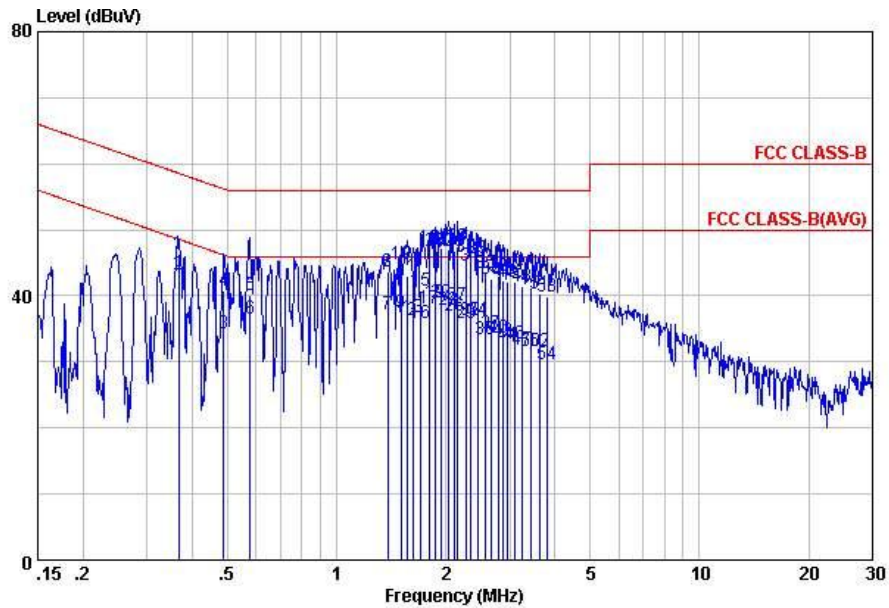


Site : C001-KS  
 Condition: FCC CLASS-B LISN-111230 NEUTRAL  
 mode : Mode 1

	Freq	Level	Over	Limit	Read	LISN	Cable	Remark
	MHz	dBuV	dB	dBuV	dBuV	dB	dB	
1	0.37	46.43	-12.13	58.56	35.90	-0.08	10.61	QP
2	0.37	43.33	-5.23	48.56	32.80	-0.08	10.61	Average
3	0.49	34.24	-11.95	46.19	23.70	-0.08	10.62	Average
4	0.49	40.84	-15.35	56.19	30.30	-0.08	10.62	QP
5	0.58	40.15	-15.85	56.00	29.60	-0.08	10.63	QP
6	0.58	36.65	-9.35	46.00	26.10	-0.08	10.63	Average
7	1.38	37.17	-8.83	46.00	26.60	-0.10	10.67	Average
8	1.38	43.67	-12.33	56.00	33.10	-0.10	10.67	QP
9	1.50	37.48	-8.52	46.00	26.90	-0.10	10.68	Average
10	1.50	44.68	-11.32	56.00	34.10	-0.10	10.68	QP
11	1.56	43.08	-12.92	56.00	32.49	-0.10	10.69	QP
12	1.56	36.38	-9.62	46.00	25.79	-0.10	10.69	Average
13	1.63	36.78	-9.22	46.00	26.20	-0.11	10.69	Average
14	1.63	43.88	-12.12	56.00	33.30	-0.11	10.69	QP
15	1.70	40.69	-15.31	56.00	30.11	-0.11	10.69	QP
16	1.70	35.89	-10.11	46.00	25.31	-0.11	10.69	Average
17	1.80	38.09	-7.91	46.00	27.50	-0.11	10.70	Average
18	1.80	47.19	-8.81	56.00	36.60	-0.11	10.70	QP
19	1.87	39.09	-6.91	46.00	28.50	-0.11	10.70	Average
20	1.87	46.89	-9.11	56.00	36.30	-0.11	10.70	QP
21	1.95	47.29	-8.71	56.00	36.70	-0.11	10.70	QP
22	1.95	38.99	-7.01	46.00	28.40	-0.11	10.70	Average
23	2.03	37.89	-8.11	46.00	27.30	-0.11	10.70	Average
24	2.03	46.99	-9.01	56.00	36.40	-0.11	10.70	QP
25	2.11	46.89	-9.11	56.00	36.29	-0.11	10.71	QP
26	2.11	36.89	-9.11	46.00	26.29	-0.11	10.71	Average
27	2.16	38.50	-7.50	46.00	27.90	-0.11	10.71	Average



Test Mode :	Mode 1	Temperature :	19~20°C
Test Engineer :	Tom Wang	Relative Humidity :	39~40%
Test Voltage :	120Vac / 60Hz	Phase :	Neutral
Function Type :	GSM1900 Idle + Bluetooth Idle + WLAN Idle + Earphone + Camera + USB Cable (Charging from Adapter)		
Remark :	All emissions not reported here are more than 10 dB below the prescribed limit.		



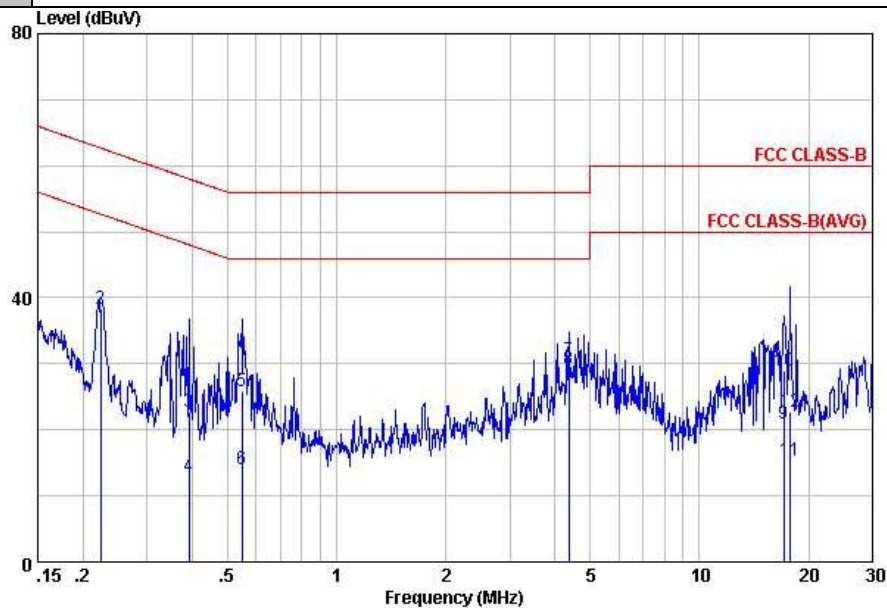
Site : C001-KS  
Condition: FCC CLASS-B LISN-111230 NEUTRAL

mode : Mode 1

	Freq	Level	Over	Limit	Read	LISN	Cable	Remark
	MHz	dBuV	dB	dBuV	dBuV	dB	dB	
28	2.16	47.40	-8.60	56.00	36.80	-0.11	10.71	QP
29	2.27	35.80	-10.20	46.00	25.20	-0.11	10.71	Average
30	2.27	46.00	-10.00	56.00	35.40	-0.11	10.71	QP
31	2.35	44.51	-11.49	56.00	33.90	-0.11	10.72	QP
32	2.35	36.41	-9.59	46.00	25.80	-0.11	10.72	Average
33	2.45	45.71	-10.29	56.00	35.09	-0.11	10.73	QP
34	2.45	36.31	-9.69	46.00	25.69	-0.11	10.73	Average
35	2.57	43.42	-12.58	56.00	32.79	-0.11	10.74	QP
36	2.57	33.42	-12.58	46.00	22.79	-0.11	10.74	Average
37	2.68	34.33	-11.67	46.00	23.69	-0.11	10.75	Average
38	2.68	42.53	-13.47	56.00	31.89	-0.11	10.75	QP
39	2.79	43.04	-12.96	56.00	32.40	-0.12	10.76	QP
40	2.79	33.74	-12.26	46.00	23.10	-0.12	10.76	Average
41	2.88	42.26	-13.74	56.00	31.61	-0.12	10.77	QP
42	2.88	33.26	-12.74	46.00	22.61	-0.12	10.77	Average
43	2.96	42.16	-13.84	56.00	31.50	-0.12	10.78	QP
44	2.96	32.56	-13.44	46.00	21.90	-0.12	10.78	Average
45	3.09	42.17	-13.83	56.00	31.50	-0.12	10.79	QP
46	3.09	32.77	-13.23	46.00	22.10	-0.12	10.79	Average
47	3.26	31.78	-14.22	46.00	21.10	-0.12	10.80	Average
48	3.26	41.48	-14.52	56.00	30.80	-0.12	10.80	QP
49	3.42	41.19	-14.81	56.00	30.50	-0.12	10.81	QP
50	3.42	31.69	-14.31	46.00	21.00	-0.12	10.81	Average
51	3.62	40.39	-15.61	56.00	29.69	-0.12	10.82	QP
52	3.62	31.59	-14.41	46.00	20.89	-0.12	10.82	Average
53	3.82	39.90	-16.10	56.00	29.20	-0.13	10.83	QP
54	3.82	29.60	-16.40	46.00	18.90	-0.13	10.83	Average



Test Mode :	Mode 3	Temperature :	19~20°C
Test Engineer :	Tom Wang	Relative Humidity :	39~40%
Test Voltage :	120Vac / 60Hz	Phase :	Line
Function Type :	GSM1900 (EDGE 8) Idle + Bluetooth Idle + WLAN Idle + Earphone + GPS Rx + USB Cable (Data Link with PC)		
Remark :	All emissions not reported here are more than 10 dB below the prescribed limit.		



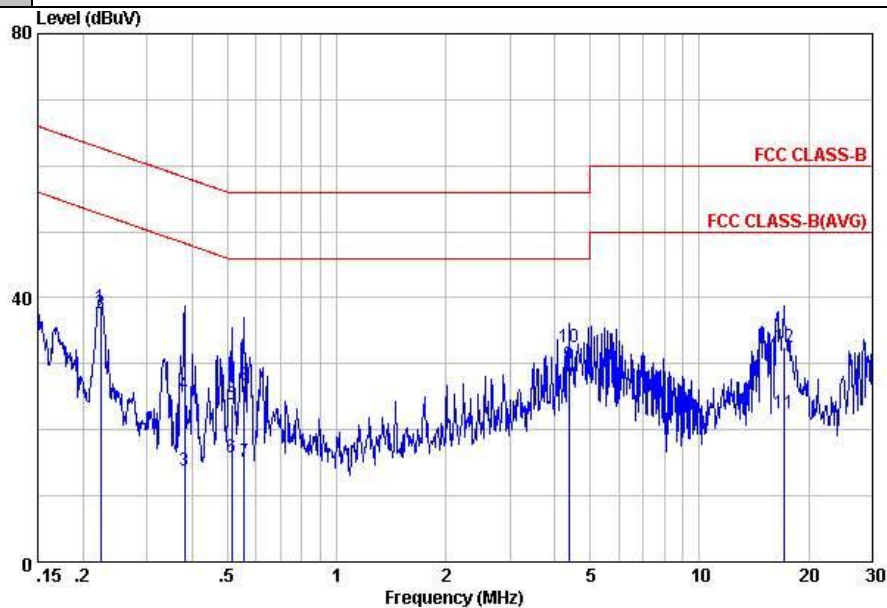
Site : C001-KS  
 Condition: FCC CLASS-B LISN-111230 LINE

mode : Mode 3

	Freq	Level	Over	Limit	Read	LISN	Cable	Remark
	MHz	dBuV	Limit	Line	Level	Factor	Loss	
			dB	dBuV	dBuV	dB	dB	
1	0.22	36.94	-15.76	52.70	26.50	-0.07	10.51	Average
2	0.22	38.24	-24.46	62.70	27.80	-0.07	10.51	QP
3	0.39	22.84	-35.19	58.03	12.30	-0.08	10.62	QP
4	0.39	12.84	-35.19	48.03	2.30	-0.08	10.62	Average
5	0.55	25.84	-30.16	56.00	15.29	-0.08	10.63	QP
6	0.55	14.14	-31.86	46.00	3.59	-0.08	10.63	Average
7	4.36	30.51	-25.49	56.00	19.80	-0.13	10.84	QP
8	4.36	29.21	-16.79	46.00	18.50	-0.13	10.84	Average
9	17.11	20.86	-29.14	50.00	9.81	0.02	11.03	Average
10	17.11	29.06	-30.94	60.00	18.01	0.02	11.03	QP
11	17.85	15.31	-34.69	50.00	4.20	0.05	11.06	Average
12	17.85	22.81	-37.19	60.00	11.70	0.05	11.06	QP



Test Mode :	Mode 3	Temperature :	19~20°C
Test Engineer :	Tom Wang	Relative Humidity :	39~40%
Test Voltage :	120Vac / 60Hz	Phase :	Neutral
Function Type :	GSM1900 (EDGE 8) Idle + Bluetooth Idle + WLAN Idle + Earphone + GPS Rx + USB Cable (Data Link with PC)		
Remark :	All emissions not reported here are more than 10 dB below the prescribed limit.		



Site : C001-KS  
 Condition: FCC CLASS-B LISN-111230 NEUTRAL

mode : Mode 3

	Freq	Level	Over	Limit	Read	LISN	Cable	Remark
	MHz	dBuV	Limit	Line	Level	Factor	Loss	
			dB	dBuV	dBuV	dB	dB	
1	0.22	38.64	-24.06	62.70	28.20	-0.07	10.51	QP
2	0.22	37.74	-14.96	52.70	27.30	-0.07	10.51	Average
3	0.38	13.74	-34.51	48.25	3.20	-0.08	10.62	Average
4	0.38	25.34	-32.91	58.25	14.80	-0.08	10.62	QP
5	0.51	23.75	-32.25	56.00	13.20	-0.08	10.63	QP
6	0.51	15.85	-30.15	46.00	5.30	-0.08	10.63	Average
7	0.56	15.15	-30.85	46.00	4.60	-0.08	10.63	Average
8	0.56	26.85	-29.15	56.00	16.30	-0.08	10.63	QP
9	4.36	29.91	-16.09	46.00	19.20	-0.13	10.84	Average
10	4.36	32.61	-23.39	56.00	21.90	-0.13	10.84	QP
11	17.11	22.54	-27.46	50.00	11.50	0.01	11.03	Average
12	17.11	32.64	-27.36	60.00	21.60	0.01	11.03	QP



### 3.2. Test of Radiated Emission Measurement

#### 3.2.1. Limit of Radiated Emission

The emissions from an unintentional radiator shall not exceed the field strength levels specified in the following table:

Frequency (MHz)	Field Strength (microvolts/meter)	Measurement Distance (meters)
30 – 88	100	3
88 – 216	150	3
216 - 960	200	3
Above 960	500	3

#### 3.2.2. Measuring Instruments

See list of measuring instruments of this test report.

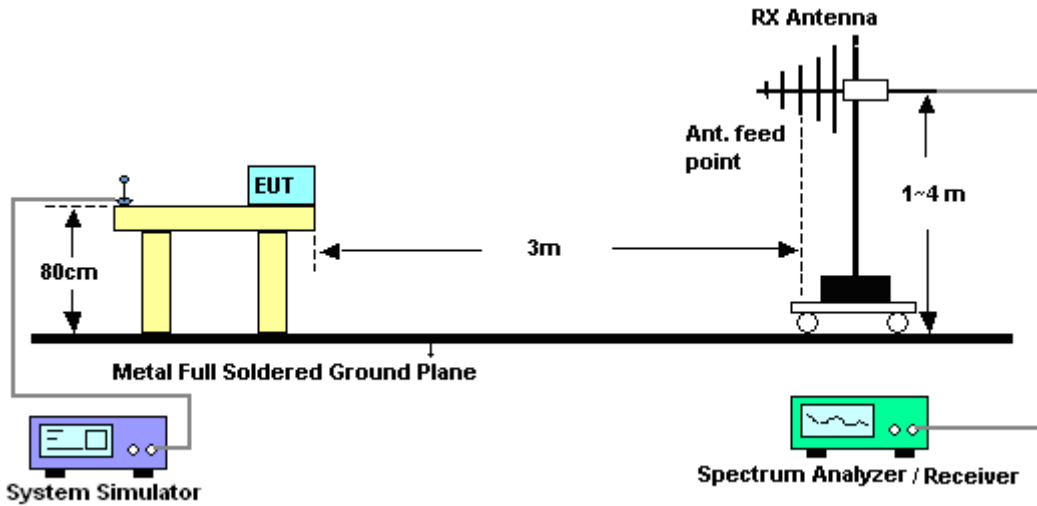


### **3.2.3. Test Procedures**

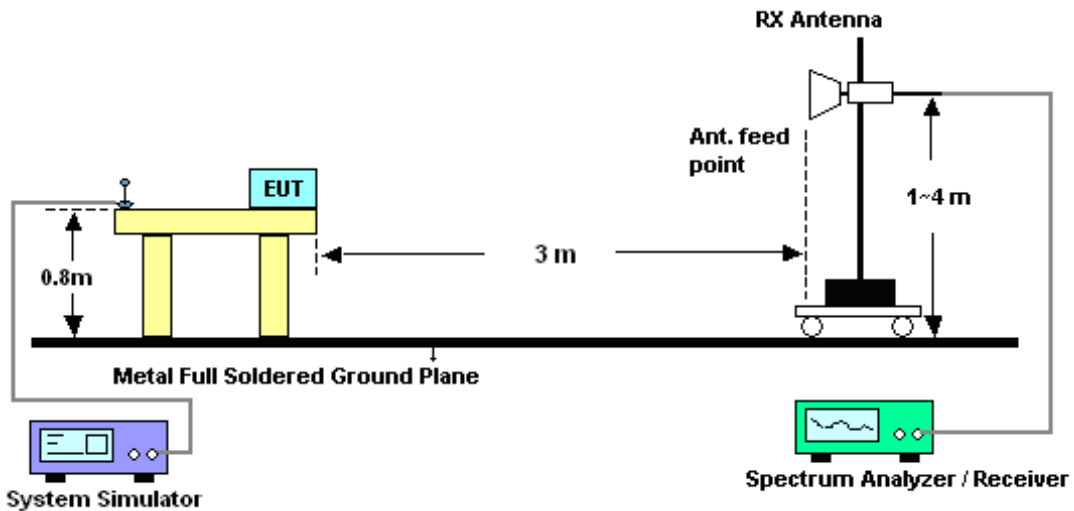
1. The EUT was placed on a turntable with 0.8 meter above ground.
2. The EUT was set 3 meters from the interference receiving antenna, which was mounted on the top of a variable height antenna tower.
3. The table was rotated 360 degrees to determine the position of the highest radiation.
4. The antenna is a Bi-Log antenna and its height is adjusted between one meter and four meters above ground to find the maximum value of the field strength for both horizontal polarization and vertical polarization of the antenna.
5. For each suspected emission, the EUT was arranged to its worst case and then tune the antenna tower (from 1 m to 4 m) and turntable (from 0 degree to 360 degrees) to find the maximum reading.
6. Set the test-receiver system to Peak Detect Function and specified bandwidth with Maximum Hold Mode.
7. If the emission level of the EUT in peak mode was 3 dB lower than the limit specified, then testing will be stopped and peak values of EUT will be reported, otherwise, the emissions will be repeated one by one using the quasi-peak method and reported
8. Emission level (dBuV/m) = 20 log Emission level (uV/m)
9. Corrected Reading: Antenna Factor + Cable Loss + Read Level - Preamp Factor = Level

### 3.2.4. Test Setup of Radiated Emission

For radiated emissions from 30MHz to 1GHz



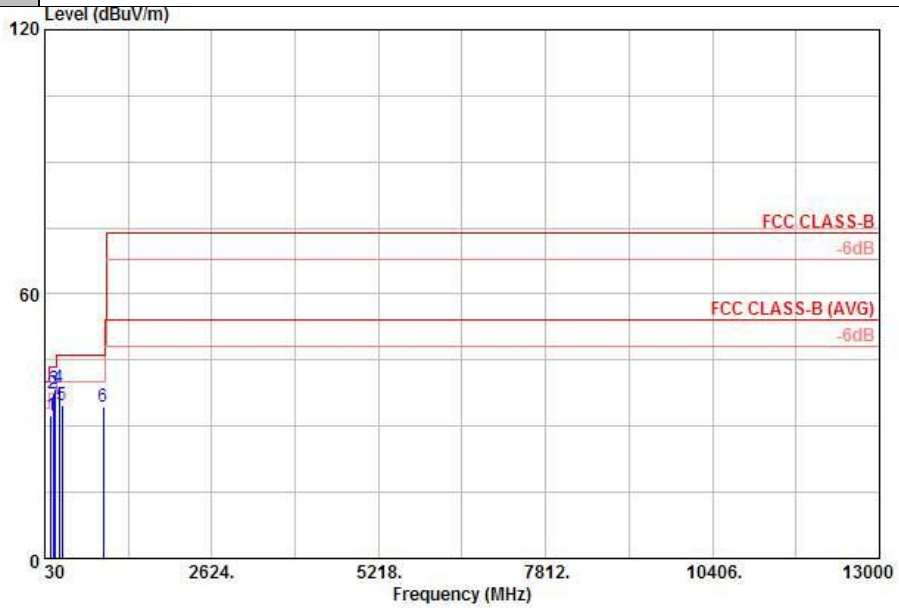
For radiated emissions above 1GHz





3.2.5. Test Result of Radiated Emission

Test Mode :	Mode 3	Temperature :	24~25°C
Test Engineer :	Steven Hao	Relative Humidity :	43~44%
Test Distance :	3m	Polarization :	Horizontal
Function Type :	GSM1900 (EDGE 8) Idle + Bluetooth Idle + WLAN Idle + Earphone + GPS Rx + USB Cable (Data Link with PC)		



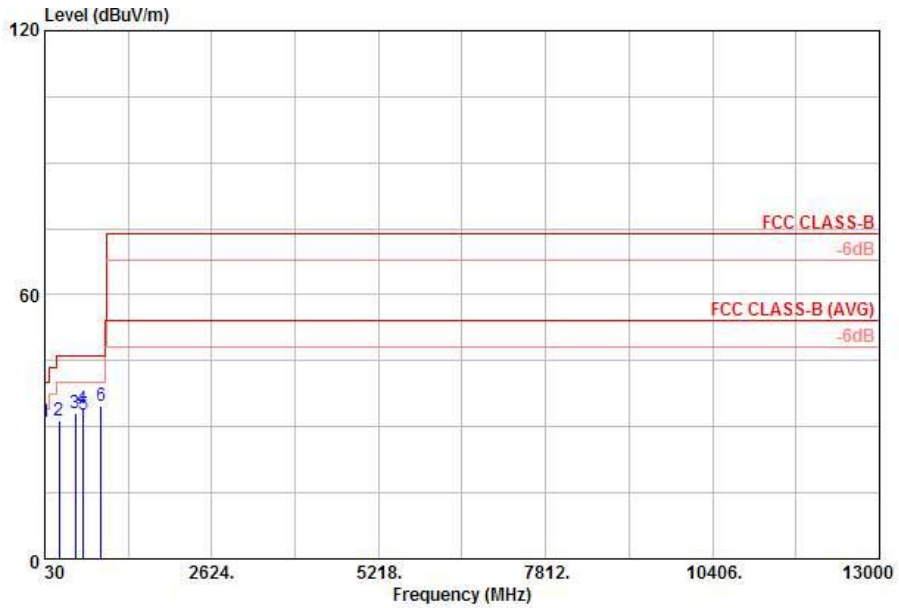
Site : 03CH01-KS  
 Condition: FCC CLASS-B 3m LF\_ANT\_100803 HORIZONTAL

Mode : mode 3

	Freq	Level	Over	Limit	ReadAntenna	Cable	Preamp	Ant	Table	Remark
	MHz	dBuV/m	dB	dBuV/m	dBuV	dB/m	dB	cm	deg	
1	125.06	32.57	-10.93	43.50	50.34	11.75	0.46	29.98	---	Peak
2	165.80	37.29	-6.21	43.50	57.31	9.36	0.54	29.92	---	Peak
3	187.14	38.57	-4.93	43.50	59.45	8.47	0.57	29.92	140	250 Peak
4	250.19	38.74	-7.26	46.00	55.91	12.00	0.67	29.84	---	Peak
5	298.69	34.70	-11.30	46.00	50.94	12.99	0.72	29.95	---	Peak
6	939.86	34.32	-11.68	46.00	41.83	20.69	1.33	29.53	---	Peak



Test Mode :	Mode 3	Temperature :	24~25°C
Test Engineer :	Steven Hao	Relative Humidity :	43~44%
Test Distance :	3m	Polarization :	Vertical
Function Type :	GSM1900 (EDGE 8) Idle + Bluetooth Idle + WLAN Idle + Earphone + GPS Rx + USB Cable (Data Link with PC)		



Site : 03CH01-KS  
 Condition: FCC CLASS-B 3m LF\_ANT\_100803 VERTICAL

Mode : mode 3

	Freq	Level	Over Limit	Limit Line	ReadAntenna Level	Antenna Factor	Cable Loss	Preamp Factor	Ant Pos	Table Pos	Remark
	MHz	dBuV/m	dB	dBuV/m	dBuV	dB/m	dB	dB	cm	deg	
1	34.85	31.20	-8.80	40.00	45.96	15.10	0.23	30.09	100	140	Peak
2	250.19	31.47	-14.53	46.00	48.64	12.00	0.67	29.84	---	---	Peak
3	500.45	33.02	-12.98	46.00	44.59	17.20	0.96	29.73	---	---	Peak
4	624.61	33.94	-12.06	46.00	43.75	18.74	1.08	29.63	---	---	Peak
5	634.31	32.81	-13.19	46.00	42.55	18.82	1.08	29.64	---	---	Peak
6	903.00	34.85	-11.15	46.00	42.57	20.46	1.30	29.48	---	---	Peak



### 4. List of Measuring Equipment

Instrument	Manufacturer	Model No.	Serial No.	Characteristics	Calibration Date	Test Date	Due Date	Remark
EMI Test Receiver	R&S	ESCI7	100768	9kHz~7GHz	Jun. 01, 2012	Sep. 12, 2012	May 31, 2013	Conduction (CO01-KS)
LISN	MessTec	AN3016	060103	9kHz~30MHz	Dec. 30, 2011	Sep. 12, 2012	Dec. 29, 2012	Conduction (CO01-KS)
LISN	MessTec	AN3016	060105	9kHz~30MHz	Dec. 30, 2011	Sep. 12, 2012	Dec. 29, 2012	Conduction (CO01-KS)
AC Power Source	Chroma	61602	ABP0000008 11	N/A	Nov. 16, 2011	Sep. 12, 2012	Nov. 15, 2012	Conduction (CO01-KS)
GPS Station	ADIVIC	MP9000	MP9000-1110 46	N/A	Dec. 15, 2011	Sep. 12, 2012	Dec. 14, 2012	Conduction (CO01-KS)
EMI Test Receiver	R&S	ESCI	100534	9kHz~3GHz	Nov. 09, 2011	Sep. 11, 2012	Nov. 08, 2012	Radiation (03CH01-KS)
Spectrum Analyzer	R&S	FSP40	100319	9kHz~40GHz	Dec. 30, 2011	Sep. 11, 2012	Dec. 29, 2012	Radiation (03CH01-KS)
Bilog Antenna	SCHAFFNER	CBL6112D	23182	25MHz~2GHz	Dec. 08, 2011	Sep. 11, 2012	Dec. 07, 2012	Radiation (03CH01-KS)
Double Ridge Horn Antenna	EMCO	3117	00075959	1GHz~18GHz	Jan. 06, 2012	Sep. 11, 2012	Jan. 05, 2013	Radiation (03CH01-KS)
Amplifier	Wireless	FPA-6592G	060029	9KHz~2GHz	Jan. 06, 2012	Sep. 11, 2012	Jan. 05, 2013	Radiation (03CH01-KS)
Amplifier	Wireless	FPA-6592G	060004	30MHz~2GHz	Dec. 30, 2011	Sep. 11, 2012	Dec. 29, 2012	Radiation (03CH01-KS)
Amplifier	Agilent	8449B	3008A02370	1GHz~26.5GHz	Dec. 30, 2011	Sep. 11, 2012	Dec. 29, 2012	Radiation (03CH01-KS)
Active Horn Antenna	com-power	AHA-118	701023	1G-18GHz	Nov. 07, 2011	Sep. 11, 2012	Nov. 06, 2012	Radiation (03CH01-KS)
SHF-EHF Horn	Schwarzbeck	BBHA 9170	BBHA170249	15-40GHz	Oct. 11, 2011	Sep. 11, 2012	Oct. 10, 2012	Radiation (03CH01-KS)
GPS Station	T&E	GS-50	N/A	N/A	N/A	Sep. 11, 2012	N/A	Radiation (03CH01-KS)
System Simulator	R&S	CMU200	837587/066	GSM/GPRS850/900/1800/1900,	Dec. 30, 2011	Sep. 11, 2012 ~ Sep. 12, 2012	Dec. 29, 2012	-



## 5. Uncertainty of Evaluation

### Uncertainty of Conducted Emission Measurement (150 KHz ~ 30 MHz)

Measuring Uncertainty for a Level of Confidence of 95% ( $U = 2Uc(y)$ )	2.26
---	------

### Uncertainty of Radiated Emission Measurement (30 MHz ~ 1000 MHz)

Measuring Uncertainty for a Level of Confidence of 95% ( $U = 2Uc(y)$ )	2.54
---	------

### Uncertainty of Radiated Emission Measurement (1 GHz ~ 40 GHz)

Measuring Uncertainty for a Level of Confidence of 95% ( $U = 2Uc(y)$ )	4.72
---	------