

## #01 GSM1900\_Right Cheek\_Ch661

### DUT: 270338

Communication System: General GSM; Frequency: 1880 MHz; Duty Cycle: 1:8.3  
Medium: HSL\_1900\_120912 Medium parameters used:  $f = 1880$  MHz;  $\sigma = 1.397$  mho/m;  $\epsilon_r = 40.608$ ;  $\rho = 1000$  kg/m<sup>3</sup>  
Ambient Temperature : 23.2 °C ; Liquid Temperature : 21.1 °C

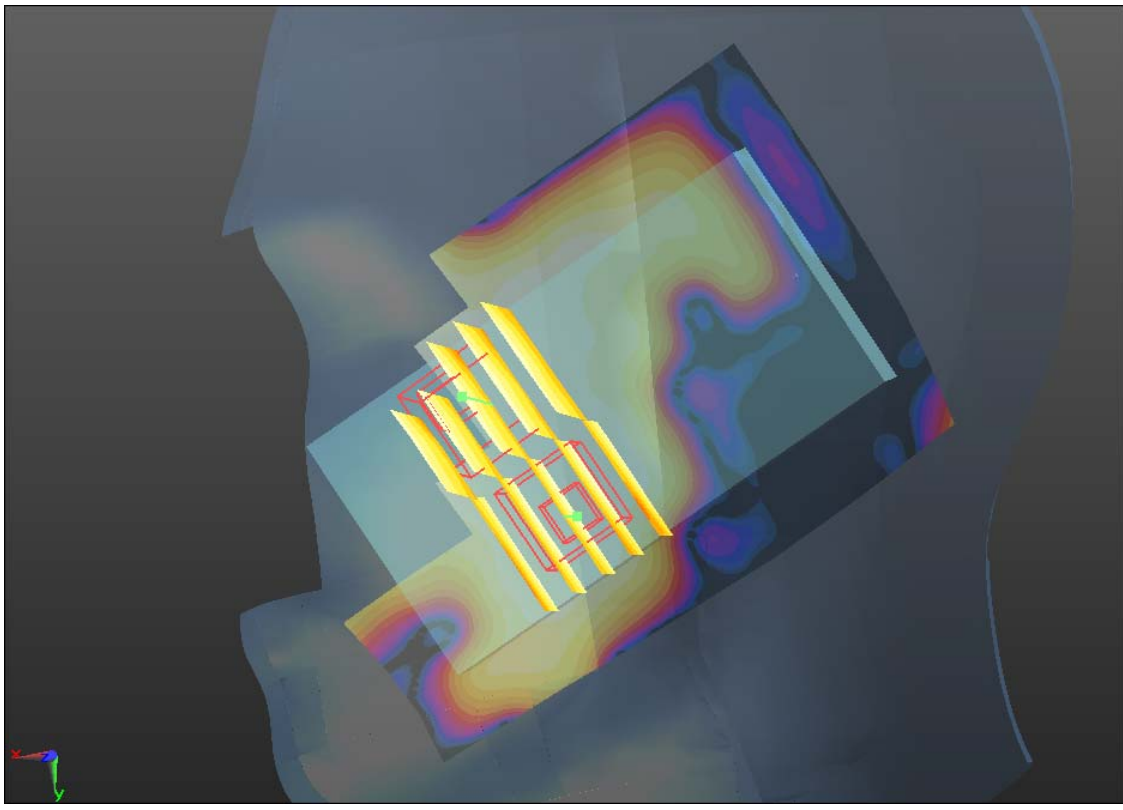
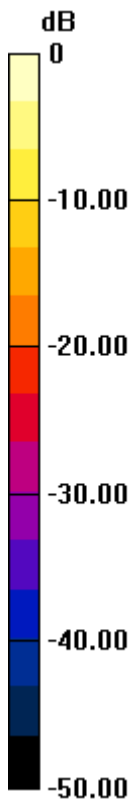
#### DASY5 Configuration:

- Probe: EX3DV4 - SN3857; ConvF(7.84, 7.84, 7.84); Calibrated: 2012-6-20
- Sensor-Surface: 4mm (Mechanical Surface Detection)
- Electronics: DAE4 Sn1210; Calibrated: 2011-11-18
- Phantom: SAM1; Type: SAM; Serial: TP-1479
- Measurement SW: DASY52, Version 52.8 (2); SEMCAD X Version 14.4.5 (3634)

**Ch661/Area Scan (71x111x1):** Measurement grid: dx=15mm, dy=15mm  
Maximum value of SAR (interpolated) = 0.091 mW/g

**Ch661/Zoom Scan (5x5x7)/Cube 0:** Measurement grid: dx=8mm, dy=8mm, dz=5mm  
Reference Value = 2.585 V/m; Power Drift = 0.04 dB  
Peak SAR (extrapolated) = 0.123 W/kg  
**SAR(1 g) = 0.080 mW/g; SAR(10 g) = 0.047 mW/g**  
Maximum value of SAR (measured) = 0.086 mW/g

**Ch661/Zoom Scan (5x5x7)/Cube 1:** Measurement grid: dx=8mm, dy=8mm, dz=5mm  
Reference Value = 2.585 V/m; Power Drift = 0.04 dB  
Peak SAR (extrapolated) = 0.109 W/kg  
**SAR(1 g) = 0.071 mW/g; SAR(10 g) = 0.044 mW/g**  
Maximum value of SAR (measured) = 0.075 mW/g



0 dB = 0.080mW/g

## #02 GSM1900\_Right Tilted\_Ch661

### DUT: 270338

Communication System: General GSM; Frequency: 1880 MHz; Duty Cycle: 1:8.3

Medium: HSL\_1900\_120912 Medium parameters used:  $f = 1880$  MHz;  $\sigma = 1.397$  mho/m;  $\epsilon_r =$

40.608;  $\rho = 1000$  kg/m<sup>3</sup>

Ambient Temperature : 23.2 °C ; Liquid Temperature : 21.1 °C

#### DASY5 Configuration:

- Probe: EX3DV4 - SN3857; ConvF(7.84, 7.84, 7.84); Calibrated: 2012-6-20
- Sensor-Surface: 4mm (Mechanical Surface Detection)
- Electronics: DAE4 Sn1210; Calibrated: 2011-11-18
- Phantom: SAM1; Type: SAM; Serial: TP-1479
- Measurement SW: DASY52, Version 52.8 (2); SEMCAD X Version 14.4.5 (3634)

**Ch661/Area Scan (71x111x1):** Measurement grid: dx=15mm, dy=15mm

Maximum value of SAR (interpolated) = 0.057 mW/g

**Ch661/Zoom Scan (5x5x7)/Cube 1:** Measurement grid: dx=8mm, dy=8mm, dz=5mm

Reference Value = 5.002 V/m; Power Drift = -0.09 dB

Peak SAR (extrapolated) = 0.058 W/kg

**SAR(1 g) = 0.036 mW/g; SAR(10 g) = 0.019 mW/g**

Maximum value of SAR (measured) = 0.040 mW/g

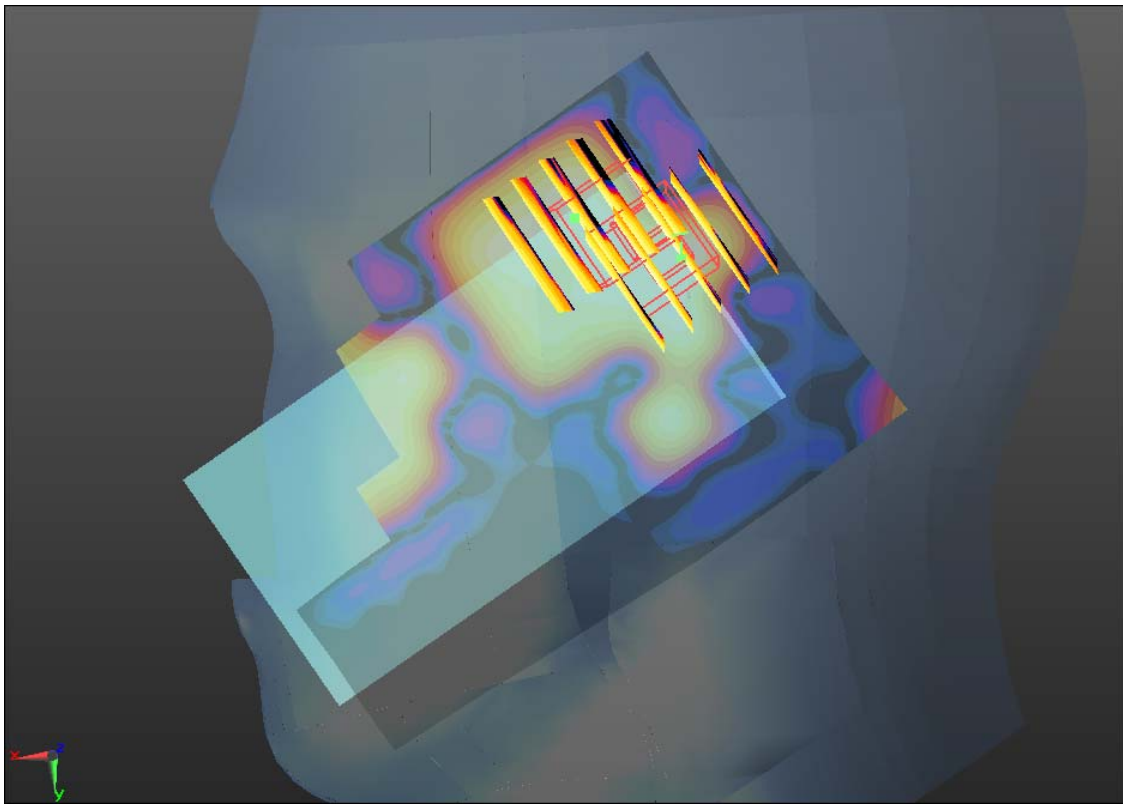
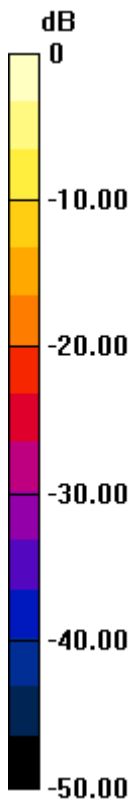
**Ch661/Zoom Scan (5x5x7)/Cube 0:** Measurement grid: dx=8mm, dy=8mm, dz=5mm

Reference Value = 5.002 V/m; Power Drift = -0.09 dB

Peak SAR (extrapolated) = 0.055 W/kg

**SAR(1 g) = 0.033 mW/g; SAR(10 g) = 0.014 mW/g**

Maximum value of SAR (measured) = 0.037 mW/g



0 dB = 0.040mW/g

**#03 GSM1900\_Left Cheek\_Ch661**

**DUT: 270338**

Communication System: General GSM; Frequency: 1880 MHz; Duty Cycle: 1:8.3

Medium: HSL\_1900\_120912 Medium parameters used:  $f = 1880$  MHz;  $\sigma = 1.397$  mho/m;  $\epsilon_r =$

40.608;  $\rho = 1000$  kg/m<sup>3</sup>

Ambient Temperature : 23.2 °C; Liquid Temperature : 21.1 °C

DASY5 Configuration:

- Probe: EX3DV4 - SN3857; ConvF(7.84, 7.84, 7.84); Calibrated: 2012-6-20
- Sensor-Surface: 4mm (Mechanical Surface Detection)
- Electronics: DAE4 Sn1210; Calibrated: 2011-11-18
- Phantom: SAM1; Type: SAM; Serial: TP-1479
- Measurement SW: DASY52, Version 52.8 (2); SEMCAD X Version 14.4.5 (3634)

**Ch661/Area Scan (71x111x1):** Measurement grid: dx=15mm, dy=15mm

Maximum value of SAR (interpolated) = 0.166 mW/g


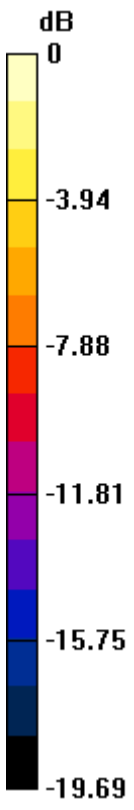
**Ch661/Zoom Scan (5x5x7)/Cube 0:** Measurement grid: dx=8mm, dy=8mm, dz=5mm

Reference Value = 2.666 V/m; Power Drift = 0.10 dB

Peak SAR (extrapolated) = 0.239 W/kg

**SAR(1 g) = 0.146 mW/g; SAR(10 g) = 0.082 mW/g**

Maximum value of SAR (measured) = 0.163 mW/g



0 dB = 0.160mW/g

**#03 GSM1900\_Left Cheek\_Ch661\_2D**

**DUT: 270338**

Communication System: General GSM; Frequency: 1880 MHz; Duty Cycle: 1:8.3

Medium: HSL\_1900\_120912 Medium parameters used:  $f = 1880$  MHz;  $\sigma = 1.397$  mho/m;  $\epsilon_r =$

40.608;  $\rho = 1000$  kg/m<sup>3</sup>

Ambient Temperature : 23.2 °C ; Liquid Temperature : 21.1 °C

DASY5 Configuration:

- Probe: EX3DV4 - SN3857; ConvF(7.84, 7.84, 7.84); Calibrated: 2012-6-20

- Sensor-Surface: 4mm (Mechanical Surface Detection)

- Electronics: DAE4 Sn1210; Calibrated: 2011-11-18

- Phantom: SAM1; Type: SAM; Serial: TP-1479

- Measurement SW: DASY52, Version 52.8 (2); SEMCAD X Version 14.4.5 (3634)

**Ch661/Area Scan (71x111x1):** Measurement grid: dx=15mm, dy=15mm

Maximum value of SAR (interpolated) = 0.166 mW/g

**Ch661/Zoom Scan (5x5x7)/Cube 0:** Measurement grid: dx=8mm, dy=8mm, dz=5mm

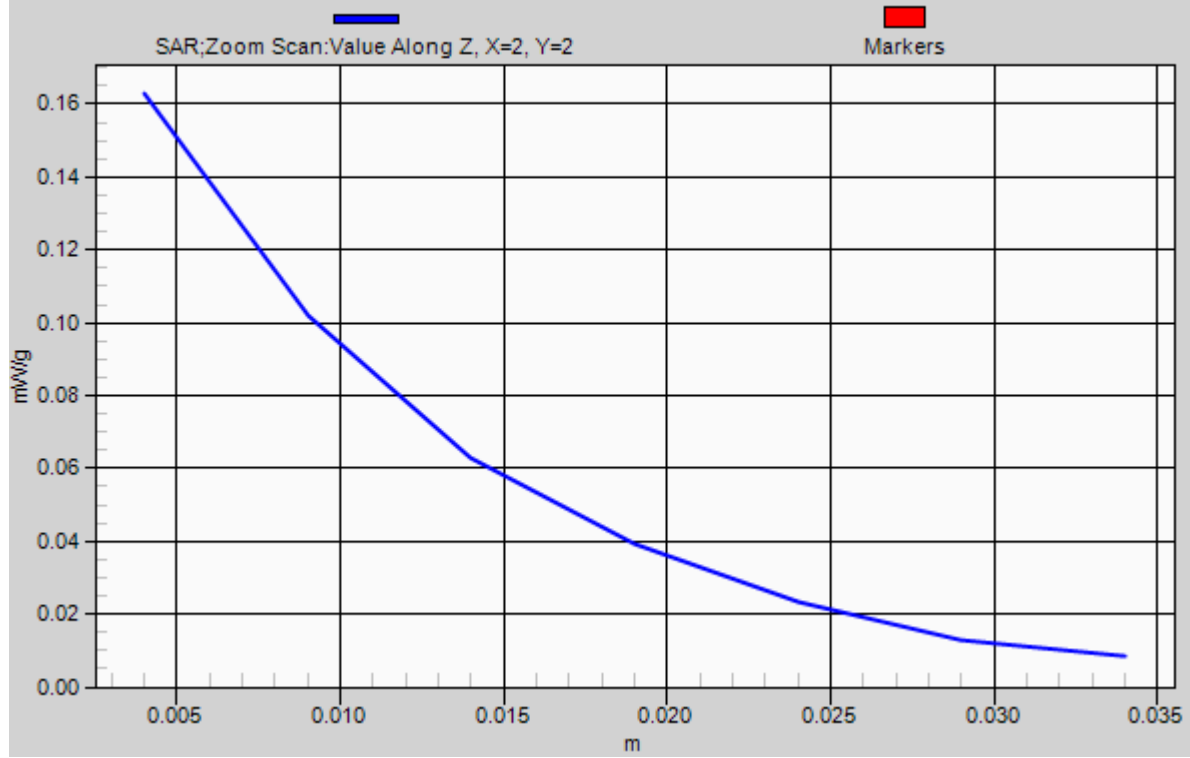
Reference Value = 2.666 V/m; Power Drift = 0.10 dB

Peak SAR (extrapolated) = 0.239 W/kg

**SAR(1 g) = 0.146 mW/g; SAR(10 g) = 0.082 mW/g**

Maximum value of SAR (measured) = 0.163 mW/g

# 1g/10g Averaged SAR



## #04 GSM1900\_Left Tilted\_Ch661

### DUT: 270338

Communication System: General GSM; Frequency: 1880 MHz; Duty Cycle: 1:8.3

Medium: HSL\_1900\_120912 Medium parameters used:  $f = 1880$  MHz;  $\sigma = 1.397$  mho/m;  $\epsilon_r =$

40.608;  $\rho = 1000$  kg/m<sup>3</sup>

Ambient Temperature : 23.2 °C ; Liquid Temperature : 21.1 °C

#### DASY5 Configuration:

- Probe: EX3DV4 - SN3857; ConvF(7.84, 7.84, 7.84); Calibrated: 2012-6-20
- Sensor-Surface: 4mm (Mechanical Surface Detection)
- Electronics: DAE4 Sn1210; Calibrated: 2011-11-18
- Phantom: SAM1; Type: SAM; Serial: TP-1479
- Measurement SW: DASY52, Version 52.8 (2); SEMCAD X Version 14.4.5 (3634)

**Ch661/Area Scan (71x111x1):** Measurement grid: dx=15mm, dy=15mm

Maximum value of SAR (interpolated) = 0.050 mW/g

**Ch661/Zoom Scan (5x5x7)/Cube 0:** Measurement grid: dx=8mm, dy=8mm, dz=5mm

Reference Value = 5.058 V/m; Power Drift = 0.06 dB

Peak SAR (extrapolated) = 0.053 W/kg

**SAR(1 g) = 0.032 mW/g; SAR(10 g) = 0.016 mW/g**

Maximum value of SAR (measured) = 0.036 mW/g


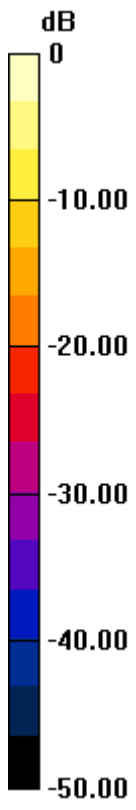
**Ch661/Zoom Scan (5x5x7)/Cube 1:** Measurement grid: dx=8mm, dy=8mm, dz=5mm

Reference Value = 5.058 V/m; Power Drift = 0.06 dB

Peak SAR (extrapolated) = 0.033 W/kg

**SAR(1 g) = 0.016 mW/g; SAR(10 g) = 0.00944 mW/g**

Maximum value of SAR (measured) = 0.018 mW/g



0 dB = 0.020mW/g

## #05 GSM1900\_GPRS10\_Right Cheek\_Ch661

**DUT: 270338**

Communication System: GPRS/EDGE 10; Frequency: 1880 MHz; Duty Cycle: 1:4  
Medium: HSL\_1900\_120908 Medium parameters used:  $f = 1880$  MHz;  $\sigma = 1.399$  mho/m;  $\epsilon_r = 40.745$ ;  $\rho = 1000$  kg/m<sup>3</sup>  
Ambient Temperature : 23.1 °C ; Liquid Temperature : 21.1 °C

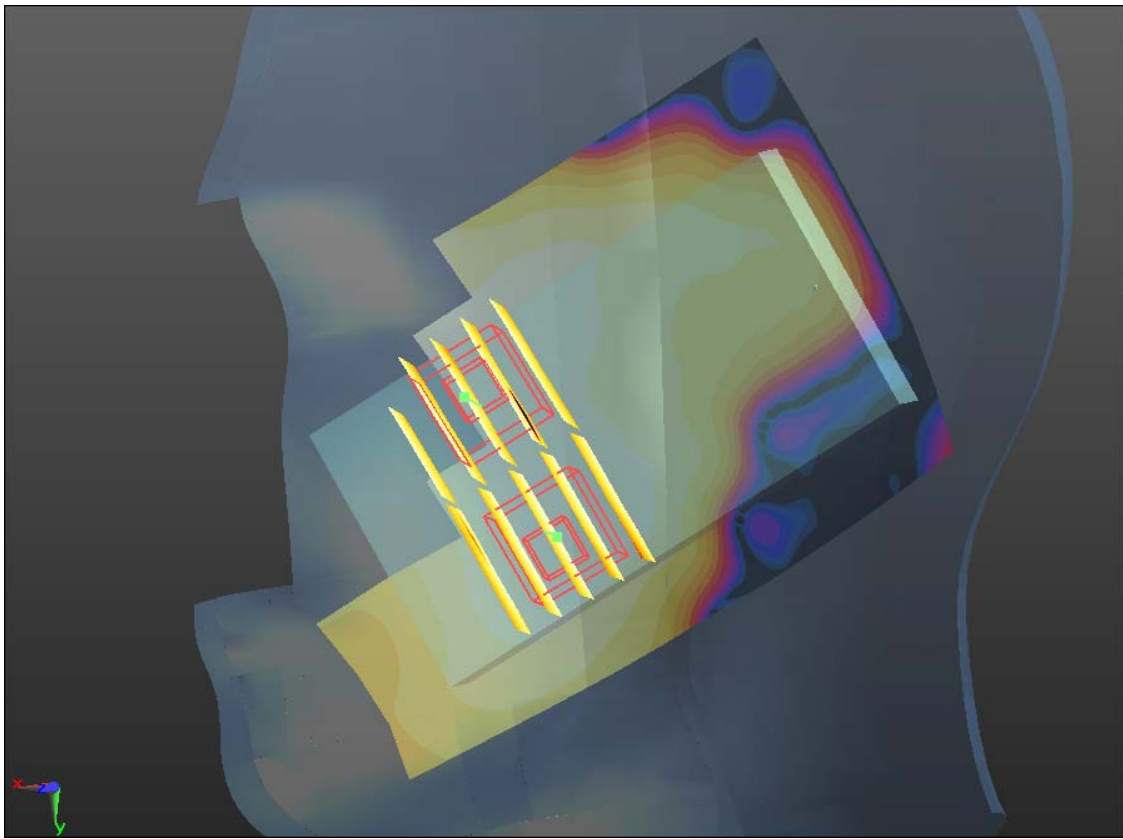
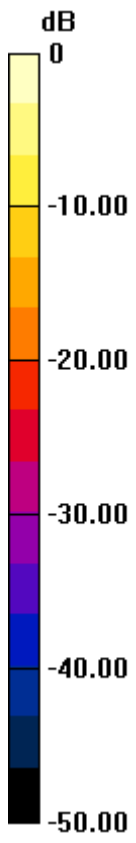
DASY5 Configuration:

- Probe: EX3DV4 - SN3857; ConvF(7.84, 7.84, 7.84); Calibrated: 2012-6-20
- Sensor-Surface: 4mm (Mechanical Surface Detection)
- Electronics: DAE4 Sn1210; Calibrated: 2011-11-18
- Phantom: SAM2; Type: SAM; Serial: TP-1477
- Measurement SW: DASY52, Version 52.8 (2); SEMCAD X Version 14.4.5 (3634)

**Ch661/Area Scan (71x111x1):** Measurement grid: dx=15mm, dy=15mm  
Maximum value of SAR (interpolated) = 0.189 mW/g

**Ch661/Zoom Scan (5x5x7)/Cube 0:** Measurement grid: dx=8mm, dy=8mm, dz=5mm  
Reference Value = 4.464 V/m; Power Drift = 0.19 dB  
Peak SAR (extrapolated) = 0.280 W/kg  
**SAR(1 g) = 0.172 mW/g; SAR(10 g) = 0.098 mW/g**  
Maximum value of SAR (measured) = 0.187 mW/g

**Ch661/Zoom Scan (5x5x7)/Cube 1:** Measurement grid: dx=8mm, dy=8mm, dz=5mm  
Reference Value = 4.464 V/m; Power Drift = 0.19 dB  
Peak SAR (extrapolated) = 0.207 W/kg  
**SAR(1 g) = 0.135 mW/g; SAR(10 g) = 0.084 mW/g**  
Maximum value of SAR (measured) = 0.150 mW/g



0 dB = 0.150mW/g

**#06 GSM1900\_GPRS10\_Right Tilted\_Ch661**

**DUT: 270338**

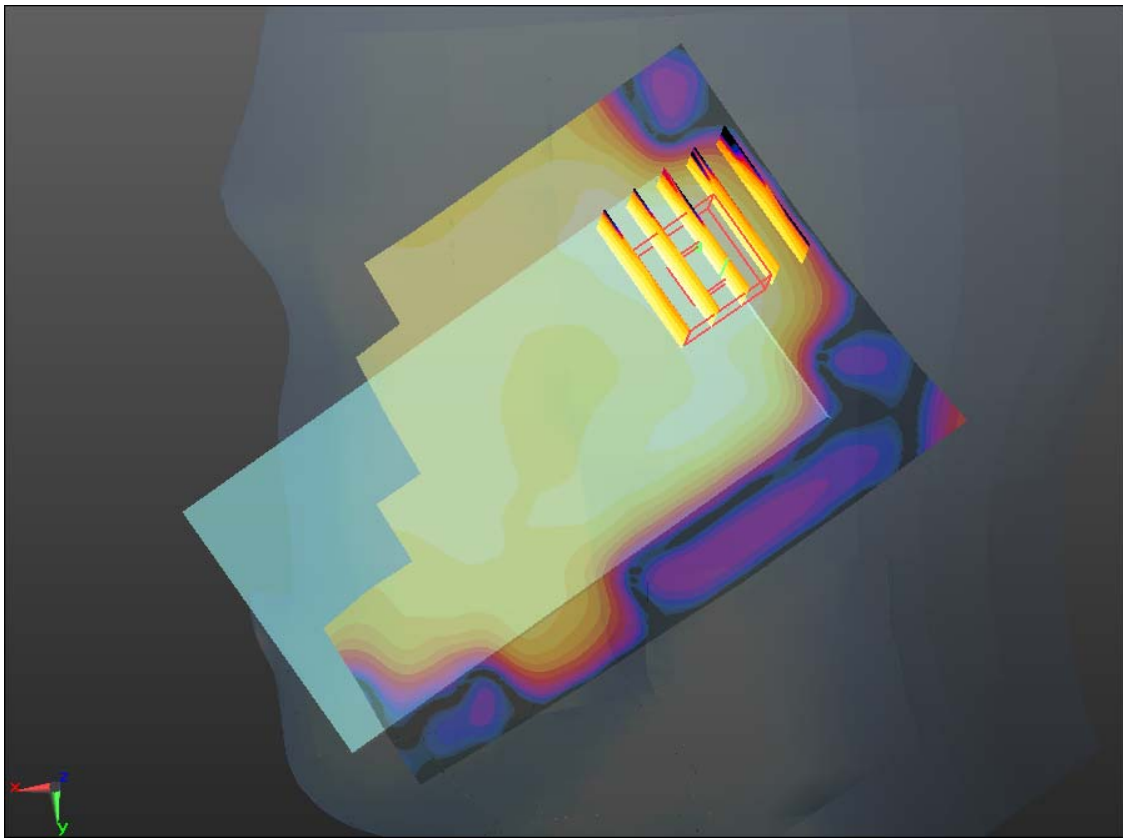
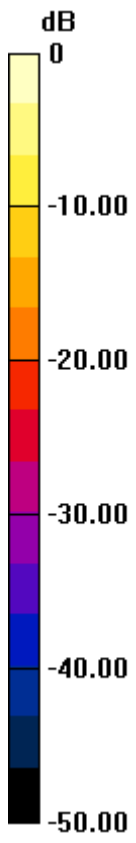
Communication System: GPRS/EDGE 10; Frequency: 1880 MHz; Duty Cycle: 1:4  
Medium: HSL\_1900\_120908 Medium parameters used:  $f = 1880$  MHz;  $\sigma = 1.399$  mho/m;  $\epsilon_r = 40.745$ ;  $\rho = 1000$  kg/m<sup>3</sup>  
Ambient Temperature : 23.1 °C ; Liquid Temperature : 21.1 °C

DASY5 Configuration:

- Probe: EX3DV4 - SN3857; ConvF(7.84, 7.84, 7.84); Calibrated: 2012-6-20
- Sensor-Surface: 4mm (Mechanical Surface Detection)
- Electronics: DAE4 Sn1210; Calibrated: 2011-11-18
- Phantom: SAM2; Type: SAM; Serial: TP-1477
- Measurement SW: DASY52, Version 52.8 (2); SEMCAD X Version 14.4.5 (3634)

**Ch661/Area Scan (71x111x1):** Measurement grid: dx=15mm, dy=15mm  
Maximum value of SAR (interpolated) = 0.125 mW/g

**Ch661/Zoom Scan (5x5x7)/Cube 0:** Measurement grid: dx=8mm, dy=8mm, dz=5mm  
Reference Value = 7.256 V/m; Power Drift = 0.17 dB  
Peak SAR (extrapolated) = 0.121 W/kg  
**SAR(1 g) = 0.071 mW/g; SAR(10 g) = 0.038 mW/g**  
Maximum value of SAR (measured) = 0.078 mW/g



0 dB = 0.080mW/g

**#07 GSM1900\_GPRS10\_Left Cheek\_Ch661**

**DUT: 270338**

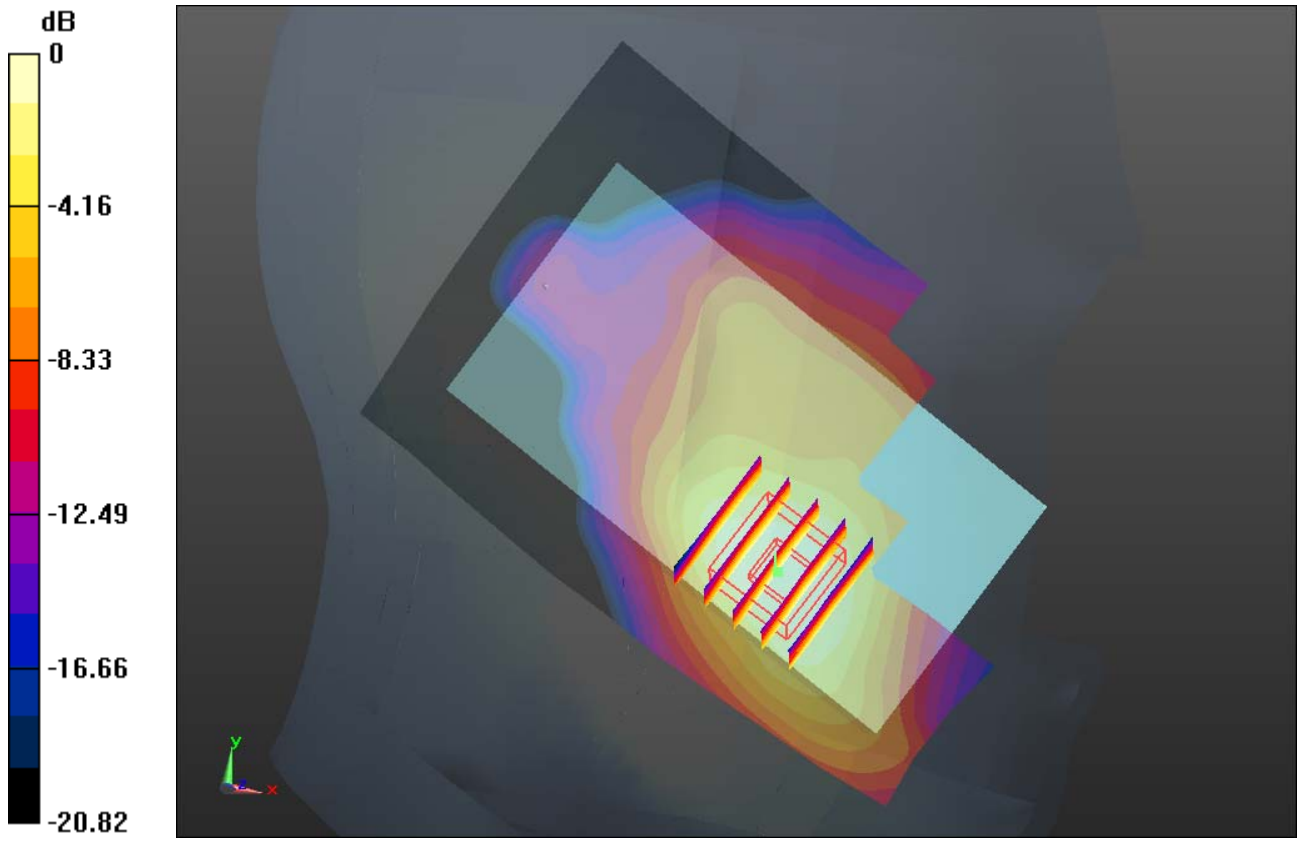
Communication System: GPRS/EDGE 10; Frequency: 1880 MHz; Duty Cycle: 1:4  
Medium: HSL\_1900\_120908 Medium parameters used:  $f = 1880$  MHz;  $\sigma = 1.399$  mho/m;  $\epsilon_r = 40.745$ ;  $\rho = 1000$  kg/m<sup>3</sup>  
Ambient Temperature : 23.1 °C; Liquid Temperature : 21.1 °C

DASY5 Configuration:

- Probe: EX3DV4 - SN3857; ConvF(7.84, 7.84, 7.84); Calibrated: 2012-6-20
- Sensor-Surface: 4mm (Mechanical Surface Detection)
- Electronics: DAE4 Sn1210; Calibrated: 2011-11-18
- Phantom: SAM2; Type: SAM; Serial: TP-1477
- Measurement SW: DASY52, Version 52.8 (2); SEMCAD X Version 14.4.5 (3634)

**Ch661/Area Scan (71x111x1):** Measurement grid: dx=15mm, dy=15mm  
Maximum value of SAR (interpolated) = 0.375 mW/g

**Ch661/Zoom Scan (5x5x7)/Cube 0:** Measurement grid: dx=8mm, dy=8mm, dz=5mm  
Reference Value = 4.274 V/m; Power Drift = -0.06 dB  
Peak SAR (extrapolated) = 0.526 W/kg  
**SAR(1 g) = 0.320 mW/g; SAR(10 g) = 0.180 mW/g**  
Maximum value of SAR (measured) = 0.351 mW/g



0 dB = 0.350mW/g

**#07 GSM1900\_GPRS10\_Left Cheek\_Ch661\_2D**

**DUT: 270338**

Communication System: GPRS/EDGE 10; Frequency: 1880 MHz; Duty Cycle: 1:4  
Medium: HSL\_1900\_120908 Medium parameters used:  $f = 1880$  MHz;  $\sigma = 1.399$  mho/m;  $\epsilon_r = 40.745$ ;  $\rho = 1000$  kg/m<sup>3</sup>  
Ambient Temperature : 23.1 °C ; Liquid Temperature : 21.1 °C

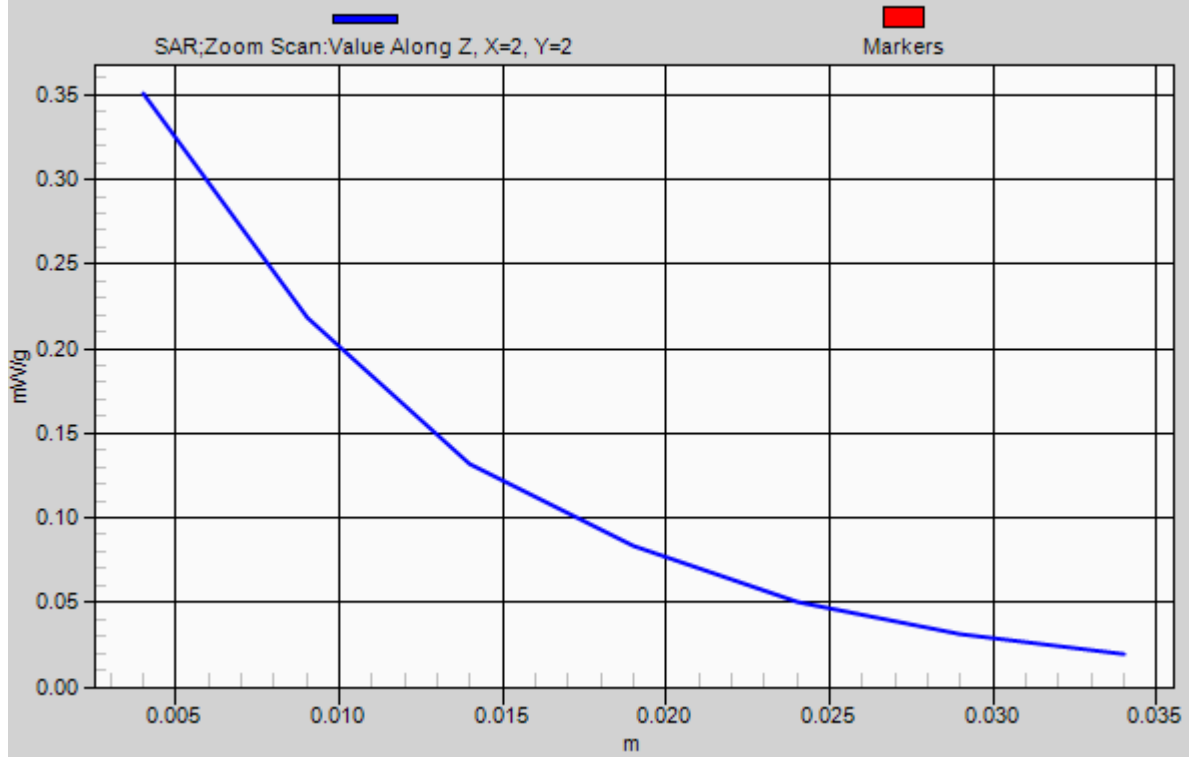
DASY5 Configuration:

- Probe: EX3DV4 - SN3857; ConvF(7.84, 7.84, 7.84); Calibrated: 2012-6-20
- Sensor-Surface: 4mm (Mechanical Surface Detection)
- Electronics: DAE4 Sn1210; Calibrated: 2011-11-18
- Phantom: SAM2; Type: SAM; Serial: TP-1477
- Measurement SW: DASY52, Version 52.8 (2); SEMCAD X Version 14.4.5 (3634)

**Ch661/Area Scan (71x111x1):** Measurement grid: dx=15mm, dy=15mm  
Maximum value of SAR (interpolated) = 0.375 mW/g

**Ch661/Zoom Scan (5x5x7)/Cube 0:** Measurement grid: dx=8mm, dy=8mm, dz=5mm  
Reference Value = 4.274 V/m; Power Drift = -0.06 dB  
Peak SAR (extrapolated) = 0.526 W/kg  
**SAR(1 g) = 0.320 mW/g; SAR(10 g) = 0.180 mW/g**  
Maximum value of SAR (measured) = 0.351 mW/g

# 1g/10g Averaged SAR



**#08 GSM1900\_GPRS10\_Left Tilted\_Ch661**

**DUT: 270338**

Communication System: GPRS/EDGE 10; Frequency: 1880 MHz; Duty Cycle: 1:4  
Medium: HSL\_1900\_120908 Medium parameters used:  $f = 1880$  MHz;  $\sigma = 1.399$  mho/m;  $\epsilon_r = 40.745$ ;  $\rho = 1000$  kg/m<sup>3</sup>  
Ambient Temperature : 23.1 °C ; Liquid Temperature : 21.1 °C

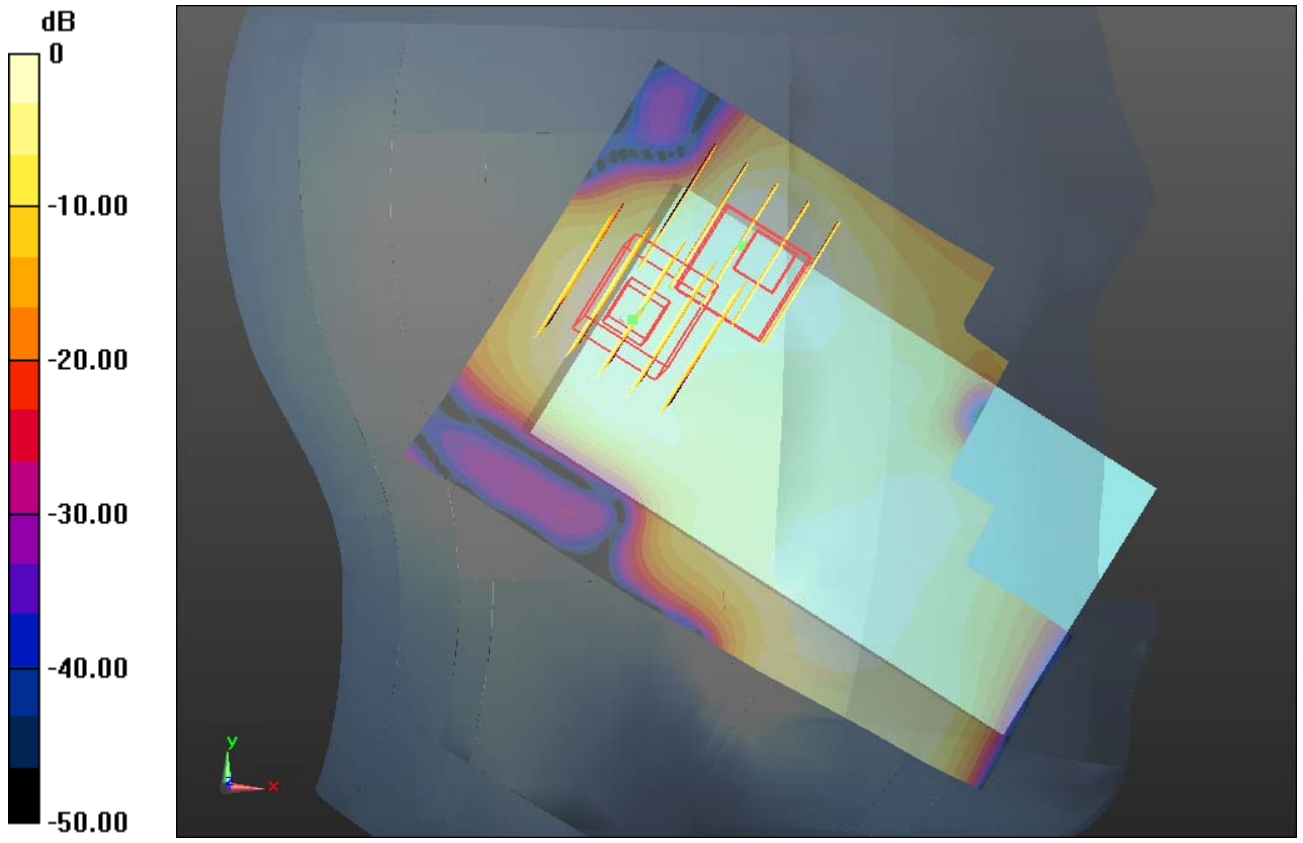
**DASY5 Configuration:**

- Probe: EX3DV4 - SN3857; ConvF(7.84, 7.84, 7.84); Calibrated: 2012-6-20
- Sensor-Surface: 4mm (Mechanical Surface Detection)
- Electronics: DAE4 Sn1210; Calibrated: 2011-11-18
- Phantom: SAM2; Type: SAM; Serial: TP-1477
- Measurement SW: DASY52, Version 52.8 (2); SEMCAD X Version 14.4.5 (3634)

**Ch661/Area Scan (71x111x1):** Measurement grid: dx=15mm, dy=15mm  
Maximum value of SAR (interpolated) = 0.073 mW/g

**Ch661/Zoom Scan (5x5x7)/Cube 0:** Measurement grid: dx=8mm, dy=8mm, dz=5mm  
Reference Value = 7.350 V/m; Power Drift = 0.03 dB  
Peak SAR (extrapolated) = 0.112 W/kg  
**SAR(1 g) = 0.067 mW/g; SAR(10 g) = 0.036 mW/g**  
Maximum value of SAR (measured) = 0.076 mW/g

**Ch661/Zoom Scan (5x5x7)/Cube 1:** Measurement grid: dx=8mm, dy=8mm, dz=5mm  
Reference Value = 7.350 V/m; Power Drift = 0.03 dB  
Peak SAR (extrapolated) = 0.099 W/kg  
**SAR(1 g) = 0.050 mW/g; SAR(10 g) = 0.031 mW/g**  
Maximum value of SAR (measured) = 0.061 mW/g



0 dB = 0.060mW/g

**#09 CDMA2000 BC0\_RC3 SO55\_Right Cheek\_Ch1013**

**DUT: 270338**

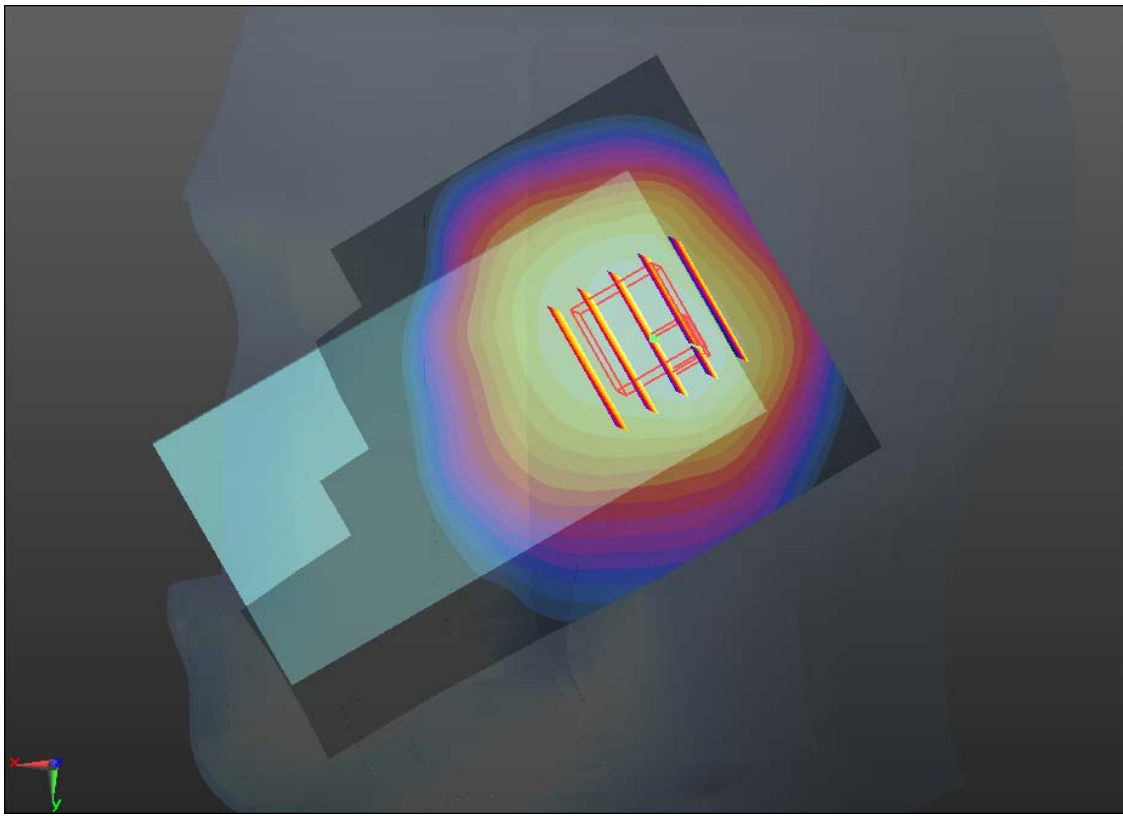
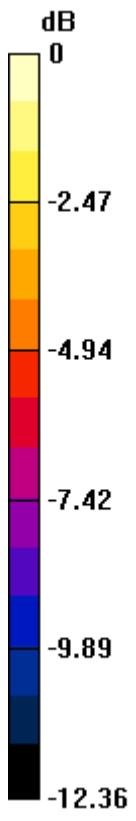
Communication System: CDMA2000; Frequency: 824.7 MHz; Duty Cycle: 1:1  
Medium: HSL\_835\_120909 Medium parameters used:  $f = 824.7$  MHz;  $\sigma = 0.903$  mho/m;  $\epsilon_r = 40.971$ ;  $\rho = 1000$  kg/m<sup>3</sup>  
Ambient Temperature : 23.7 °C; Liquid Temperature : 21.6 °C

DASY5 Configuration:

- Probe: EX3DV4 - SN3857; ConvF(8.74, 8.74, 8.74); Calibrated: 2012-6-20
- Sensor-Surface: 4mm (Mechanical Surface Detection)
- Electronics: DAE4 Sn1210; Calibrated: 2011-11-18
- Phantom: SAM1; Type: SAM; Serial: TP-1479
- Measurement SW: DASY52, Version 52.8 (2); SEMCAD X Version 14.4.5 (3634)

**Ch1013/Area Scan (71x111x1):** Measurement grid: dx=15mm, dy=15mm  
Maximum value of SAR (interpolated) = 0.756 mW/g

**Ch1013/Zoom Scan (5x5x7)/Cube 0:** Measurement grid: dx=8mm, dy=8mm, dz=5mm  
Reference Value = 27.844 V/m; Power Drift = 0.08 dB  
Peak SAR (extrapolated) = 1.006 W/kg  
**SAR(1 g) = 0.700 mW/g; SAR(10 g) = 0.503 mW/g**  
Maximum value of SAR (measured) = 0.737 mW/g



0 dB = 0.740mW/g

**#10 CDMA2000 BC0\_RC3 SO55\_Right Tilted\_Ch1013**

**DUT: 270338**

Communication System: CDMA2000; Frequency: 824.7 MHz; Duty Cycle: 1:1

Medium: HSL\_835\_120909 Medium parameters used:  $f = 824.7$  MHz;  $\sigma = 0.903$  mho/m;  $\epsilon_r =$

$40.971$ ;  $\rho = 1000$  kg/m<sup>3</sup>

Ambient Temperature : 23.7 °C; Liquid Temperature : 21.6 °C

**DASY5 Configuration:**

- Probe: EX3DV4 - SN3857; ConvF(8.74, 8.74, 8.74); Calibrated: 2012-6-20
- Sensor-Surface: 4mm (Mechanical Surface Detection)
- Electronics: DAE4 Sn1210; Calibrated: 2011-11-18
- Phantom: SAM1; Type: SAM; Serial: TP-1479
- Measurement SW: DASY52, Version 52.8 (2); SEMCAD X Version 14.4.5 (3634)

**Ch1013/Area Scan (71x111x1):** Measurement grid: dx=15mm, dy=15mm

Maximum value of SAR (interpolated) = 0.664 mW/g

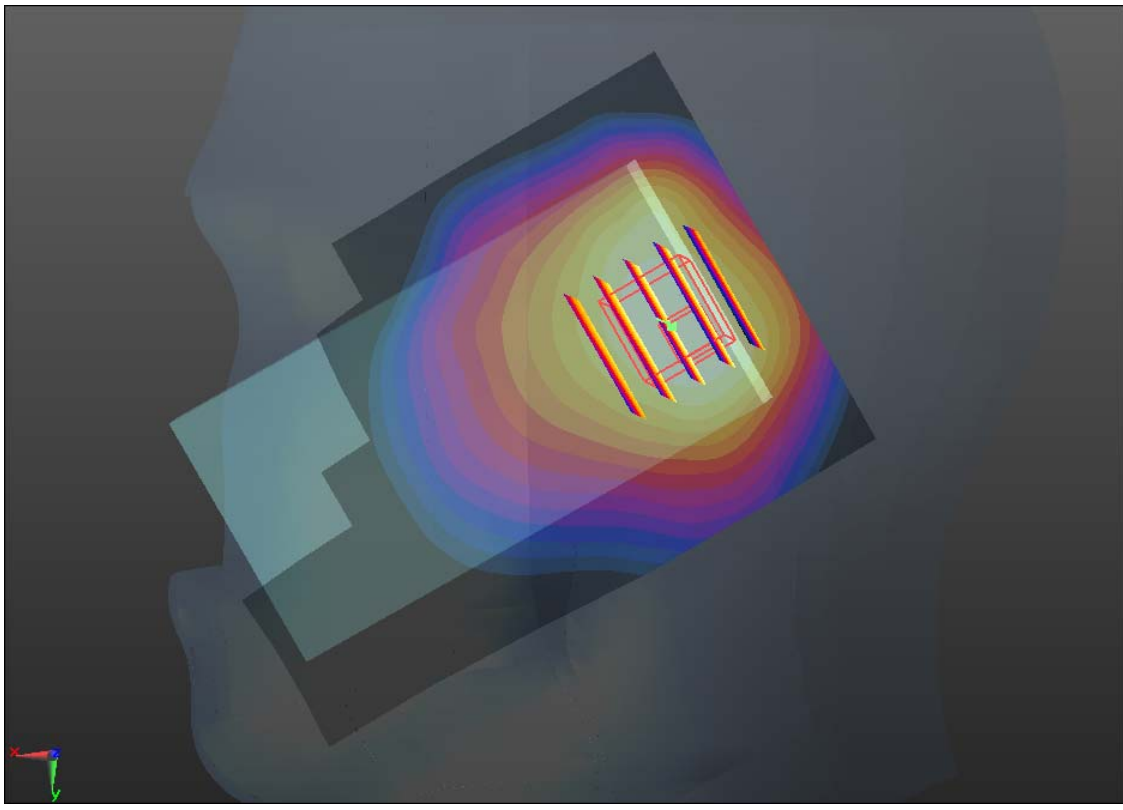
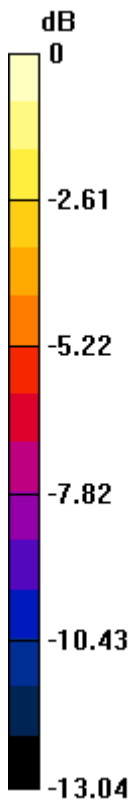
**Ch1013/Zoom Scan (5x5x7)/Cube 0:** Measurement grid: dx=8mm, dy=8mm, dz=5mm

Reference Value = 27.314 V/m; Power Drift = -0.05 dB

Peak SAR (extrapolated) = 0.980 W/kg

**SAR(1 g) = 0.634 mW/g; SAR(10 g) = 0.413 mW/g**

Maximum value of SAR (measured) = 0.662 mW/g



0 dB = 0.660mW/g

**#11 CDMA2000 BC0\_RC3 SO55\_Left Cheek\_Ch1013**

**DUT: 270338**

Communication System: CDMA2000; Frequency: 824.7 MHz; Duty Cycle: 1:1  
Medium: HSL\_835\_120909 Medium parameters used:  $f = 824.7$  MHz;  $\sigma = 0.903$  mho/m;  $\epsilon_r = 40.971$ ;  $\rho = 1000$  kg/m<sup>3</sup>  
Ambient Temperature : 23.7 °C; Liquid Temperature : 21.6 °C

**DASY5 Configuration:**

- Probe: EX3DV4 - SN3857; ConvF(8.74, 8.74, 8.74); Calibrated: 2012-6-20
- Sensor-Surface: 4mm (Mechanical Surface Detection)
- Electronics: DAE4 Sn1210; Calibrated: 2011-11-18
- Phantom: SAM1; Type: SAM; Serial: TP-1479
- Measurement SW: DASY52, Version 52.8 (2); SEMCAD X Version 14.4.5 (3634)

**Ch1013/Area Scan (71x111x1):** Measurement grid: dx=15mm, dy=15mm

Maximum value of SAR (interpolated) = 1.015 mW/g


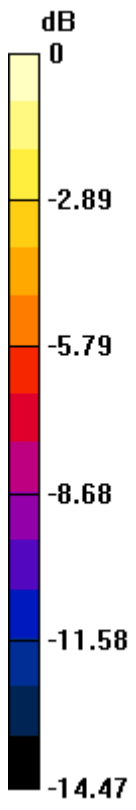
**Ch1013/Zoom Scan (5x5x7)/Cube 0:** Measurement grid: dx=8mm, dy=8mm, dz=5mm

Reference Value = 23.908 V/m; Power Drift = 0.06 dB

Peak SAR (extrapolated) = 1.680 W/kg

**SAR(1 g) = 0.958 mW/g; SAR(10 g) = 0.575 mW/g**

Maximum value of SAR (measured) = 1.031 mW/g



0 dB = 1.030mW/g

**#12 CDMA2000 BC0\_RC3 SO55\_Left Cheek\_Ch384**

**DUT: 270338**


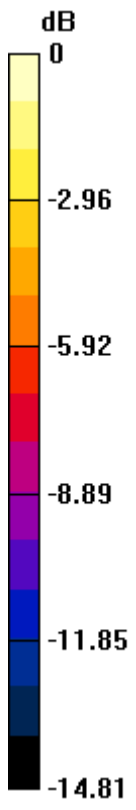
Communication System: CDMA2000; Frequency: 836.52 MHz; Duty Cycle: 1:1  
Medium: HSL\_835\_120909 Medium parameters used:  $f = 836.52$  MHz;  $\sigma = 0.914$  mho/m;  $\epsilon_r = 40.842$ ;  $\rho = 1000$  kg/m<sup>3</sup>  
Ambient Temperature : 23.7 °C ; Liquid Temperature : 21.6 °C

DASY5 Configuration:

- Probe: EX3DV4 - SN3857; ConvF(8.74, 8.74, 8.74); Calibrated: 2012-6-20
- Sensor-Surface: 4mm (Mechanical Surface Detection)
- Electronics: DAE4 Sn1210; Calibrated: 2011-11-18
- Phantom: SAM1; Type: SAM; Serial: TP-1479
- Measurement SW: DASY52, Version 52.8 (2); SEMCAD X Version 14.4.5 (3634)

**Ch384/Area Scan (71x111x1):** Measurement grid: dx=15mm, dy=15mm  
Maximum value of SAR (interpolated) = 1.105 mW/g

**Ch384/Zoom Scan (5x5x7)/Cube 0:** Measurement grid: dx=8mm, dy=8mm, dz=5mm  
Reference Value = 24.855 V/m; Power Drift = 0.02 dB  
Peak SAR (extrapolated) = 1.804 W/kg  
**SAR(1 g) = 1.03 mW/g; SAR(10 g) = 0.616 mW/g**  
Maximum value of SAR (measured) = 1.132 mW/g



0 dB = 1.130mW/g

**#13 CDMA2000 BC0\_RC3 SO55\_Left Cheek\_Ch777**

**DUT: 270338**


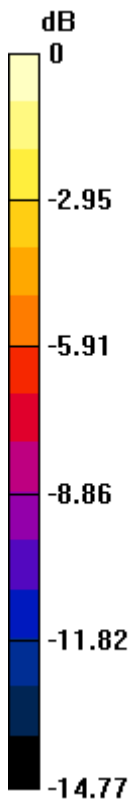
Communication System: CDMA2000; Frequency: 848.31 MHz; Duty Cycle: 1:1  
Medium: HSL\_835\_120909 Medium parameters used:  $f = 848.5$  MHz;  $\sigma = 0.925$  mho/m;  $\epsilon_r = 40.712$ ;  $\rho = 1000$  kg/m<sup>3</sup>  
Ambient Temperature : 23.7 °C ; Liquid Temperature : 21.6 °C

DASY5 Configuration:

- Probe: EX3DV4 - SN3857; ConvF(8.74, 8.74, 8.74); Calibrated: 2012-6-20
- Sensor-Surface: 4mm (Mechanical Surface Detection)
- Electronics: DAE4 Sn1210; Calibrated: 2011-11-18
- Phantom: SAM1; Type: SAM; Serial: TP-1479
- Measurement SW: DASY52, Version 52.8 (2); SEMCAD X Version 14.4.5 (3634)

**Ch777/Area Scan (71x111x1):** Measurement grid: dx=15mm, dy=15mm  
Maximum value of SAR (interpolated) = 1.101 mW/g

**Ch777/Zoom Scan (5x5x7)/Cube 0:** Measurement grid: dx=8mm, dy=8mm, dz=5mm  
Reference Value = 24.574 V/m; Power Drift = 0.10 dB  
Peak SAR (extrapolated) = 1.857 W/kg  
**SAR(1 g) = 1.05 mW/g; SAR(10 g) = 0.627 mW/g**  
Maximum value of SAR (measured) = 1.143 mW/g



0 dB = 1.140mW/g

**#13 CDMA2000 BC0\_RC3 SO55\_Left Cheek\_Ch777\_2D**

**DUT: 270338**

Communication System: CDMA2000; Frequency: 848.31 MHz; Duty Cycle: 1:1  
Medium: HSL\_835\_120909 Medium parameters used:  $f = 848.5$  MHz;  $\sigma = 0.925$  mho/m;  $\epsilon_r = 40.712$ ;  $\rho = 1000$  kg/m<sup>3</sup>  
Ambient Temperature : 23.7 °C ; Liquid Temperature : 21.6 °C

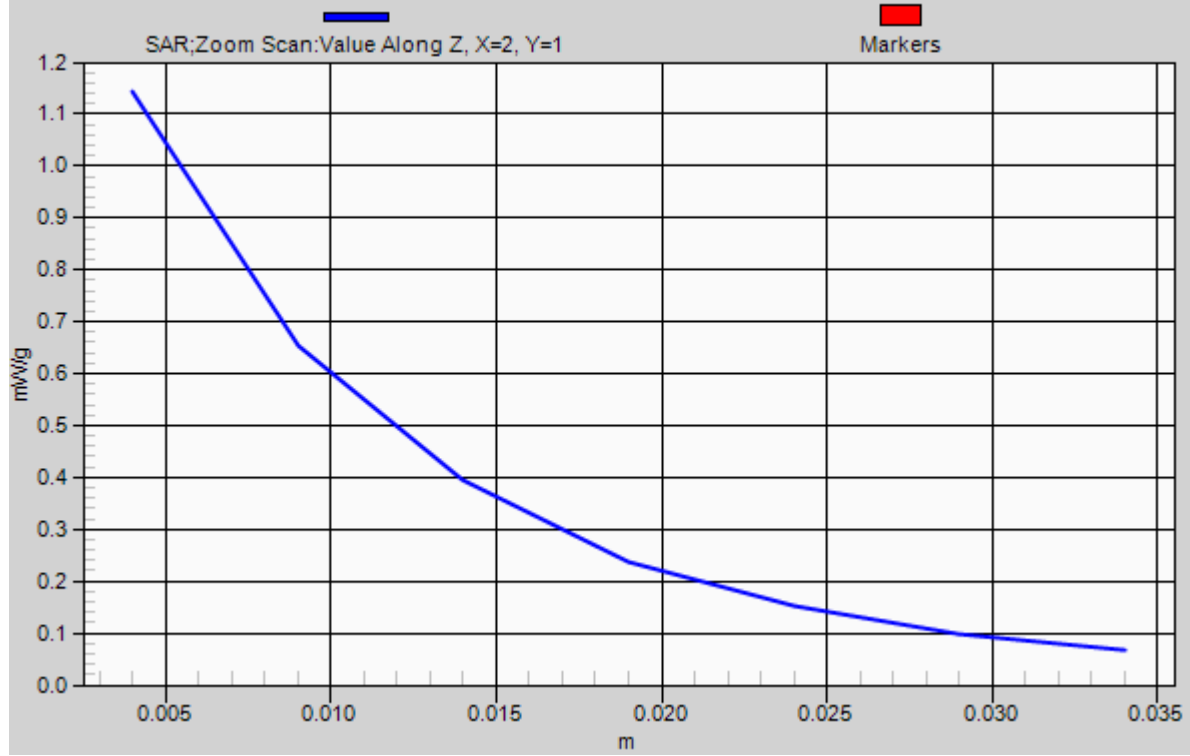
DASY5 Configuration:

- Probe: EX3DV4 - SN3857; ConvF(8.74, 8.74, 8.74); Calibrated: 2012-6-20
- Sensor-Surface: 4mm (Mechanical Surface Detection)
- Electronics: DAE4 Sn1210; Calibrated: 2011-11-18
- Phantom: SAM1; Type: SAM; Serial: TP-1479
- Measurement SW: DASY52, Version 52.8 (2); SEMCAD X Version 14.4.5 (3634)

**Ch777/Area Scan (71x111x1):** Measurement grid: dx=15mm, dy=15mm  
Maximum value of SAR (interpolated) = 1.101 mW/g

**Ch777/Zoom Scan (5x5x7)/Cube 0:** Measurement grid: dx=8mm, dy=8mm, dz=5mm  
Reference Value = 24.574 V/m; Power Drift = 0.10 dB  
Peak SAR (extrapolated) = 1.857 W/kg  
**SAR(1 g) = 1.05 mW/g; SAR(10 g) = 0.627 mW/g**  
Maximum value of SAR (measured) = 1.143 mW/g

# 1g/10g Averaged SAR



**#14 CDMA2000 BC0\_RC3 SO55\_Left Tilted\_Ch1013**

**DUT: 270338**


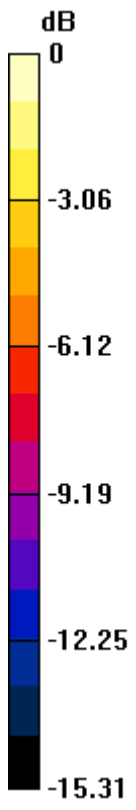
Communication System: CDMA2000; Frequency: 824.7 MHz; Duty Cycle: 1:1  
Medium: HSL\_835\_120909 Medium parameters used:  $f = 824.7$  MHz;  $\sigma = 0.903$  mho/m;  $\epsilon_r = 40.971$ ;  $\rho = 1000$  kg/m<sup>3</sup>  
Ambient Temperature : 23.7 °C; Liquid Temperature : 21.6 °C

DASY5 Configuration:

- Probe: EX3DV4 - SN3857; ConvF(8.74, 8.74, 8.74); Calibrated: 2012-6-20
- Sensor-Surface: 4mm (Mechanical Surface Detection)
- Electronics: DAE4 Sn1210; Calibrated: 2011-11-18
- Phantom: SAM1; Type: SAM; Serial: TP-1479
- Measurement SW: DASY52, Version 52.8 (2); SEMCAD X Version 14.4.5 (3634)

**Ch1013/Area Scan (71x111x1):** Measurement grid: dx=15mm, dy=15mm  
Maximum value of SAR (interpolated) = 0.938 mW/g

**Ch1013/Zoom Scan (5x5x7)/Cube 0:** Measurement grid: dx=8mm, dy=8mm, dz=5mm  
Reference Value = 25.951 V/m; Power Drift = -0.03 dB  
Peak SAR (extrapolated) = 1.747 W/kg  
**SAR(1 g) = 0.932 mW/g; SAR(10 g) = 0.516 mW/g**  
Maximum value of SAR (measured) = 0.983 mW/g



0 dB = 0.980mW/g

**#15 CDMA2000 BC0\_RC3 SO55\_Left Tilted\_Ch384**

**DUT: 270338**


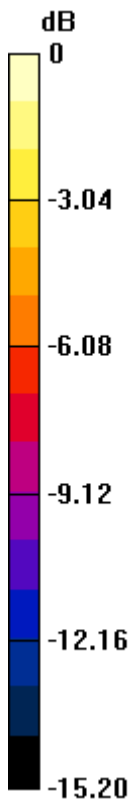
Communication System: CDMA2000; Frequency: 836.52 MHz; Duty Cycle: 1:1  
Medium: HSL\_835\_120909 Medium parameters used:  $f = 836.52$  MHz;  $\sigma = 0.914$  mho/m;  $\epsilon_r = 40.842$ ;  $\rho = 1000$  kg/m<sup>3</sup>  
Ambient Temperature : 23.7 °C ; Liquid Temperature : 21.6 °C

DASY5 Configuration:

- Probe: EX3DV4 - SN3857; ConvF(8.74, 8.74, 8.74); Calibrated: 2012-6-20
- Sensor-Surface: 4mm (Mechanical Surface Detection)
- Electronics: DAE4 Sn1210; Calibrated: 2011-11-18
- Phantom: SAM1; Type: SAM; Serial: TP-1479
- Measurement SW: DASY52, Version 52.8 (2); SEMCAD X Version 14.4.5 (3634)

**Ch384/Area Scan (71x111x1):** Measurement grid: dx=15mm, dy=15mm  
Maximum value of SAR (interpolated) = 1.027 mW/g

**Ch384/Zoom Scan (5x5x7)/Cube 0:** Measurement grid: dx=8mm, dy=8mm, dz=5mm  
Reference Value = 26.809 V/m; Power Drift = 0.03 dB  
Peak SAR (extrapolated) = 1.941 W/kg  
**SAR(1 g) = 1.02 mW/g; SAR(10 g) = 0.567 mW/g**  
Maximum value of SAR (measured) = 1.080 mW/g



0 dB = 1.080mW/g

**#16 CDMA2000 BC0\_RC3 SO55\_Left Tilted\_Ch777**

**DUT: 270338**


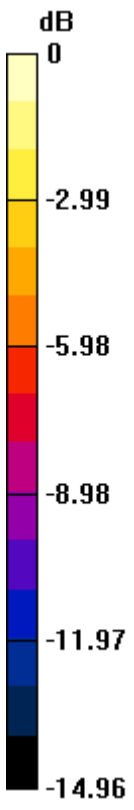
Communication System: CDMA2000; Frequency: 848.31 MHz; Duty Cycle: 1:1  
Medium: HSL\_835\_120909 Medium parameters used:  $f = 848.5$  MHz;  $\sigma = 0.925$  mho/m;  $\epsilon_r = 40.712$ ;  $\rho = 1000$  kg/m<sup>3</sup>  
Ambient Temperature : 23.7 °C; Liquid Temperature : 21.6 °C

**DASY5 Configuration:**

- Probe: EX3DV4 - SN3857; ConvF(8.74, 8.74, 8.74); Calibrated: 2012-6-20
- Sensor-Surface: 4mm (Mechanical Surface Detection)
- Electronics: DAE4 Sn1210; Calibrated: 2011-11-18
- Phantom: SAM1; Type: SAM; Serial: TP-1479
- Measurement SW: DASY52, Version 52.8 (2); SEMCAD X Version 14.4.5 (3634)

**Ch777/Area Scan (71x111x1):** Measurement grid: dx=15mm, dy=15mm  
Maximum value of SAR (interpolated) = 1.023 mW/g

**Ch777/Zoom Scan (5x5x7)/Cube 0:** Measurement grid: dx=8mm, dy=8mm, dz=5mm  
Reference Value = 26.377 V/m; Power Drift = -0.04 dB  
Peak SAR (extrapolated) = 1.814 W/kg  
**SAR(1 g) = 0.990 mW/g; SAR(10 g) = 0.551 mW/g**  
Maximum value of SAR (measured) = 1.044 mW/g



0 dB = 1.040mW/g

**#25 CDMA2000 BC0\_RTAP153.6\_Right Cheek\_Ch1013**

**DUT: 270338**

Communication System: CDMA2000; Frequency: 824.7 MHz; Duty Cycle: 1:1

Medium: HSL\_850\_120911 Medium parameters used:  $f = 825$  MHz;  $\sigma = 0.917$  mho/m;  $\epsilon_r = 42.805$ ;

$\rho = 1000$  kg/m<sup>3</sup>

Ambient Temperature : 23.1 °C ; Liquid Temperature : 21.2 °C

DASY5 Configuration:

- Probe: EX3DV4 - SN3857; ConvF(8.74, 8.74, 8.74); Calibrated: 2012-6-20
- Sensor-Surface: 4mm (Mechanical Surface Detection)
- Electronics: DAE4 Sn1210; Calibrated: 2011-11-18
- Phantom: SAM2; Type: SAM; Serial: TP-1477
- Measurement SW: DASY52, Version 52.8 (2); SEMCAD X Version 14.4.5 (3634)

**Ch1013/Area Scan (71x111x1):** Measurement grid: dx=15mm, dy=15mm

Maximum value of SAR (interpolated) = 0.766 mW/g

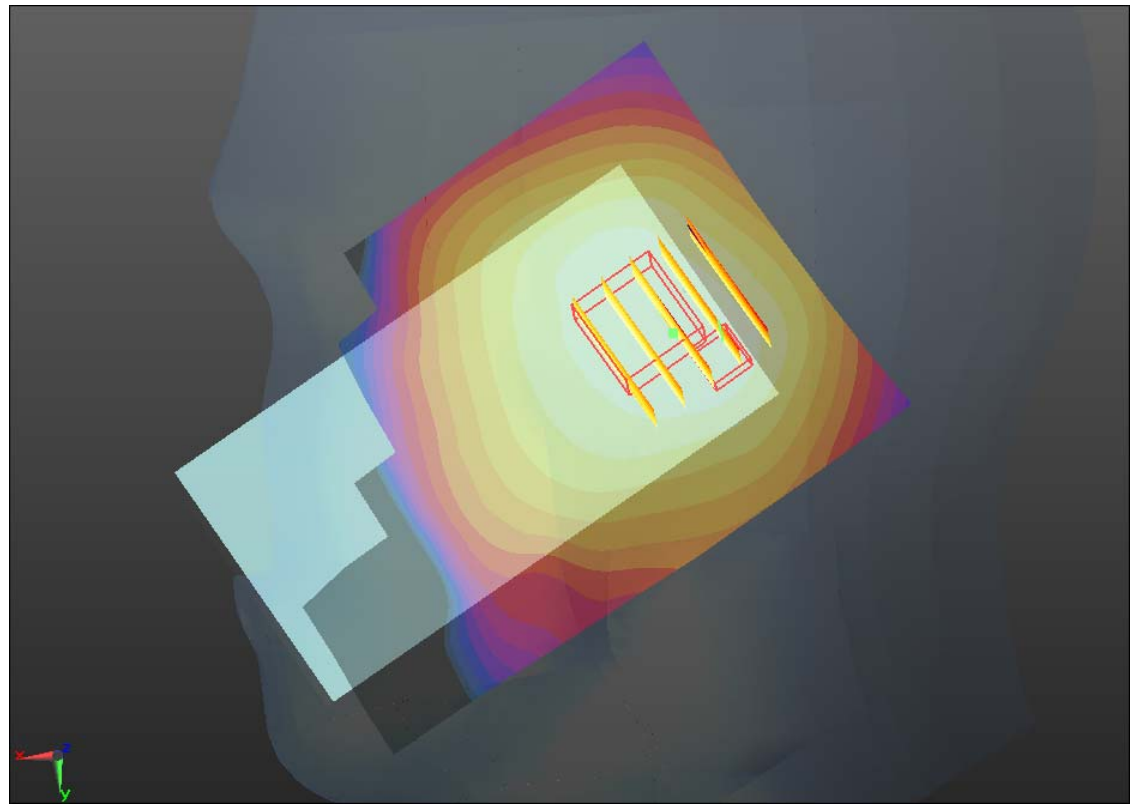
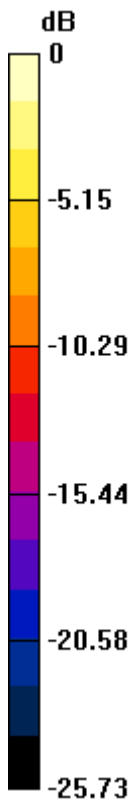
**Ch1013/Zoom Scan (5x5x7)/Cube 0:** Measurement grid: dx=8mm, dy=8mm, dz=5mm

Reference Value = 26.740 V/m; Power Drift = -0.16 dB

Peak SAR (extrapolated) = 1.263 W/kg

**SAR(1 g) = 0.642 mW/g; SAR(10 g) = 0.451 mW/g**

Maximum value of SAR (measured) = 0.738 mW/g



0 dB = 0.740mW/g

## #26 CDMA2000 BC0\_RTAP153.6\_Right Tilted\_Ch1013

### DUT: 270338

Communication System: CDMA2000; Frequency: 824.7 MHz; Duty Cycle: 1:1

Medium: HSL\_850\_120911 Medium parameters used:  $f = 825$  MHz;  $\sigma = 0.917$  mho/m;  $\epsilon_r = 42.805$ ;

$\rho = 1000$  kg/m<sup>3</sup>

Ambient Temperature : 23.1 °C; Liquid Temperature : 21.2 °C

#### DASY5 Configuration:

- Probe: EX3DV4 - SN3857; ConvF(8.74, 8.74, 8.74); Calibrated: 2012-6-20
- Sensor-Surface: 4mm (Mechanical Surface Detection)
- Electronics: DAE4 Sn1210; Calibrated: 2011-11-18
- Phantom: SAM2; Type: SAM; Serial: TP-1477
- Measurement SW: DASY52, Version 52.8 (2); SEMCAD X Version 14.4.5 (3634)

**Ch1013/Area Scan (71x111x1):** Measurement grid: dx=15mm, dy=15mm

Maximum value of SAR (interpolated) = 0.697 mW/g


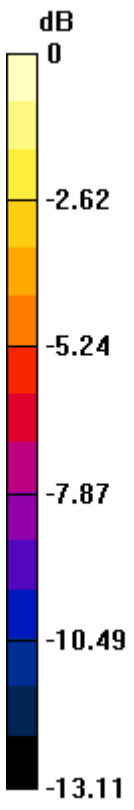
**Ch1013/Zoom Scan (5x5x7)/Cube 0:** Measurement grid: dx=8mm, dy=8mm, dz=5mm

Reference Value = 23.712 V/m; Power Drift = 0.14 dB

Peak SAR (extrapolated) = 1.037 W/kg

**SAR(1 g) = 0.659 mW/g; SAR(10 g) = 0.427 mW/g**

Maximum value of SAR (measured) = 0.693 mW/g



0 dB = 0.690mW/g

**#27 CDMA2000 BC0\_RTAP153.6\_Left Cheek\_Ch1013**

**DUT: 270338**

Communication System: CDMA2000; Frequency: 824.7 MHz; Duty Cycle: 1:1

Medium: HSL\_850\_120911 Medium parameters used:  $f = 825$  MHz;  $\sigma = 0.917$  mho/m;  $\epsilon_r = 42.805$ ;

$\rho = 1000$  kg/m<sup>3</sup>

Ambient Temperature : 23.1 °C; Liquid Temperature : 21.2 °C

**DASY5 Configuration:**

- Probe: EX3DV4 - SN3857; ConvF(8.74, 8.74, 8.74); Calibrated: 2012-6-20
- Sensor-Surface: 4mm (Mechanical Surface Detection)
- Electronics: DAE4 Sn1210; Calibrated: 2011-11-18
- Phantom: SAM2; Type: SAM; Serial: TP-1477
- Measurement SW: DASY52, Version 52.8 (2); SEMCAD X Version 14.4.5 (3634)

**Ch1013/Area Scan (71x111x1):** Measurement grid: dx=15mm, dy=15mm

Maximum value of SAR (interpolated) = 1.026 mW/g


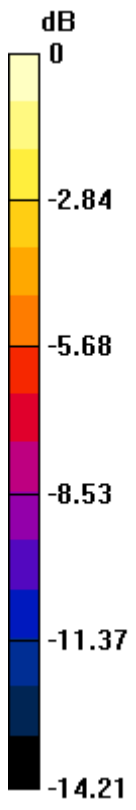
**Ch1013/Zoom Scan (5x5x7)/Cube 0:** Measurement grid: dx=8mm, dy=8mm, dz=5mm

Reference Value = 23.716 V/m; Power Drift = 0.02 dB

Peak SAR (extrapolated) = 1.736 W/kg

**SAR(1 g) = 0.979 mW/g; SAR(10 g) = 0.576 mW/g**

Maximum value of SAR (measured) = 1.066 mW/g



0 dB = 1.070mW/g

**#28 CDMA2000 BC0\_RTAP153.6\_Left Cheek\_Ch384**

**DUT: 270338**

Communication System: CDMA2000; Frequency: 836.52 MHz; Duty Cycle: 1:1

Medium: HSL\_850\_120911 Medium parameters used:  $f = 837$  MHz;  $\sigma = 0.929$  mho/m;  $\epsilon_r = 42.651$ ;

$\rho = 1000$  kg/m<sup>3</sup>

Ambient Temperature : 23.1 °C ; Liquid Temperature : 21.2 °C

**DASY5 Configuration:**

- Probe: EX3DV4 - SN3857; ConvF(8.74, 8.74, 8.74); Calibrated: 2012-6-20
- Sensor-Surface: 4mm (Mechanical Surface Detection)
- Electronics: DAE4 Sn1210; Calibrated: 2011-11-18
- Phantom: SAM2; Type: SAM; Serial: TP-1477
- Measurement SW: DASY52, Version 52.8 (2); SEMCAD X Version 14.4.5 (3634)

**Ch384/Area Scan (71x111x1):** Measurement grid: dx=15mm, dy=15mm

Maximum value of SAR (interpolated) = 1.126 mW/g

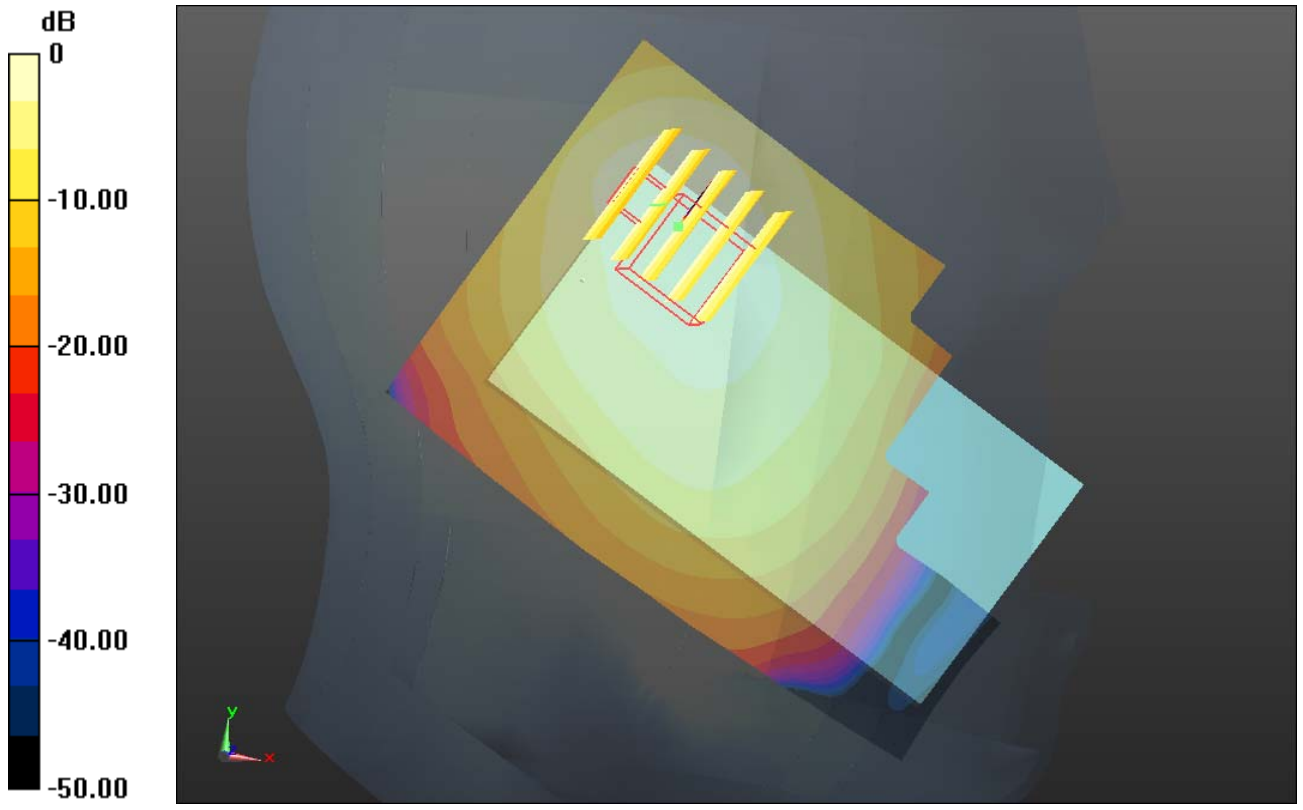
**Ch384/Zoom Scan (5x5x7)/Cube 0:** Measurement grid: dx=8mm, dy=8mm, dz=5mm

Reference Value = 24.464 V/m; Power Drift = 0.11 dB

Peak SAR (extrapolated) = 1.961 W/kg

**SAR(1 g) = 1.01 mW/g; SAR(10 g) = 0.582 mW/g**

Maximum value of SAR (measured) = 1.173 mW/g



0 dB = 1.170mW/g

**#29 CDMA2000 BC0\_RTAP153.6\_Left Cheek\_Ch777**

**DUT: 270338**

Communication System: CDMA2000; Frequency: 848.31 MHz; Duty Cycle: 1:1

Medium: HSL\_850\_120911 Medium parameters used:  $f = 848.31$  MHz;  $\sigma = 0.94$  mho/m;  $\epsilon_r = 42.51$ ;

$\rho = 1000$  kg/m<sup>3</sup>

Ambient Temperature : 23.1 °C ; Liquid Temperature : 21.2 °C

DASY5 Configuration:

- Probe: EX3DV4 - SN3857; ConvF(8.74, 8.74, 8.74); Calibrated: 2012-6-20
- Sensor-Surface: 4mm (Mechanical Surface Detection)
- Electronics: DAE4 Sn1210; Calibrated: 2011-11-18
- Phantom: SAM2; Type: SAM; Serial: TP-1477
- Measurement SW: DASY52, Version 52.8 (2); SEMCAD X Version 14.4.5 (3634)

**Ch777/Area Scan (71x111x1):** Measurement grid: dx=15mm, dy=15mm

Maximum value of SAR (interpolated) = 1.149 mW/g


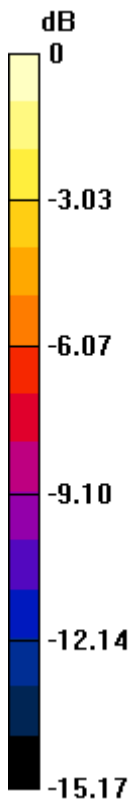
**Ch777/Zoom Scan (5x5x7)/Cube 0:** Measurement grid: dx=8mm, dy=8mm, dz=5mm

Reference Value = 24.065 V/m; Power Drift = 0.19 dB

Peak SAR (extrapolated) = 1.856 W/kg

**SAR(1 g) = 1.08 mW/g; SAR(10 g) = 0.646 mW/g**

Maximum value of SAR (measured) = 1.146 mW/g



0 dB = 1.150mW/g

**#29 CDMA2000 BC0\_RTAP153.6\_Left Cheek\_Ch777\_2D**

**DUT: 270338**

Communication System: CDMA2000; Frequency: 848.31 MHz; Duty Cycle: 1:1

Medium: HSL\_850\_120911 Medium parameters used:  $f = 848.31$  MHz;  $\sigma = 0.94$  mho/m;  $\epsilon_r = 42.51$ ;

$\rho = 1000$  kg/m<sup>3</sup>

Ambient Temperature : 23.1 °C ; Liquid Temperature : 21.2 °C

DASY5 Configuration:

- Probe: EX3DV4 - SN3857; ConvF(8.74, 8.74, 8.74); Calibrated: 2012-6-20
- Sensor-Surface: 4mm (Mechanical Surface Detection)
- Electronics: DAE4 Sn1210; Calibrated: 2011-11-18
- Phantom: SAM2; Type: SAM; Serial: TP-1477
- Measurement SW: DASY52, Version 52.8 (2); SEMCAD X Version 14.4.5 (3634)

**Ch777/Area Scan (71x111x1):** Measurement grid: dx=15mm, dy=15mm

Maximum value of SAR (interpolated) = 1.149 mW/g

**Ch777/Zoom Scan (5x5x7)/Cube 0:** Measurement grid: dx=8mm, dy=8mm, dz=5mm

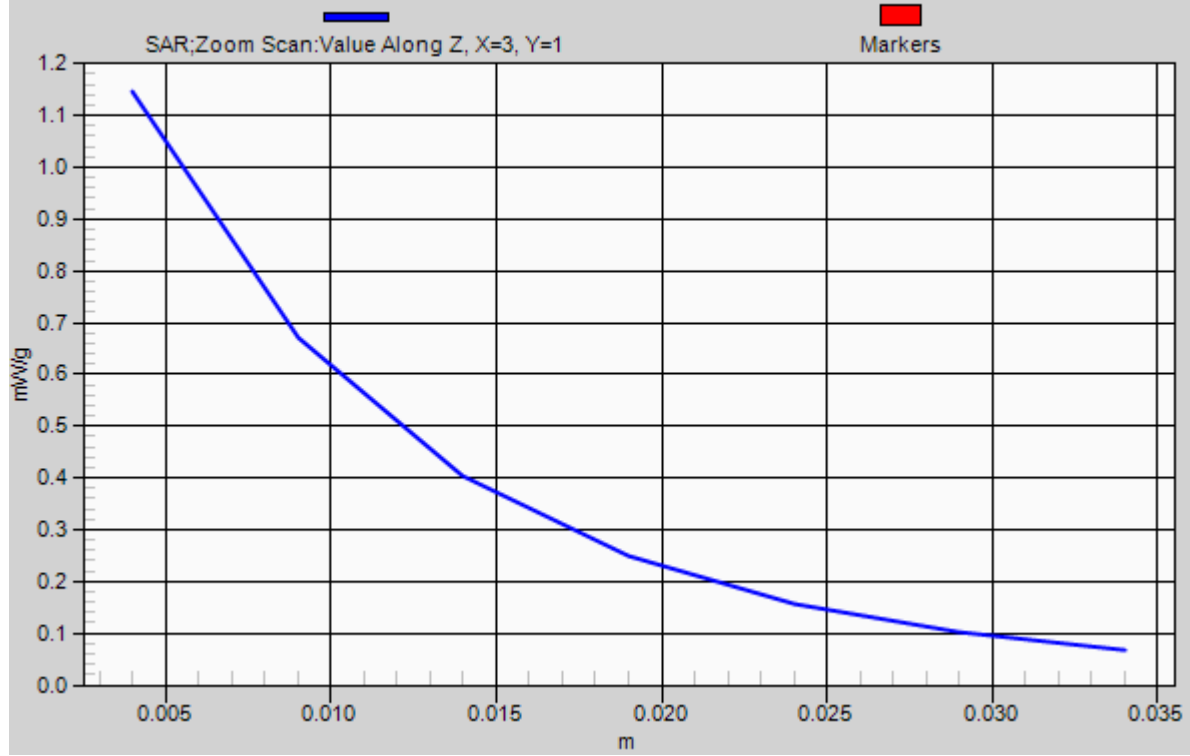
Reference Value = 24.065 V/m; Power Drift = 0.19 dB

Peak SAR (extrapolated) = 1.856 W/kg

**SAR(1 g) = 1.08 mW/g; SAR(10 g) = 0.646 mW/g**

Maximum value of SAR (measured) = 1.146 mW/g

# 1g/10g Averaged SAR



**#30 CDMA2000 BC0\_RTAP153.6\_Left Tilted\_Ch1013**

**DUT: 270338**

Communication System: CDMA2000; Frequency: 824.7 MHz; Duty Cycle: 1:1

Medium: HSL\_850\_120911 Medium parameters used:  $f = 825$  MHz;  $\sigma = 0.917$  mho/m;  $\epsilon_r = 42.805$ ;

$\rho = 1000$  kg/m<sup>3</sup>

Ambient Temperature : 23.1 °C ; Liquid Temperature : 21.2 °C

**DASY5 Configuration:**

- Probe: EX3DV4 - SN3857; ConvF(8.74, 8.74, 8.74); Calibrated: 2012-6-20
- Sensor-Surface: 4mm (Mechanical Surface Detection)
- Electronics: DAE4 Sn1210; Calibrated: 2011-11-18
- Phantom: SAM2; Type: SAM; Serial: TP-1477
- Measurement SW: DASY52, Version 52.8 (2); SEMCAD X Version 14.4.5 (3634)

**Ch1013/Area Scan (71x111x1):** Measurement grid: dx=15mm, dy=15mm

Maximum value of SAR (interpolated) = 0.897 mW/g


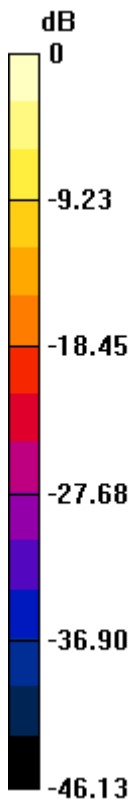
**Ch1013/Zoom Scan (5x5x7)/Cube 0:** Measurement grid: dx=8mm, dy=8mm, dz=5mm

Reference Value = 24.215 V/m; Power Drift = 0.15 dB

Peak SAR (extrapolated) = 1.620 W/kg

**SAR(1 g) = 0.917 mW/g; SAR(10 g) = 0.505 mW/g**

Maximum value of SAR (measured) = 1.063 mW/g



0 dB = 1.060mW/g

**#31 CDMA2000 BC0\_RTAP153.6\_Left Tilted\_Ch384**

**DUT: 270338**

Communication System: CDMA2000; Frequency: 836.52 MHz; Duty Cycle: 1:1

Medium: HSL\_850\_120911 Medium parameters used:  $f = 837$  MHz;  $\sigma = 0.929$  mho/m;  $\epsilon_r = 42.651$ ;

$\rho = 1000$  kg/m<sup>3</sup>

Ambient Temperature : 23.1 °C ; Liquid Temperature : 21.2 °C

**DASY5 Configuration:**

- Probe: EX3DV4 - SN3857; ConvF(8.74, 8.74, 8.74); Calibrated: 2012-6-20
- Sensor-Surface: 4mm (Mechanical Surface Detection)
- Electronics: DAE4 Sn1210; Calibrated: 2011-11-18
- Phantom: SAM2; Type: SAM; Serial: TP-1477
- Measurement SW: DASY52, Version 52.8 (2); SEMCAD X Version 14.4.5 (3634)

**Ch384/Area Scan (71x111x1):** Measurement grid: dx=15mm, dy=15mm

Maximum value of SAR (interpolated) = 0.942 mW/g


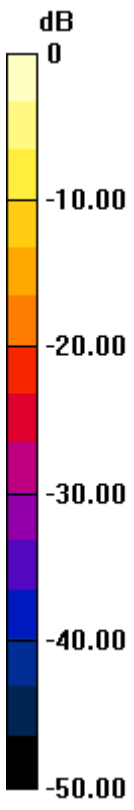
**Ch384/Zoom Scan (5x5x7)/Cube 0:** Measurement grid: dx=8mm, dy=8mm, dz=5mm

Reference Value = 25.110 V/m; Power Drift = 0.10 dB

Peak SAR (extrapolated) = 1.912 W/kg

**SAR(1 g) = 1.04 mW/g; SAR(10 g) = 0.539 mW/g**

Maximum value of SAR (measured) = 1.146 mW/g



0 dB = 1.150mW/g

**#32 CDMA2000 BC0\_RTAP153.6\_Left Tilted\_Ch777**

**DUT: 270338**

Communication System: CDMA2000; Frequency: 848.31 MHz; Duty Cycle: 1:1

Medium: HSL\_850\_120911 Medium parameters used:  $f = 848.31$  MHz;  $\sigma = 0.94$  mho/m;  $\epsilon_r = 42.51$ ;

$\rho = 1000$  kg/m<sup>3</sup>

Ambient Temperature : 23.1 °C ; Liquid Temperature : 21.2 °C

**DASY5 Configuration:**

- Probe: EX3DV4 - SN3857; ConvF(8.74, 8.74, 8.74); Calibrated: 2012-6-20
- Sensor-Surface: 4mm (Mechanical Surface Detection)
- Electronics: DAE4 Sn1210; Calibrated: 2011-11-18
- Phantom: SAM2; Type: SAM; Serial: TP-1477
- Measurement SW: DASY52, Version 52.8 (2); SEMCAD X Version 14.4.5 (3634)

**Ch777/Area Scan (71x111x1):** Measurement grid: dx=15mm, dy=15mm

Maximum value of SAR (interpolated) = 0.984 mW/g


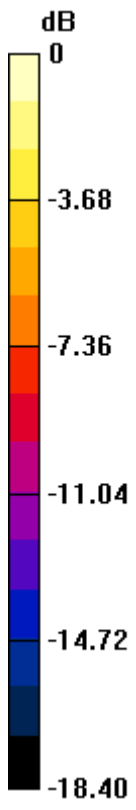
**Ch777/Zoom Scan (5x5x7)/Cube 0:** Measurement grid: dx=8mm, dy=8mm, dz=5mm

Reference Value = 25.199 V/m; Power Drift = -0.02 dB

Peak SAR (extrapolated) = 2.284 W/kg

**SAR(1 g) = 1.05 mW/g; SAR(10 g) = 0.568 mW/g**

Maximum value of SAR (measured) = 1.154 mW/g



0 dB = 1.150mW/g

### #33 802.11b\_Right Cheek\_Ch11

**DUT: 270338**

Communication System: WIFI; Frequency: 2462 MHz; Duty Cycle: 1:1

Medium: HSL\_2450\_120914 Medium parameters used:  $f = 2462$  MHz;  $\sigma = 1.87$  mho/m;  $\epsilon_r =$

$37.641$ ;  $\rho = 1000$  kg/m<sup>3</sup>

Ambient Temperature : 23.3 °C; Liquid Temperature : 21.4 °C

DASY5 Configuration:

- Probe: EX3DV4 - SN3857; ConvF(6.87, 6.87, 6.87); Calibrated: 2012-6-20
- Sensor-Surface: 4mm (Mechanical Surface Detection)
- Electronics: DAE4 Sn1210; Calibrated: 2011-11-18
- Phantom: SAM2; Type: SAM; Serial: TP-1477
- Measurement SW: DASY52, Version 52.8 (2); SEMCAD X Version 14.4.5 (3634)

**Ch11/Area Scan (71x111x1):** Measurement grid: dx=15mm, dy=15mm

Maximum value of SAR (interpolated) = 0.150 mW/g

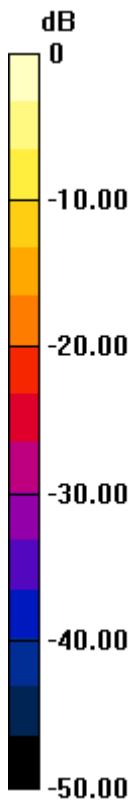
**Ch11/Zoom Scan (5x5x7)/Cube 0:** Measurement grid: dx=8mm, dy=8mm, dz=5mm

Reference Value = 1.877 V/m; Power Drift = 0.07 dB

Peak SAR (extrapolated) = 0.220 W/kg

**SAR(1 g) = 0.114 mW/g; SAR(10 g) = 0.059 mW/g**

Maximum value of SAR (measured) = 0.126 mW/g



0 dB = 0.130mW/g

**#33 802.11b\_Right Cheek\_Ch11\_2D**

**DUT: 270338**

Communication System: WIFI; Frequency: 2462 MHz; Duty Cycle: 1:1

Medium: HSL\_2450\_120914 Medium parameters used:  $f = 2462$  MHz;  $\sigma = 1.87$  mho/m;  $\epsilon_r =$

$37.641$ ;  $\rho = 1000$  kg/m<sup>3</sup>

Ambient Temperature : 23.3 °C ; Liquid Temperature : 21.4 °C

DASY5 Configuration:

- Probe: EX3DV4 - SN3857; ConvF(6.87, 6.87, 6.87); Calibrated: 2012-6-20
- Sensor-Surface: 4mm (Mechanical Surface Detection)
- Electronics: DAE4 Sn1210; Calibrated: 2011-11-18
- Phantom: SAM2; Type: SAM; Serial: TP-1477
- Measurement SW: DASY52, Version 52.8 (2); SEMCAD X Version 14.4.5 (3634)

**Ch11/Area Scan (71x111x1):** Measurement grid: dx=15mm, dy=15mm

Maximum value of SAR (interpolated) = 0.150 mW/g

**Ch11/Zoom Scan (5x5x7)/Cube 0:** Measurement grid: dx=8mm, dy=8mm, dz=5mm

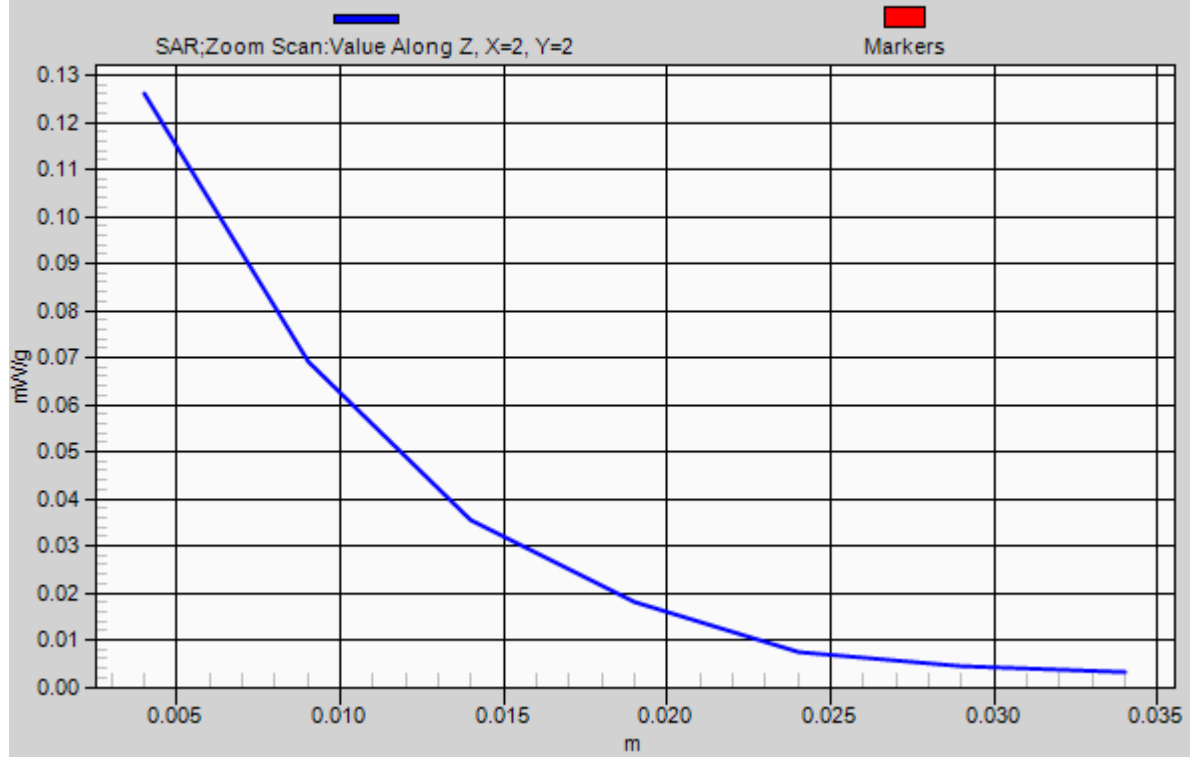
Reference Value = 1.877 V/m; Power Drift = 0.07 dB

Peak SAR (extrapolated) = 0.220 W/kg

**SAR(1 g) = 0.114 mW/g; SAR(10 g) = 0.059 mW/g**

Maximum value of SAR (measured) = 0.126 mW/g

# 1g/10g Averaged SAR



## #34 802.11b\_Right Tilted\_Ch11

### DUT: 270338

Communication System: WIFI; Frequency: 2462 MHz; Duty Cycle: 1:1

Medium: HSL\_2450\_120914 Medium parameters used:  $f = 2462$  MHz;  $\sigma = 1.87$  mho/m;  $\epsilon_r =$

$37.641$ ;  $\rho = 1000$  kg/m<sup>3</sup>

Ambient Temperature : 23.3 °C; Liquid Temperature : 21.4 °C

#### DASY5 Configuration:

- Probe: EX3DV4 - SN3857; ConvF(6.87, 6.87, 6.87); Calibrated: 2012-6-20
- Sensor-Surface: 4mm (Mechanical Surface Detection)
- Electronics: DAE4 Sn1210; Calibrated: 2011-11-18
- Phantom: SAM2; Type: SAM; Serial: TP-1477
- Measurement SW: DASY52, Version 52.8 (2); SEMCAD X Version 14.4.5 (3634)

**Ch11/Area Scan (71x111x1):** Measurement grid: dx=15mm, dy=15mm

Maximum value of SAR (interpolated) = 0.070 mW/g

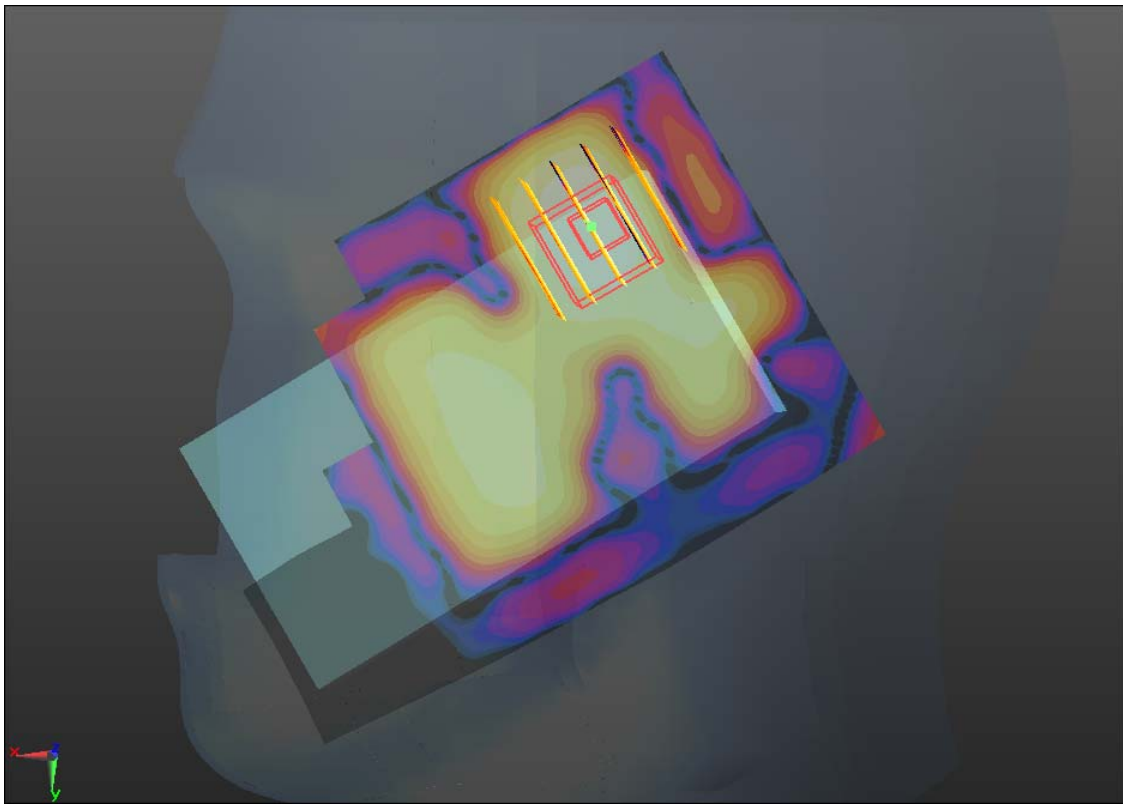
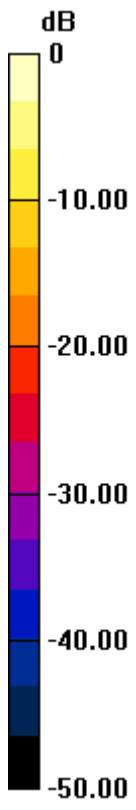
**Ch11/Zoom Scan (5x5x7)/Cube 0:** Measurement grid: dx=8mm, dy=8mm, dz=5mm

Reference Value = 3.495 V/m; Power Drift = 0.03 dB

Peak SAR (extrapolated) = 0.098 W/kg

**SAR(1 g) = 0.058 mW/g; SAR(10 g) = 0.026 mW/g**

Maximum value of SAR (measured) = 0.067 mW/g



0 dB = 0.070mW/g

**#35 802.11b\_Left Cheek\_Ch11**

**DUT: 270338**

Communication System: WIFI; Frequency: 2462 MHz; Duty Cycle: 1:1

Medium: HSL\_2450\_120914 Medium parameters used:  $f = 2462$  MHz;  $\sigma = 1.87$  mho/m;  $\epsilon_r =$

$37.641$ ;  $\rho = 1000$  kg/m<sup>3</sup>

Ambient Temperature : 23.3 °C; Liquid Temperature : 21.4 °C

**DASY5 Configuration:**

- Probe: EX3DV4 - SN3857; ConvF(6.87, 6.87, 6.87); Calibrated: 2012-6-20
- Sensor-Surface: 4mm (Mechanical Surface Detection)
- Electronics: DAE4 Sn1210; Calibrated: 2011-11-18
- Phantom: SAM2; Type: SAM; Serial: TP-1477
- Measurement SW: DASY52, Version 52.8 (2); SEMCAD X Version 14.4.5 (3634)

**Ch11/Area Scan (71x111x1):** Measurement grid: dx=15mm, dy=15mm

Maximum value of SAR (interpolated) = 0.102 mW/g

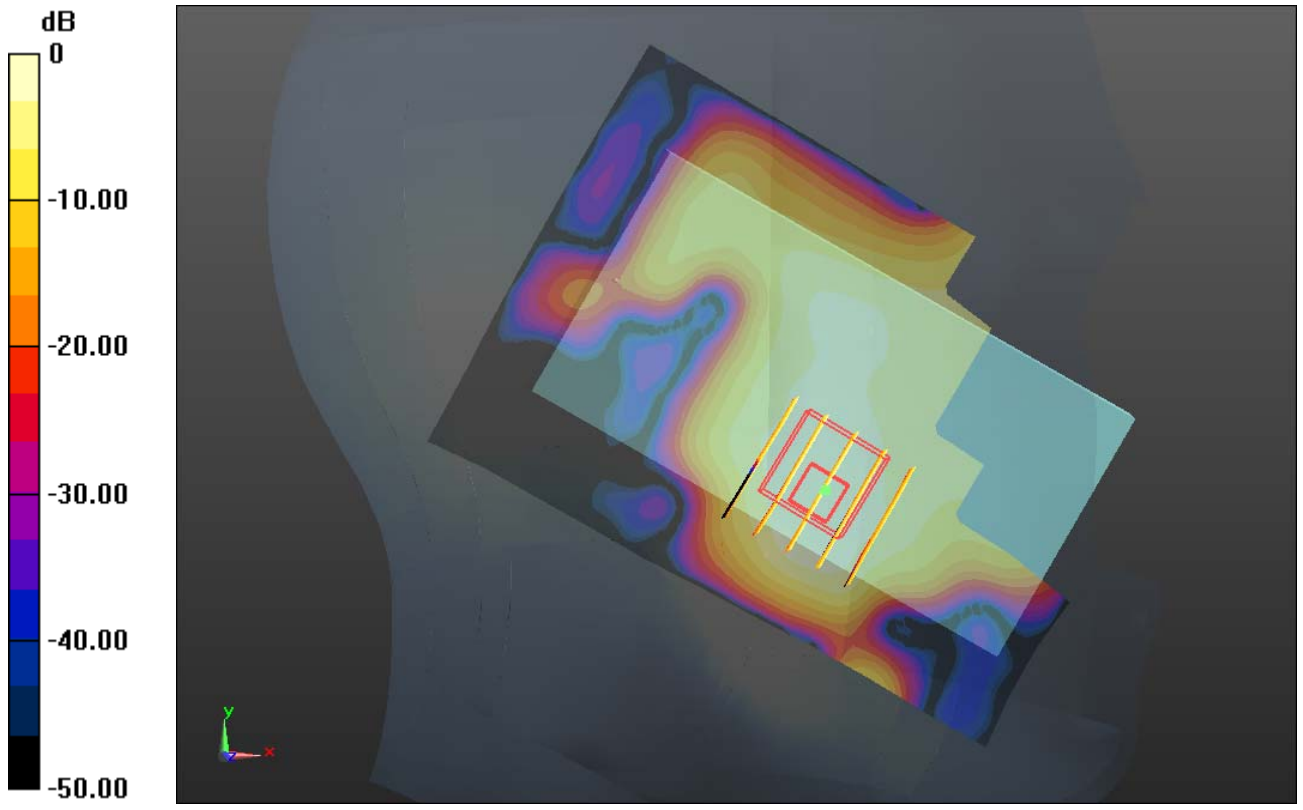
**Ch11/Zoom Scan (5x5x7)/Cube 0:** Measurement grid: dx=8mm, dy=8mm, dz=5mm

Reference Value = 2.061 V/m; Power Drift = 0.02 dB

Peak SAR (extrapolated) = 0.140 W/kg

**SAR(1 g) = 0.083 mW/g; SAR(10 g) = 0.044 mW/g**

Maximum value of SAR (measured) = 0.096 mW/g



0 dB = 0.100mW/g

## #36 802.11b\_Left Tilted\_Ch11

### DUT: 270338

Communication System: WIFI; Frequency: 2462 MHz; Duty Cycle: 1:1

Medium: HSL\_2450\_120914 Medium parameters used:  $f = 2462$  MHz;  $\sigma = 1.87$  mho/m;  $\epsilon_r =$

$37.641$ ;  $\rho = 1000$  kg/m<sup>3</sup>

Ambient Temperature : 23.3 °C ; Liquid Temperature : 21.4 °C

#### DASY5 Configuration:

- Probe: EX3DV4 - SN3857; ConvF(6.87, 6.87, 6.87); Calibrated: 2012-6-20
- Sensor-Surface: 4mm (Mechanical Surface Detection)
- Electronics: DAE4 Sn1210; Calibrated: 2011-11-18
- Phantom: SAM2; Type: SAM; Serial: TP-1477
- Measurement SW: DASY52, Version 52.8 (2); SEMCAD X Version 14.4.5 (3634)

**Ch11/Area Scan (71x111x1):** Measurement grid: dx=15mm, dy=15mm

Maximum value of SAR (interpolated) = 0.034 mW/g

**Ch11/Zoom Scan (5x5x7)/Cube 1:** Measurement grid: dx=8mm, dy=8mm, dz=5mm

Reference Value = 3.896 V/m; Power Drift = 0.01 dB

Peak SAR (extrapolated) = 0.050 W/kg

**SAR(1 g) = 0.030 mW/g; SAR(10 g) = 0.014 mW/g**

Maximum value of SAR (measured) = 0.033 mW/g


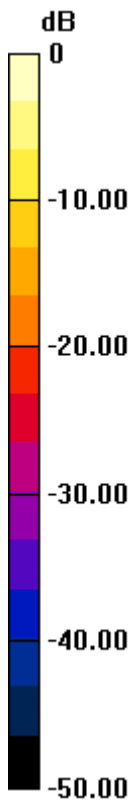
**Ch11/Zoom Scan (5x5x7)/Cube 0:** Measurement grid: dx=8mm, dy=8mm, dz=5mm

Reference Value = 3.896 V/m; Power Drift = 0.01 dB

Peak SAR (extrapolated) = 0.091 W/kg

**SAR(1 g) = 0.028 mW/g; SAR(10 g) = 0.010 mW/g**

Maximum value of SAR (measured) = 0.029 mW/g



0 dB = 0.030mW/g

### #37 GSM1900\_Front\_1cm\_Ch661

#### DUT: 270338

Communication System: General GSM; Frequency: 1880 MHz; Duty Cycle: 1:8.3

Medium: MSL\_1900\_120914 Medium parameters used:  $f = 1880$  MHz;  $\sigma = 1.489$  mho/m;  $\epsilon_r =$

53.955;  $\rho = 1000$  kg/m<sup>3</sup>

Ambient Temperature : 23.1 °C ; Liquid Temperature : 21.4 °C

#### DASY5 Configuration:

- Probe: EX3DV4 - SN3857; ConvF(7.35, 7.35, 7.35); Calibrated: 2012-6-20
- Sensor-Surface: 4mm (Mechanical Surface Detection)
- Electronics: DAE4 Sn1210; Calibrated: 2011-11-18
- Phantom: SAM2; Type: SAM; Serial: TP-1477
- Measurement SW: DASY52, Version 52.8 (2); SEMCAD X Version 14.4.5 (3634)

**Ch661/Area Scan (71x111x1):** Measurement grid: dx=15mm, dy=15mm

Maximum value of SAR (interpolated) = 0.227 mW/g

**Ch661/Zoom Scan (5x5x7)/Cube 0:** Measurement grid: dx=8mm, dy=8mm, dz=5mm

Reference Value = 4.142 V/m; Power Drift = 0.03 dB

Peak SAR (extrapolated) = 0.329 W/kg

**SAR(1 g) = 0.207 mW/g; SAR(10 g) = 0.131 mW/g**

Maximum value of SAR (measured) = 0.222 mW/g

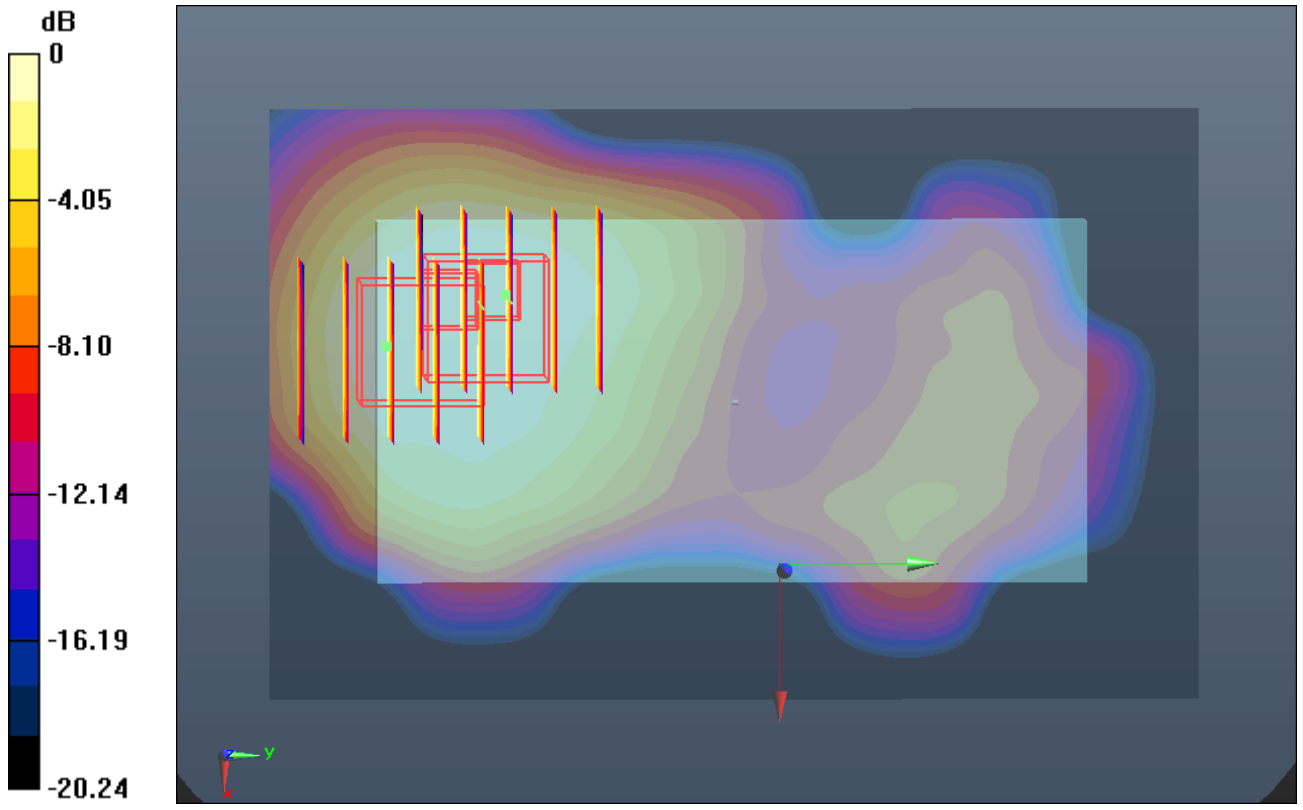
**Ch661/Zoom Scan (5x5x7)/Cube 1:** Measurement grid: dx=8mm, dy=8mm, dz=5mm

Reference Value = 4.142 V/m; Power Drift = 0.03 dB

Peak SAR (extrapolated) = 0.315 W/kg

**SAR(1 g) = 0.194 mW/g; SAR(10 g) = 0.124 mW/g**

Maximum value of SAR (measured) = 0.218 mW/g



0 dB = 0.220mW/g

**#38 GSM1900\_Back\_1cm\_Ch661**

**DUT: 270338**

Communication System: General GSM; Frequency: 1880 MHz; Duty Cycle: 1:8.3

Medium: MSL\_1900\_120914 Medium parameters used:  $f = 1880$  MHz;  $\sigma = 1.489$  mho/m;  $\epsilon_r =$

53.955;  $\rho = 1000$  kg/m<sup>3</sup>

Ambient Temperature : 23.1 °C ; Liquid Temperature : 21.4 °C

**DASY5 Configuration:**

- Probe: EX3DV4 - SN3857; ConvF(7.35, 7.35, 7.35); Calibrated: 2012-6-20
- Sensor-Surface: 4mm (Mechanical Surface Detection)
- Electronics: DAE4 Sn1210; Calibrated: 2011-11-18
- Phantom: SAM2; Type: SAM; Serial: TP-1477
- Measurement SW: DASY52, Version 52.8 (2); SEMCAD X Version 14.4.5 (3634)

**Ch661/Area Scan (71x111x1):** Measurement grid: dx=15mm, dy=15mm

Maximum value of SAR (interpolated) = 0.297 mW/g

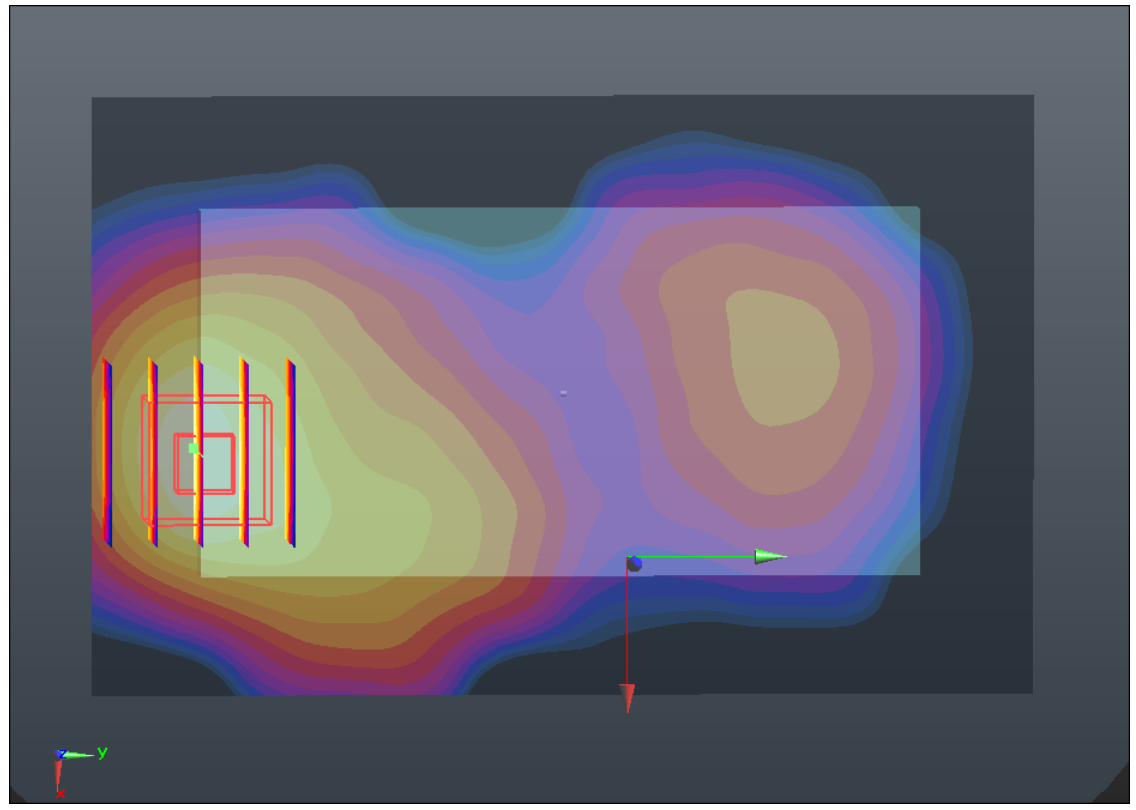
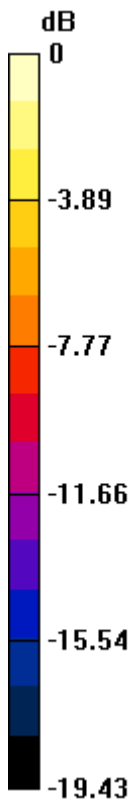
**Ch661/Zoom Scan (5x5x7)/Cube 0:** Measurement grid: dx=8mm, dy=8mm, dz=5mm

Reference Value = 3.820 V/m; Power Drift = -0.03 dB

Peak SAR (extrapolated) = 0.462 W/kg

**SAR(1 g) = 0.274 mW/g; SAR(10 g) = 0.149 mW/g**

Maximum value of SAR (measured) = 0.300 mW/g



0 dB = 0.300mW/g

### #39 GSM1900\_Back\_1cm\_Ch661\_Headset

**DUT: 270338**

Communication System: General GSM; Frequency: 1880 MHz; Duty Cycle: 1:8.3

Medium: MSL\_1900\_120914 Medium parameters used:  $f = 1880$  MHz;  $\sigma = 1.489$  mho/m;  $\epsilon_r =$

53.955;  $\rho = 1000$  kg/m<sup>3</sup>

Ambient Temperature : 23.1 °C; Liquid Temperature : 21.4 °C

DASY5 Configuration:

- Probe: EX3DV4 - SN3857; ConvF(7.35, 7.35, 7.35); Calibrated: 2012-6-20
- Sensor-Surface: 4mm (Mechanical Surface Detection)
- Electronics: DAE4 Sn1210; Calibrated: 2011-11-18
- Phantom: SAM2; Type: SAM; Serial: TP-1477
- Measurement SW: DASY52, Version 52.8 (2); SEMCAD X Version 14.4.5 (3634)

**Ch661/Area Scan (71x111x1):** Measurement grid: dx=15mm, dy=15mm

Maximum value of SAR (interpolated) = 0.310 mW/g

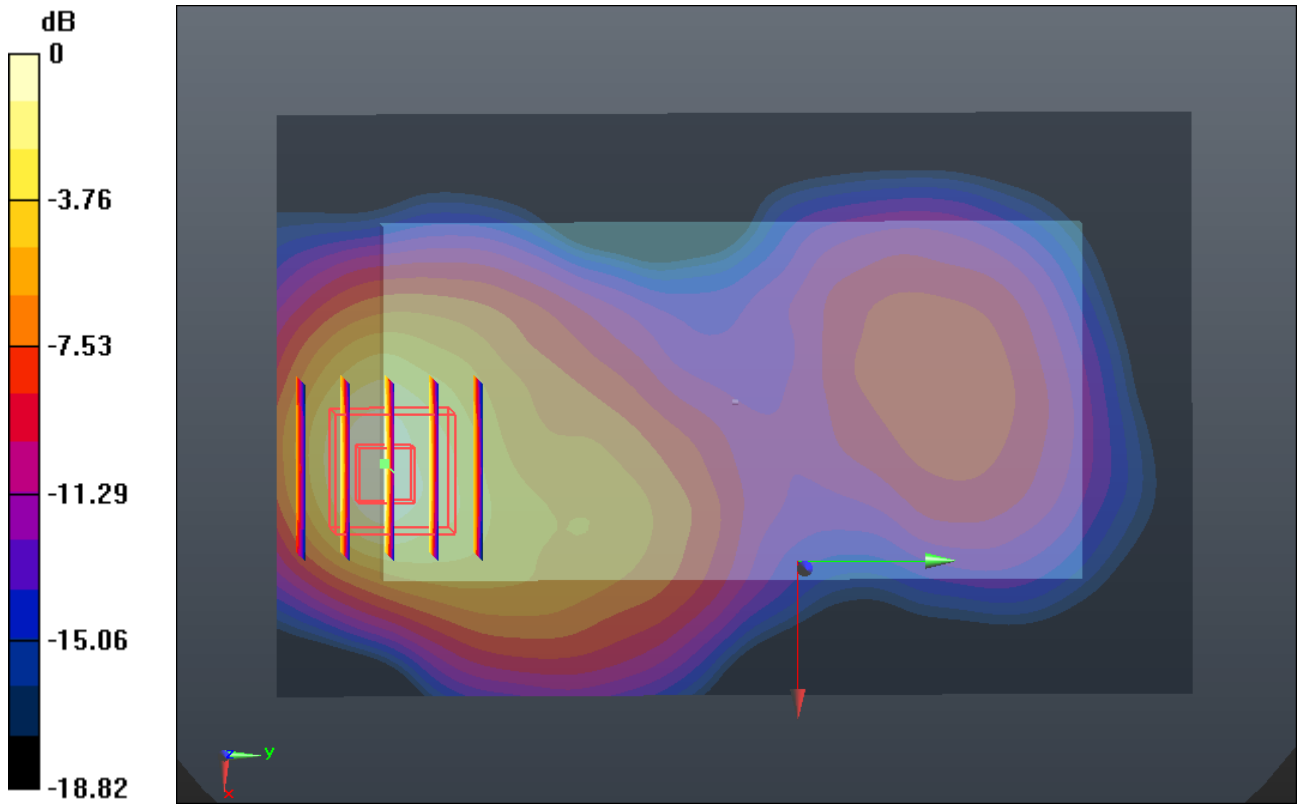
**Ch661/Zoom Scan (5x5x7)/Cube 0:** Measurement grid: dx=8mm, dy=8mm, dz=5mm

Reference Value = 4.104 V/m; Power Drift = 0.07 dB

Peak SAR (extrapolated) = 0.482 W/kg

**SAR(1 g) = 0.285 mW/g; SAR(10 g) = 0.153 mW/g**

Maximum value of SAR (measured) = 0.321 mW/g



0 dB = 0.320mW/g

## #43 GSM1900\_GPRS10\_Front\_1cm\_Ch661

### DUT: 270338

Communication System: GPRS/EDGE 10; Frequency: 1880 MHz; Duty Cycle: 1:4  
Medium: MSL\_1900\_120909 Medium parameters used:  $f = 1880$  MHz;  $\sigma = 1.509$  mho/m;  $\epsilon_r = 54.703$ ;  $\rho = 1000$  kg/m<sup>3</sup>  
Ambient Temperature : 23.4 °C ; Liquid Temperature : 21.5 °C

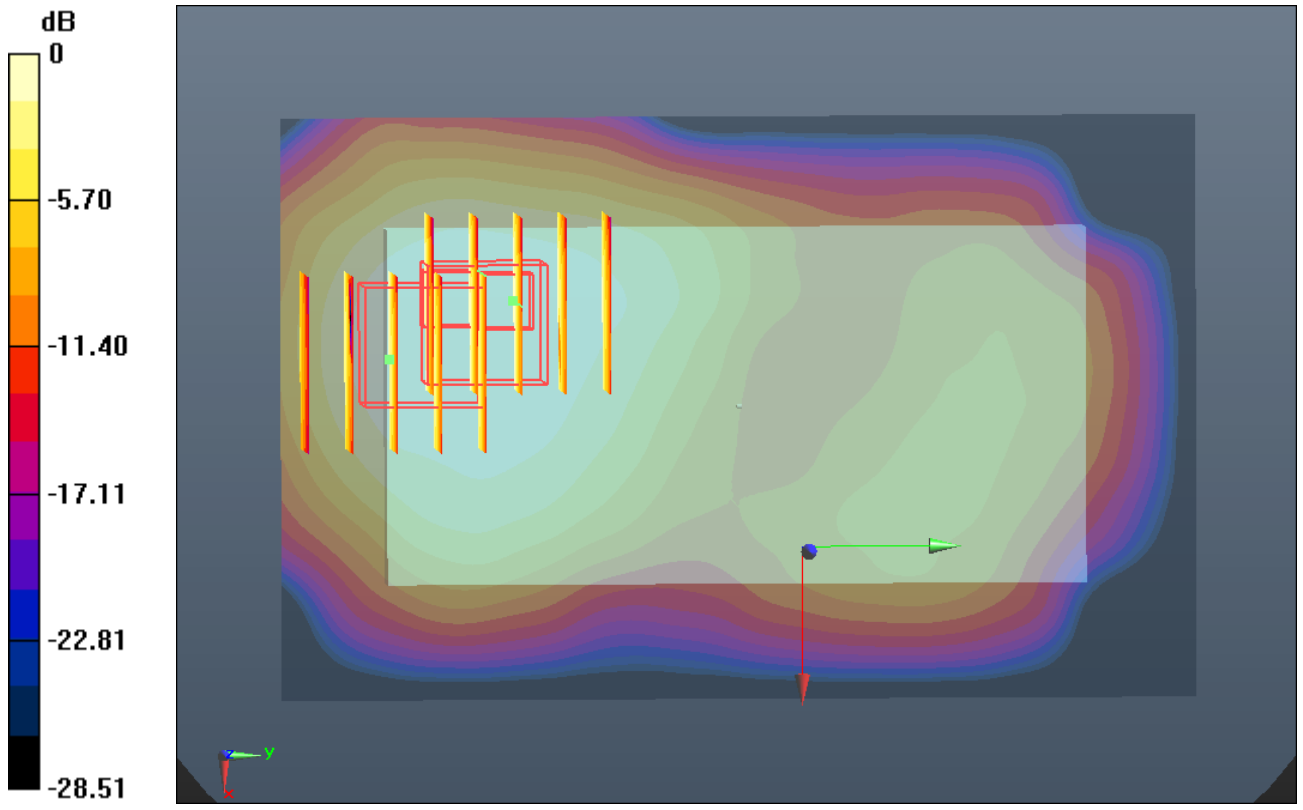
#### DASY5 Configuration:

- Probe: EX3DV4 - SN3857; ConvF(7.35, 7.35, 7.35); Calibrated: 2012-6-20
- Sensor-Surface: 4mm (Mechanical Surface Detection)
- Electronics: DAE4 Sn1210; Calibrated: 2011-11-18
- Phantom: SAM2; Type: SAM; Serial: TP-1477
- Measurement SW: DASY52, Version 52.8 (2); SEMCAD X Version 14.4.5 (3634)

**Ch661/Area Scan (71x111x1):** Measurement grid: dx=15mm, dy=15mm  
Maximum value of SAR (interpolated) = 0.450 mW/g

**Ch661/Zoom Scan (5x5x7)/Cube 0:** Measurement grid: dx=8mm, dy=8mm, dz=5mm  
Reference Value = 5.669 V/m; Power Drift = 0.02 dB  
Peak SAR (extrapolated) = 0.784 W/kg  
**SAR(1 g) = 0.410 mW/g; SAR(10 g) = 0.252 mW/g**  
Maximum value of SAR (measured) = 0.434 mW/g

**Ch661/Zoom Scan (5x5x7)/Cube 1:** Measurement grid: dx=8mm, dy=8mm, dz=5mm  
Reference Value = 5.669 V/m; Power Drift = 0.02 dB  
Peak SAR (extrapolated) = 0.665 W/kg  
**SAR(1 g) = 0.379 mW/g; SAR(10 g) = 0.234 mW/g**  
Maximum value of SAR (measured) = 0.433 mW/g



0 dB = 0.430mW/g

**#44 GSM1900\_GPRS10\_Back\_1cm\_Ch661**

**DUT: 270338**

Communication System: GPRS/EDGE 10; Frequency: 1880 MHz; Duty Cycle: 1:4

Medium: MSL\_1900\_120909 Medium parameters used:  $f = 1880$  MHz;  $\sigma = 1.509$  mho/m;  $\epsilon_r =$

$54.703$ ;  $\rho = 1000$  kg/m<sup>3</sup>

Ambient Temperature : 23.4 °C; Liquid Temperature : 21.5 °C

DASY5 Configuration:

- Probe: EX3DV4 - SN3857; ConvF(7.35, 7.35, 7.35); Calibrated: 2012-6-20
- Sensor-Surface: 4mm (Mechanical Surface Detection)
- Electronics: DAE4 Sn1210; Calibrated: 2011-11-18
- Phantom: SAM2; Type: SAM; Serial: TP-1477
- Measurement SW: DASY52, Version 52.8 (2); SEMCAD X Version 14.4.5 (3634)

**Ch661/Area Scan (71x111x1):** Measurement grid: dx=15mm, dy=15mm

Maximum value of SAR (interpolated) = 0.587 mW/g

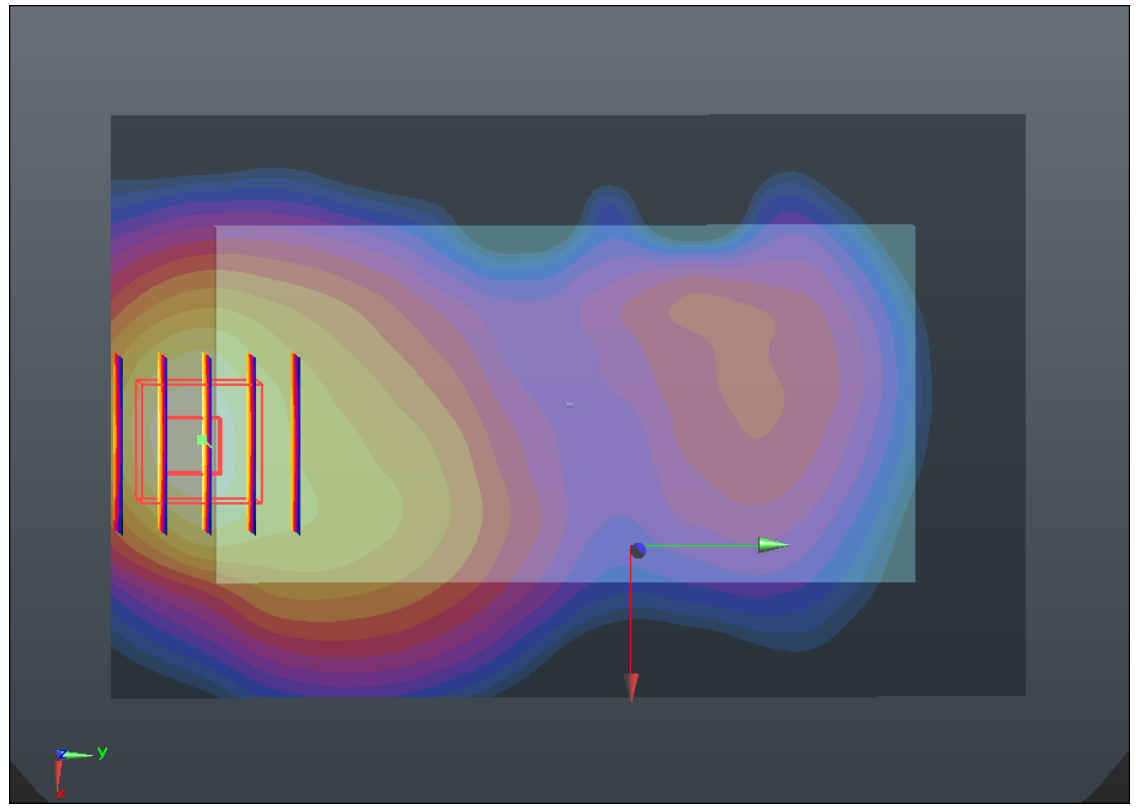
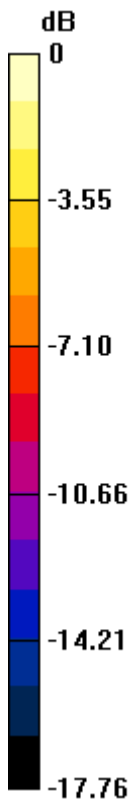
**Ch661/Zoom Scan (5x5x7)/Cube 0:** Measurement grid: dx=8mm, dy=8mm, dz=5mm

Reference Value = 5.441 V/m; Power Drift = -0.01 dB

Peak SAR (extrapolated) = 0.869 W/kg

**SAR(1 g) = 0.514 mW/g; SAR(10 g) = 0.280 mW/g**

Maximum value of SAR (measured) = 0.569 mW/g



0 dB = 0.570mW/g

**#45 GSM1900\_GPRS10\_Back\_1cm\_Ch661\_Headset**

**DUT: 270338**

Communication System: GPRS/EDGE 10; Frequency: 1880 MHz; Duty Cycle: 1:4

Medium: MSL\_1900\_120909 Medium parameters used:  $f = 1880$  MHz;  $\sigma = 1.509$  mho/m;  $\epsilon_r =$

$54.703$ ;  $\rho = 1000$  kg/m<sup>3</sup>

Ambient Temperature : 23.4 °C; Liquid Temperature : 21.5 °C

DASY5 Configuration:

- Probe: EX3DV4 - SN3857; ConvF(7.35, 7.35, 7.35); Calibrated: 2012-6-20
- Sensor-Surface: 4mm (Mechanical Surface Detection)
- Electronics: DAE4 Sn1210; Calibrated: 2011-11-18
- Phantom: SAM2; Type: SAM; Serial: TP-1477
- Measurement SW: DASY52, Version 52.8 (2); SEMCAD X Version 14.4.5 (3634)

**Ch661/Area Scan (71x111x1):** Measurement grid: dx=15mm, dy=15mm

Maximum value of SAR (interpolated) = 0.595 mW/g

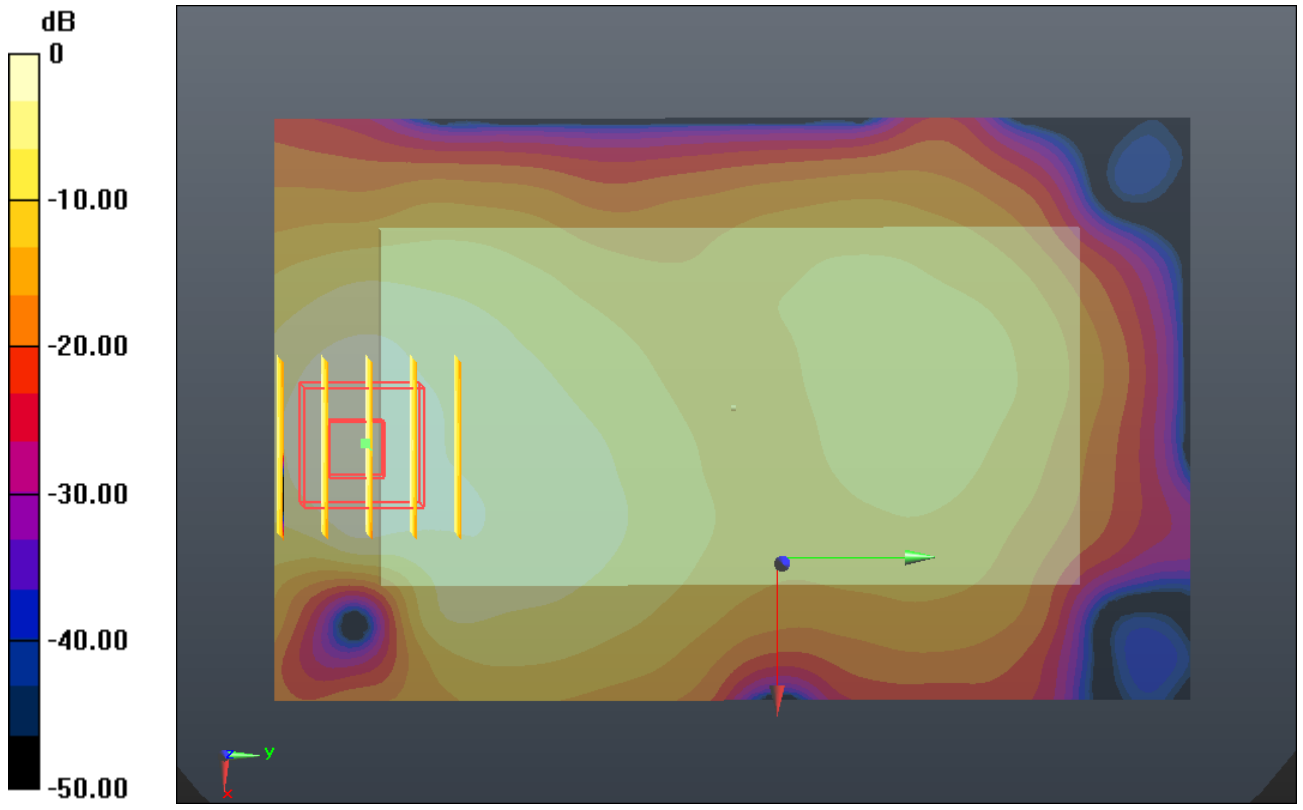
**Ch661/Zoom Scan (5x5x7)/Cube 0:** Measurement grid: dx=8mm, dy=8mm, dz=5mm

Reference Value = 5.571 V/m; Power Drift = 0.12 dB

Peak SAR (extrapolated) = 0.877 W/kg

**SAR(1 g) = 0.518 mW/g; SAR(10 g) = 0.282 mW/g**

Maximum value of SAR (measured) = 0.575 mW/g



0 dB = 0.580mW/g

**#46 GSM1900\_GPRS10\_Left Side\_1cm\_Ch661**

**DUT: 270338**

Communication System: GPRS/EDGE 10; Frequency: 1880 MHz; Duty Cycle: 1:4

Medium: MSL\_1900\_120909 Medium parameters used:  $f = 1880$  MHz;  $\sigma = 1.509$  mho/m;  $\epsilon_r =$

$54.703$ ;  $\rho = 1000$  kg/m<sup>3</sup>

Ambient Temperature : 23.4 °C ; Liquid Temperature : 21.5 °C

DASY5 Configuration:

- Probe: EX3DV4 - SN3857; ConvF(7.35, 7.35, 7.35); Calibrated: 2012-6-20
- Sensor-Surface: 4mm (Mechanical Surface Detection)
- Electronics: DAE4 Sn1210; Calibrated: 2011-11-18
- Phantom: SAM2; Type: SAM; Serial: TP-1477
- Measurement SW: DASY52, Version 52.8 (2); SEMCAD X Version 14.4.5 (3634)

**Ch661/Area Scan (31x111x1):** Measurement grid: dx=15mm, dy=15mm

Maximum value of SAR (interpolated) = 0.296 mW/g

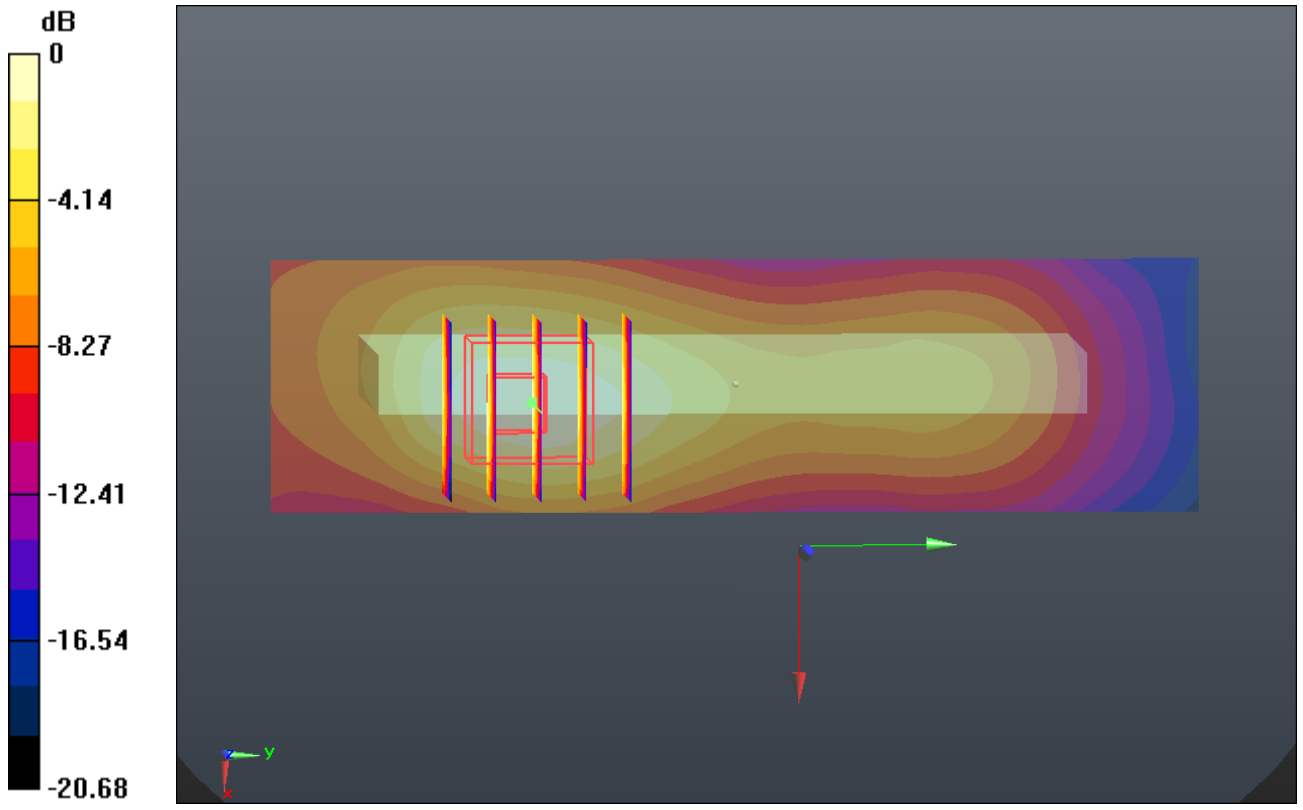
**Ch661/Zoom Scan (5x5x7)/Cube 0:** Measurement grid: dx=8mm, dy=8mm, dz=5mm

Reference Value = 8.910 V/m; Power Drift = -0.10 dB

Peak SAR (extrapolated) = 0.447 W/kg

**SAR(1 g) = 0.262 mW/g; SAR(10 g) = 0.146 mW/g**

Maximum value of SAR (measured) = 0.290 mW/g



0 dB = 0.290mW/g

**#47 GSM1900\_GPRS10\_Right Side\_1cm\_Ch661**

**DUT: 270338**

Communication System: GPRS/EDGE 10; Frequency: 1880 MHz; Duty Cycle: 1:4  
Medium: MSL\_1900\_120909 Medium parameters used:  $f = 1880$  MHz;  $\sigma = 1.509$  mho/m;  $\epsilon_r = 54.703$ ;  $\rho = 1000$  kg/m<sup>3</sup>  
Ambient Temperature : 23.4 °C ; Liquid Temperature : 21.5 °C

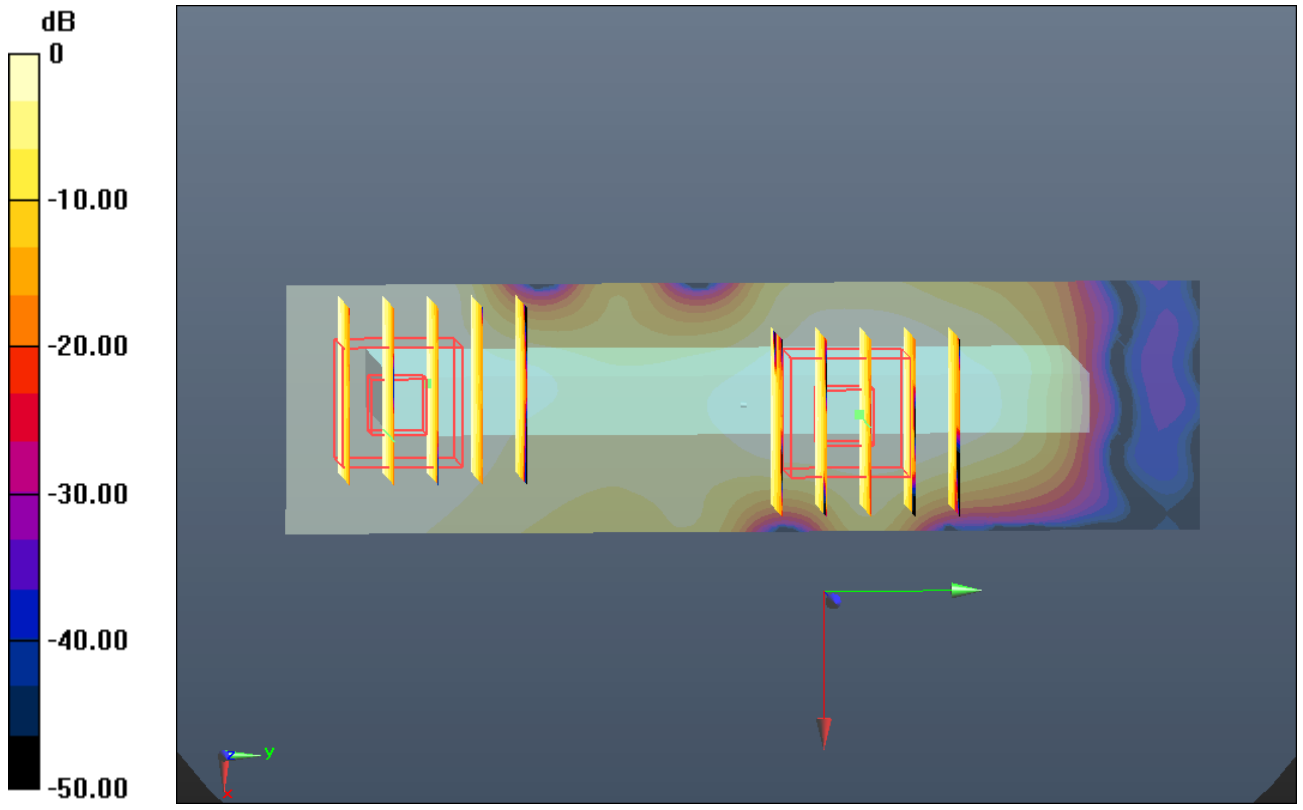
DASY5 Configuration:

- Probe: EX3DV4 - SN3857; ConvF(7.35, 7.35, 7.35); Calibrated: 2012-6-20
- Sensor-Surface: 4mm (Mechanical Surface Detection)
- Electronics: DAE4 Sn1210; Calibrated: 2011-11-18
- Phantom: SAM2; Type: SAM; Serial: TP-1477
- Measurement SW: DASY52, Version 52.8 (2); SEMCAD X Version 14.4.5 (3634)

**Ch661/Area Scan (31x111x1):** Measurement grid: dx=15mm, dy=15mm  
Maximum value of SAR (interpolated) = 0.072 mW/g

**Ch661/Zoom Scan (5x5x7)/Cube 1:** Measurement grid: dx=8mm, dy=8mm, dz=5mm  
Reference Value = 4.855 V/m; Power Drift = -0.19 dB  
Peak SAR (extrapolated) = 0.071 W/kg  
**SAR(1 g) = 0.046 mW/g; SAR(10 g) = 0.028 mW/g**  
Maximum value of SAR (measured) = 0.049 mW/g

**Ch661/Zoom Scan (5x5x7)/Cube 0:** Measurement grid: dxTTTTTT=8mm, dy=8mm, dz=5mm  
Reference Value = 4.855 V/m; Power Drift = -0.19 dB  
Peak SAR (extrapolated) = 0.069 W/kg  
**SAR(1 g) = 0.044 mW/g; SAR(10 g) = 0.026 mW/g**  
Maximum value of SAR (measured) = 0.051 mW/g



0 dB = 0.050mW/g

**#48 GSM1900\_GPRS10\_Bottom Side\_1cm\_Ch661**

**DUT: 270338**

Communication System: GPRS/EDGE 10; Frequency: 1880 MHz; Duty Cycle: 1:4

Medium: MSL\_1900\_120909 Medium parameters used:  $f = 1880$  MHz;  $\sigma = 1.509$  mho/m;  $\epsilon_r =$

$54.703$ ;  $\rho = 1000$  kg/m<sup>3</sup>

Ambient Temperature : 23.4 °C ; Liquid Temperature : 21.5 °C

DASY5 Configuration:

- Probe: EX3DV4 - SN3857; ConvF(7.35, 7.35, 7.35); Calibrated: 2012-6-20

- Sensor-Surface: 4mm (Mechanical Surface Detection)

- Electronics: DAE4 Sn1210; Calibrated: 2011-11-18

- Phantom: SAM2; Type: SAM; Serial: TP-1477

- Measurement SW: DASY52, Version 52.8 (2); SEMCAD X Version 14.4.5 (3634)

**Ch661/Area Scan (31x71x1):** Measurement grid: dx=15mm, dy=15mm

Maximum value of SAR (interpolated) = 0.617 mW/g

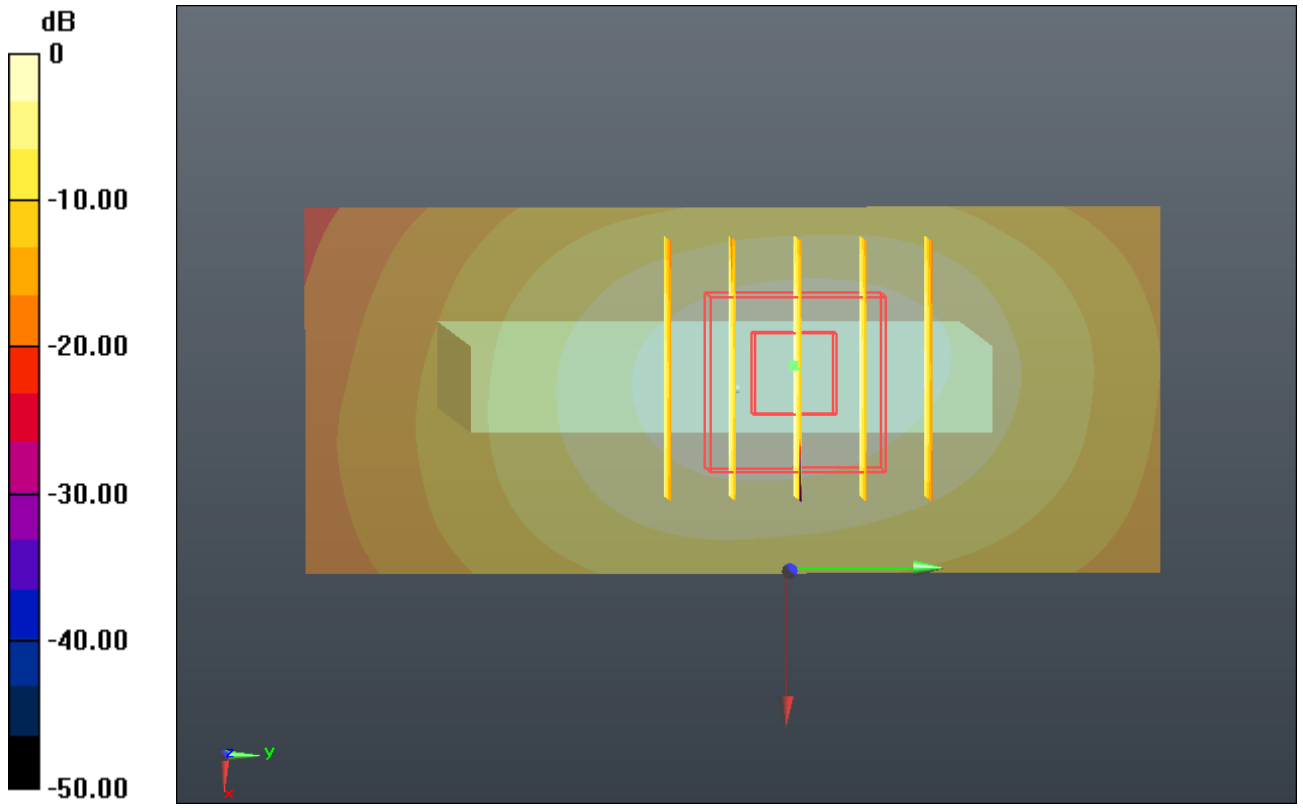
**Ch661/Zoom Scan (5x5x7)/Cube 0:** Measurement grid: dx=8mm, dy=8mm, dz=5mm

Reference Value = 19.653 V/m; Power Drift = -0.08 dB

Peak SAR (extrapolated) = 0.910 W/kg

**SAR(1 g) = 0.539 mW/g; SAR(10 g) = 0.288 mW/g**

Maximum value of SAR (measured) = 0.611 mW/g



0 dB = 0.610mW/g

**#48 GSM1900\_GPRS10\_Bottom Side\_1cm\_Ch661\_2D**

**DUT: 270338**

Communication System: GPRS/EDGE 10; Frequency: 1880 MHz; Duty Cycle: 1:4

Medium: MSL\_1900\_120909 Medium parameters used:  $f = 1880$  MHz;  $\sigma = 1.509$  mho/m;  $\epsilon_r =$

$54.703$ ;  $\rho = 1000$  kg/m<sup>3</sup>

Ambient Temperature : 23.4 °C ; Liquid Temperature : 21.5 °C

DASY5 Configuration:

- Probe: EX3DV4 - SN3857; ConvF(7.35, 7.35, 7.35); Calibrated: 2012-6-20
- Sensor-Surface: 4mm (Mechanical Surface Detection)
- Electronics: DAE4 Sn1210; Calibrated: 2011-11-18
- Phantom: SAM2; Type: SAM; Serial: TP-1477
- Measurement SW: DASY52, Version 52.8 (2); SEMCAD X Version 14.4.5 (3634)

**Ch661/Area Scan (31x71x1):** Measurement grid: dx=15mm, dy=15mm

Maximum value of SAR (interpolated) = 0.617 mW/g

**Ch661/Zoom Scan (5x5x7)/Cube 0:** Measurement grid: dx=8mm, dy=8mm, dz=5mm

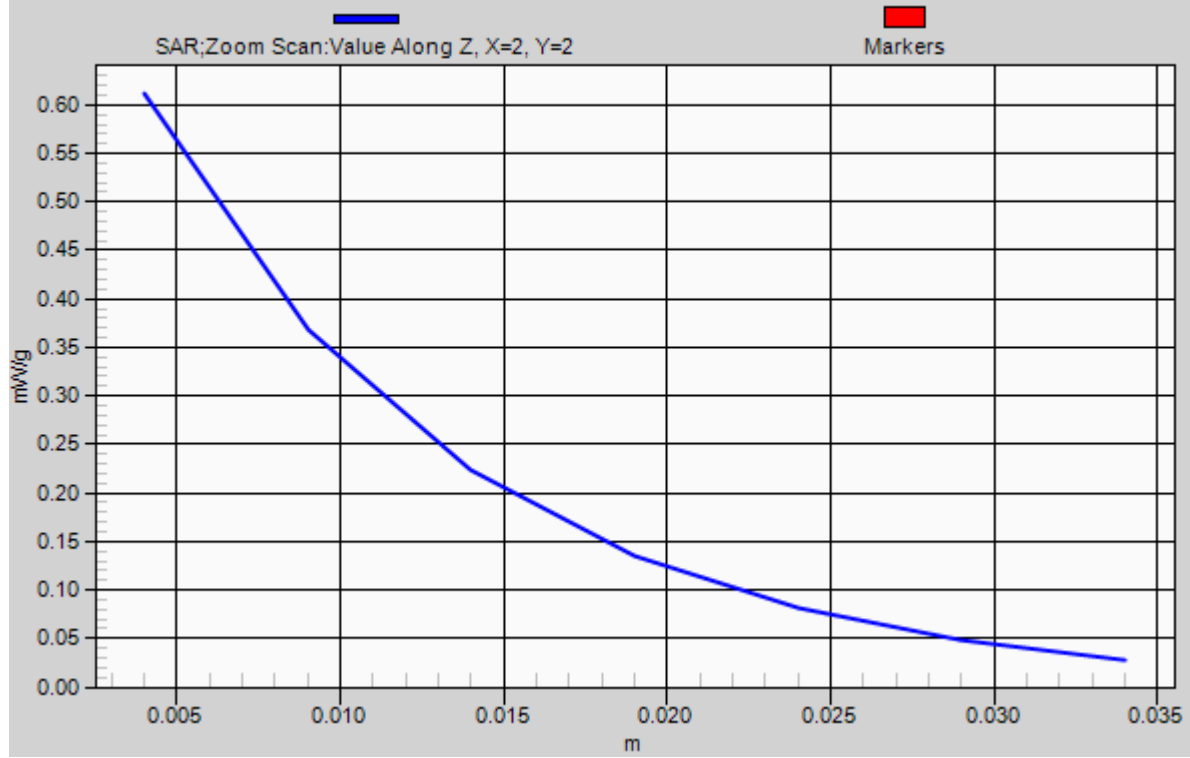
Reference Value = 19.653 V/m; Power Drift = -0.08 dB

Peak SAR (extrapolated) = 0.910 W/kg

**SAR(1 g) = 0.539 mW/g; SAR(10 g) = 0.288 mW/g**

Maximum value of SAR (measured) = 0.611 mW/g

# 1g/10g Averaged SAR



**#61 CDMA2000 BC0\_RC3 SO32\_Front\_1cm\_Ch1013**

**DUT: 270338**

Communication System: CDMA2000; Frequency: 824.7 MHz; Duty Cycle: 1:1

Medium: MSL\_835\_120914 Medium parameters used:  $f = 825$  MHz;  $\sigma = 0.985$  mho/m;  $\epsilon_r = 55.653$ ;

$\rho = 1000$  kg/m<sup>3</sup>

Ambient Temperature : 23.2 °C ; Liquid Temperature : 21.3 °C

**DASY5 Configuration:**

- Probe: EX3DV4 - SN3857; ConvF(8.98, 8.98, 8.98); Calibrated: 2012-6-20
- Sensor-Surface: 4mm (Mechanical Surface Detection)
- Electronics: DAE4 Sn1210; Calibrated: 2011-11-18
- Phantom: SAM1; Type: SAM; Serial: TP-1479
- Measurement SW: DASY52, Version 52.8 (2); SEMCAD X Version 14.4.5 (3634)

**Ch1013/Area Scan (71x111x1):** Measurement grid: dx=15mm, dy=15mm

Maximum value of SAR (interpolated) = 0.482 mW/g

**Ch1013/Zoom Scan (5x5x7)/Cube 0:** Measurement grid: dx=8mm, dy=8mm, dz=5mm

Reference Value = 21.690 V/m; Power Drift = 0.10 dB

Peak SAR (extrapolated) = 0.569 W/kg

**SAR(1 g) = 0.462 mW/g; SAR(10 g) = 0.363 mW/g**

Maximum value of SAR (measured) = 0.487 mW/g


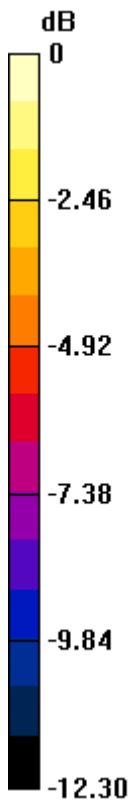
**Ch1013/Zoom Scan (5x5x7)/Cube 1:** Measurement grid: dx=8mm, dy=8mm, dz=5mm

Reference Value = 21.690 V/m; Power Drift = 0.10 dB

Peak SAR (extrapolated) = 0.556 W/kg

**SAR(1 g) = 0.405 mW/g; SAR(10 g) = 0.294 mW/g**

Maximum value of SAR (measured) = 0.429 mW/g



0 dB = 0.430mW/g

**#62 CDMA2000 BC0\_RC3 SO32\_Back\_1cm\_Ch1013**

**DUT: 270338**

Communication System: CDMA2000; Frequency: 824.7 MHz; Duty Cycle: 1:1

Medium: MSL\_835\_120914 Medium parameters used:  $f = 825$  MHz;  $\sigma = 0.985$  mho/m;  $\epsilon_r = 55.653$ ;

$\rho = 1000$  kg/m<sup>3</sup>

Ambient Temperature : 23.2 °C ; Liquid Temperature : 21.3 °C

**DASY5 Configuration:**

- Probe: EX3DV4 - SN3857; ConvF(8.98, 8.98, 8.98); Calibrated: 2012-6-20
- Sensor-Surface: 4mm (Mechanical Surface Detection)
- Electronics: DAE4 Sn1210; Calibrated: 2011-11-18
- Phantom: SAM1; Type: SAM; Serial: TP-1479
- Measurement SW: DASY52, Version 52.8 (2); SEMCAD X Version 14.4.5 (3634)

**Ch1013/Area Scan (71x111x1):** Measurement grid: dx=15mm, dy=15mm

Maximum value of SAR (interpolated) = 1.102 mW/g

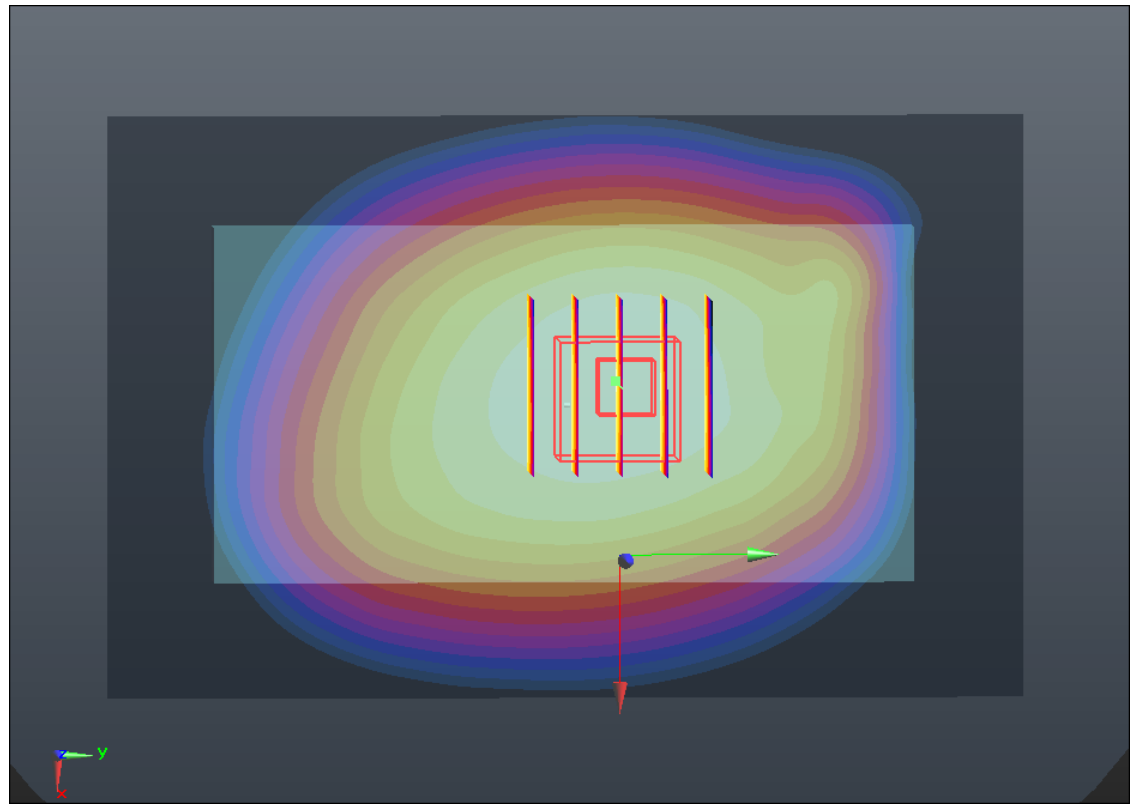
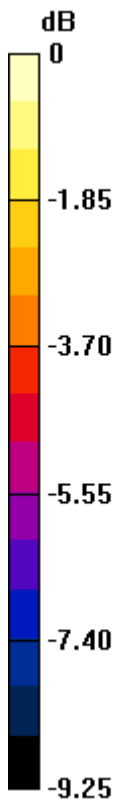
**Ch1013/Zoom Scan (5x5x7)/Cube 0:** Measurement grid: dx=8mm, dy=8mm, dz=5mm

Reference Value = 33.484 V/m; Power Drift = -0.05 dB

Peak SAR (extrapolated) = 1.276 W/kg

**SAR(1 g) = 1.05 mW/g; SAR(10 g) = 0.810 mW/g**

Maximum value of SAR (measured) = 1.095 mW/g



0 dB = 1.100mW/g

**#62 CDMA2000 BC0\_RC3 SO32\_Back\_1cm\_Ch1013\_2D**

**DUT: 270338**

Communication System: CDMA2000; Frequency: 824.7 MHz; Duty Cycle: 1:1

Medium: MSL\_835\_120914 Medium parameters used:  $f = 825$  MHz;  $\sigma = 0.985$  mho/m;  $\epsilon_r = 55.653$ ;

$\rho = 1000$  kg/m<sup>3</sup>

Ambient Temperature : 23.2 °C ; Liquid Temperature : 21.3 °C

DASY5 Configuration:

- Probe: EX3DV4 - SN3857; ConvF(8.98, 8.98, 8.98); Calibrated: 2012-6-20
- Sensor-Surface: 4mm (Mechanical Surface Detection)
- Electronics: DAE4 Sn1210; Calibrated: 2011-11-18
- Phantom: SAM1; Type: SAM; Serial: TP-1479
- Measurement SW: DASY52, Version 52.8 (2); SEMCAD X Version 14.4.5 (3634)

**Ch1013/Area Scan (71x111x1):** Measurement grid: dx=15mm, dy=15mm

Maximum value of SAR (interpolated) = 1.102 mW/g

**Ch1013/Zoom Scan (5x5x7)/Cube 0:** Measurement grid: dx=8mm, dy=8mm, dz=5mm

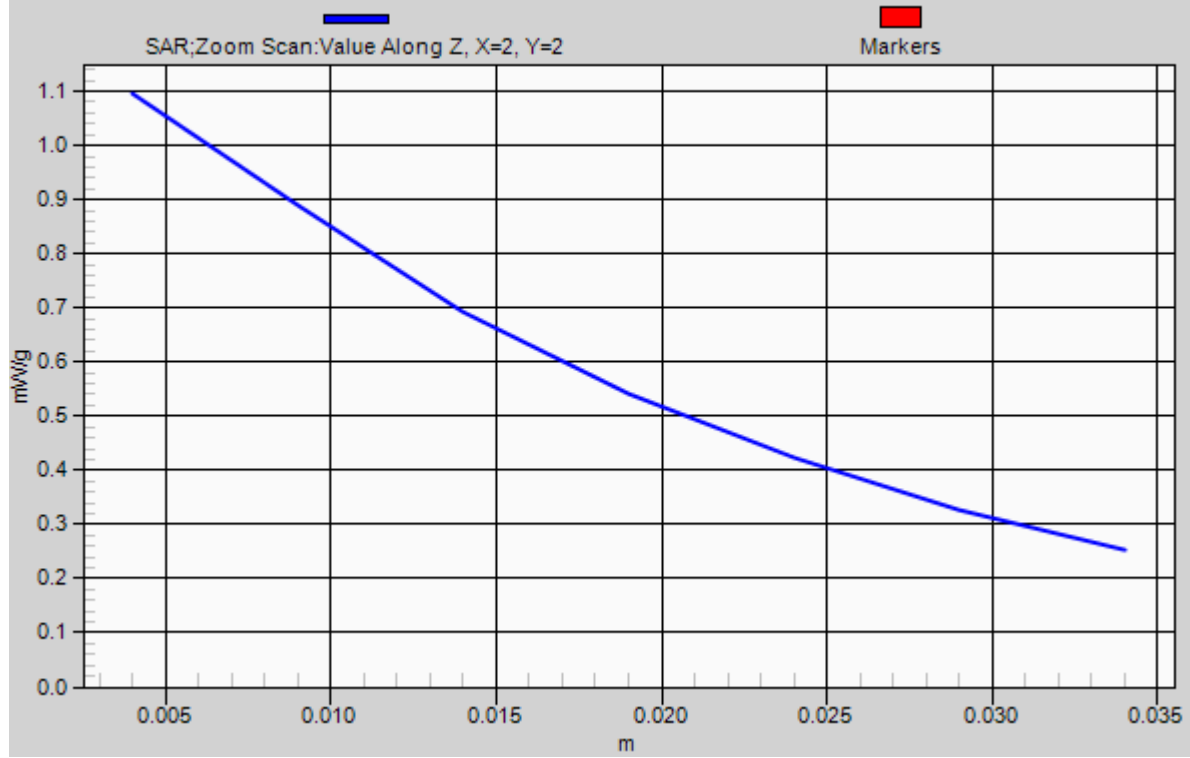
Reference Value = 33.484 V/m; Power Drift = -0.05 dB

Peak SAR (extrapolated) = 1.276 W/kg

**SAR(1 g) = 1.05 mW/g; SAR(10 g) = 0.810 mW/g**

Maximum value of SAR (measured) = 1.095 mW/g

# 1g/10g Averaged SAR



**#63 CDMA2000 BC0\_RC3 SO32\_Back\_1cm\_Ch384**

**DUT: 270338**

Communication System: CDMA2000; Frequency: 836.52 MHz; Duty Cycle: 1:1

Medium: MSL\_835\_120914 Medium parameters used:  $f = 837$  MHz;  $\sigma = 0.996$  mho/m;  $\epsilon_r = 55.554$ ;

$\rho = 1000$  kg/m<sup>3</sup>

Ambient Temperature : 23.2 °C ; Liquid Temperature : 21.3 °C

**DASY5 Configuration:**

- Probe: EX3DV4 - SN3857; ConvF(8.98, 8.98, 8.98); Calibrated: 2012-6-20
- Sensor-Surface: 4mm (Mechanical Surface Detection)
- Electronics: DAE4 Sn1210; Calibrated: 2011-11-18
- Phantom: SAM1; Type: SAM; Serial: TP-1479
- Measurement SW: DASY52, Version 52.8 (2); SEMCAD X Version 14.4.5 (3634)

**Ch384/Area Scan (71x111x1):** Measurement grid: dx=15mm, dy=15mm

Maximum value of SAR (interpolated) = 1.054 mW/g

**Ch384/Zoom Scan (5x5x7)/Cube 0:** Measurement grid: dx=8mm, dy=8mm, dz=5mm

Reference Value = 32.011 V/m; Power Drift = 0.13 dB

Peak SAR (extrapolated) = 1.220 W/kg

**SAR(1 g) = 1 mW/g; SAR(10 g) = 0.778 mW/g**

Maximum value of SAR (measured) = 1.051 mW/g

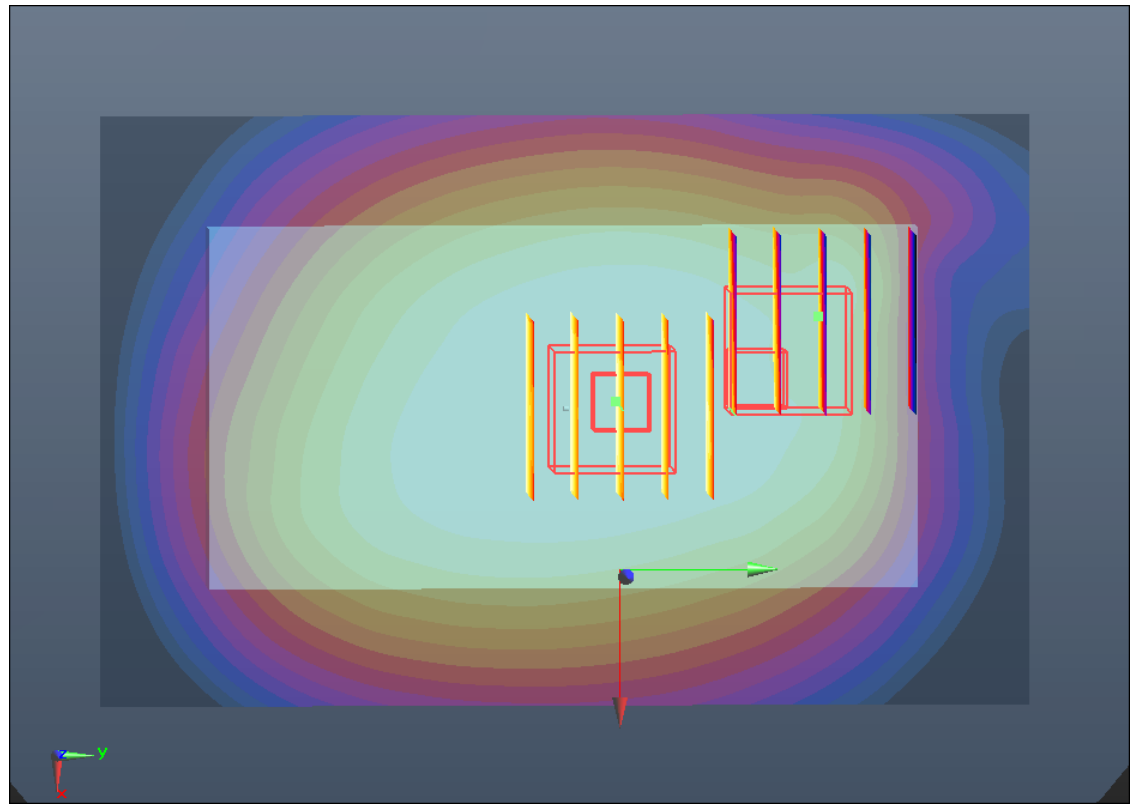
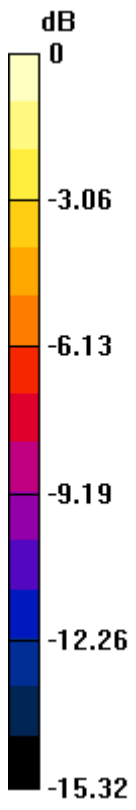
**Ch384/Zoom Scan (5x5x7)/Cube 1:** Measurement grid: dx=8mm, dy=8mm, dz=5mm

Reference Value = 32.011 V/m; Power Drift = 0.13 dB

Peak SAR (extrapolated) = 1.128 W/kg

**SAR(1 g) = 0.772 mW/g; SAR(10 g) = 0.484 mW/g**

Maximum value of SAR (measured) = 0.947 mW/g



0 dB = 0.950mW/g

**#64 CDMA2000 BC0\_RC3 SO32\_Back\_1cm\_Ch777**

**DUT: 270338**

Communication System: CDMA2000; Frequency: 848.31 MHz; Duty Cycle: 1:1  
Medium: MSL\_835\_120914 Medium parameters used:  $f = 848.31 \text{ MHz}$ ;  $\sigma = 1.006 \text{ mho/m}$ ;  $\epsilon_r = 55.451$ ;  $\rho = 1000 \text{ kg/m}^3$   
Ambient Temperature : 23.2 °C ; Liquid Temperature : 21.3 °C

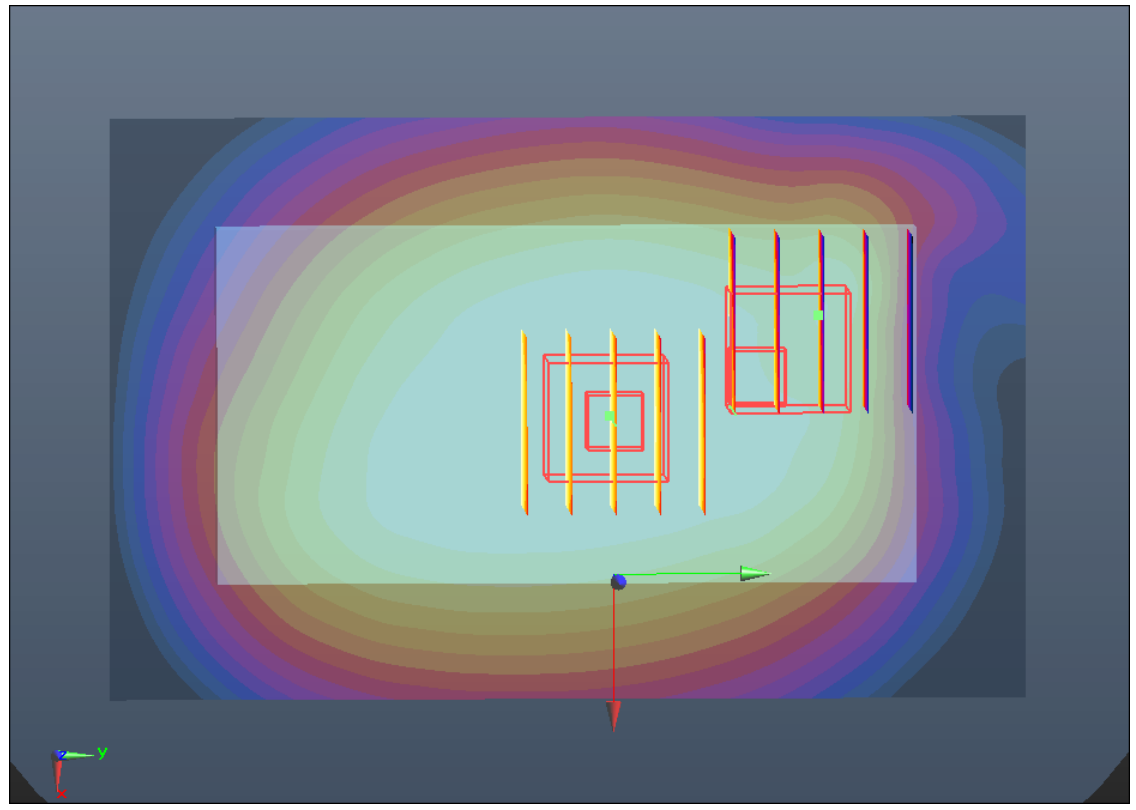
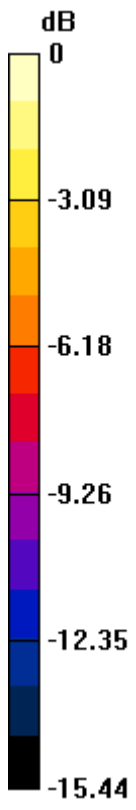
**DASY5 Configuration:**

- Probe: EX3DV4 - SN3857; ConvF(8.98, 8.98, 8.98); Calibrated: 2012-6-20
- Sensor-Surface: 4mm (Mechanical Surface Detection)
- Electronics: DAE4 Sn1210; Calibrated: 2011-11-18
- Phantom: SAM1; Type: SAM; Serial: TP-1479
- Measurement SW: DASY52, Version 52.8 (2); SEMCAD X Version 14.4.5 (3634)

**Ch777/Area Scan (71x111x1):** Measurement grid: dx=15mm, dy=15mm  
Maximum value of SAR (interpolated) = 0.993 mW/g

**Ch777/Zoom Scan (5x5x7)/Cube 0:** Measurement grid: dx=8mm, dy=8mm, dz=5mm  
Reference Value = 31.327 V/m; Power Drift = 0.05 dB  
Peak SAR (extrapolated) = 1.157 W/kg  
**SAR(1 g) = 0.949 mW/g; SAR(10 g) = 0.734 mW/g**  
Maximum value of SAR (measured) = 0.995 mW/g

**Ch777/Zoom Scan (5x5x7)/Cube 1:** Measurement grid: dx=8mm, dy=8mm, dz=5mm  
Reference Value = 31.327 V/m; Power Drift = 0.05 dB  
Peak SAR (extrapolated) = 1.056 W/kg  
**SAR(1 g) = 0.686 mW/g; SAR(10 g) = 0.433 mW/g**  
Maximum value of SAR (measured) = 0.873 mW/g



0 dB = 0.870mW/g

**#65 CDMA2000 BC0\_RC3 SO32\_Back\_1cm\_Ch1013\_Headset**

**DUT: 270338**

Communication System: CDMA2000; Frequency: 824.7 MHz; Duty Cycle: 1:1

Medium: MSL\_835\_120914 Medium parameters used:  $f = 825$  MHz;  $\sigma = 0.985$  mho/m;  $\epsilon_r = 55.653$ ;

$\rho = 1000$  kg/m<sup>3</sup>

Ambient Temperature : 23.2 °C ; Liquid Temperature : 21.3 °C

**DASY5 Configuration:**

- Probe: EX3DV4 - SN3857; ConvF(8.98, 8.98, 8.98); Calibrated: 2012-6-20
- Sensor-Surface: 4mm (Mechanical Surface Detection)
- Electronics: DAE4 Sn1210; Calibrated: 2011-11-18
- Phantom: SAM1; Type: SAM; Serial: TP-1479
- Measurement SW: DASY52, Version 52.8 (2); SEMCAD X Version 14.4.5 (3634)

**Ch1013/Area Scan (71x111x1):** Measurement grid: dx=15mm, dy=15mm

Maximum value of SAR (interpolated) = 0.959 mW/g

**Ch1013/Zoom Scan (5x5x7)/Cube 0:** Measurement grid: dx=8mm, dy=8mm, dz=5mm

Reference Value = 30.891 V/m; Power Drift = -0.10 dB

Peak SAR (extrapolated) = 1.121 W/kg

**SAR(1 g) = 0.914 mW/g; SAR(10 g) = 0.705 mW/g**

Maximum value of SAR (measured) = 0.950 mW/g

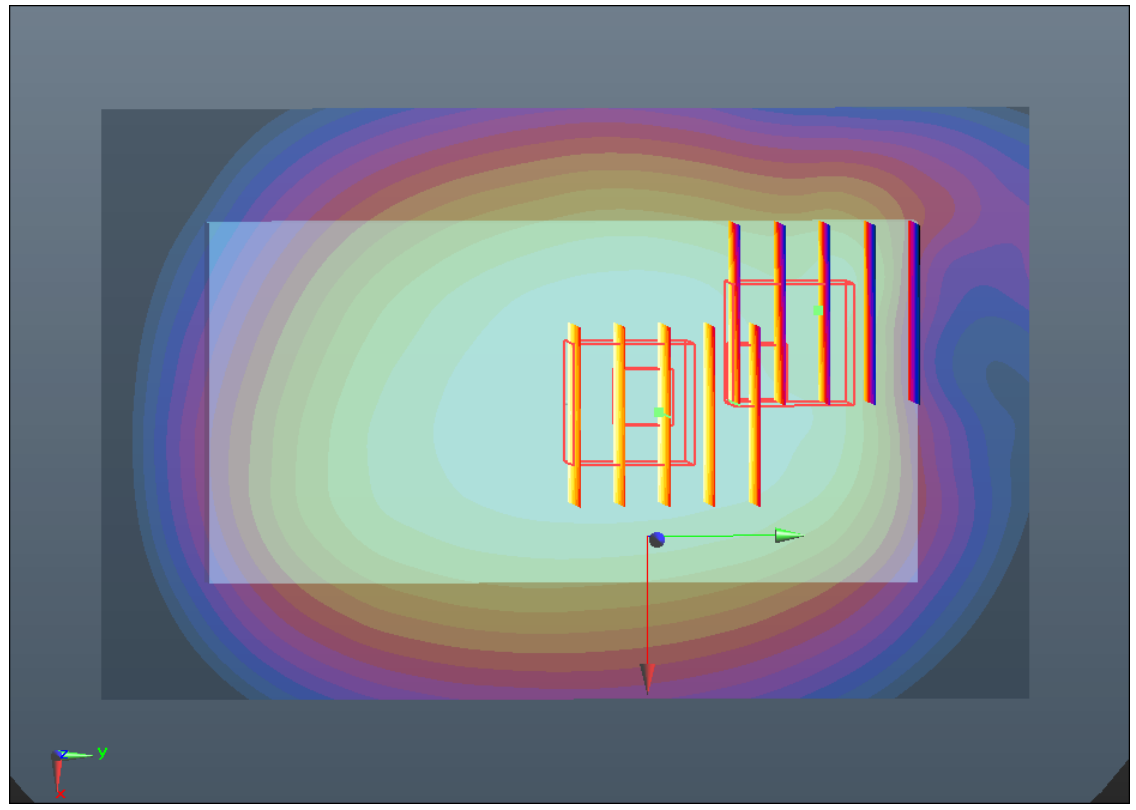
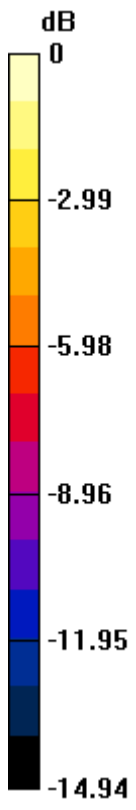
**Ch1013/Zoom Scan (5x5x7)/Cube 1:** Measurement grid: dx=8mm, dy=8mm, dz=5mm

Reference Value = 30.891 V/m; Power Drift = -0.10 dB

Peak SAR (extrapolated) = 1.078 W/kg

**SAR(1 g) = 0.719 mW/g; SAR(10 g) = 0.447 mW/g**

Maximum value of SAR (measured) = 0.891 mW/g



0 dB = 0.890mW/g

## #66 CDMA2000 BC0\_RC3 SO32\_Back\_1cm\_Ch384\_Headset

### DUT: 270338

Communication System: CDMA2000; Frequency: 836.52 MHz; Duty Cycle: 1:1

Medium: MSL\_835\_120914 Medium parameters used:  $f = 837$  MHz;  $\sigma = 0.996$  mho/m;  $\epsilon_r = 55.554$ ;

$\rho = 1000$  kg/m<sup>3</sup>

Ambient Temperature : 23.2 °C ; Liquid Temperature : 21.3 °C

#### DASY5 Configuration:

- Probe: EX3DV4 - SN3857; ConvF(8.98, 8.98, 8.98); Calibrated: 2012-6-20
- Sensor-Surface: 4mm (Mechanical Surface Detection)
- Electronics: DAE4 Sn1210; Calibrated: 2011-11-18
- Phantom: SAM1; Type: SAM; Serial: TP-1479
- Measurement SW: DASY52, Version 52.8 (2); SEMCAD X Version 14.4.5 (3634)

**Ch384/Area Scan (71x111x1):** Measurement grid: dx=15mm, dy=15mm

Maximum value of SAR (interpolated) = 0.844 mW/g

**Ch384/Zoom Scan (5x5x7)/Cube 0:** Measurement grid: dx=8mm, dy=8mm, dz=5mm

Reference Value = 27.792 V/m; Power Drift = 0.09 dB

Peak SAR (extrapolated) = 0.981 W/kg

**SAR(1 g) = 0.800 mW/g; SAR(10 g) = 0.611 mW/g**

Maximum value of SAR (measured) = 0.838 mW/g

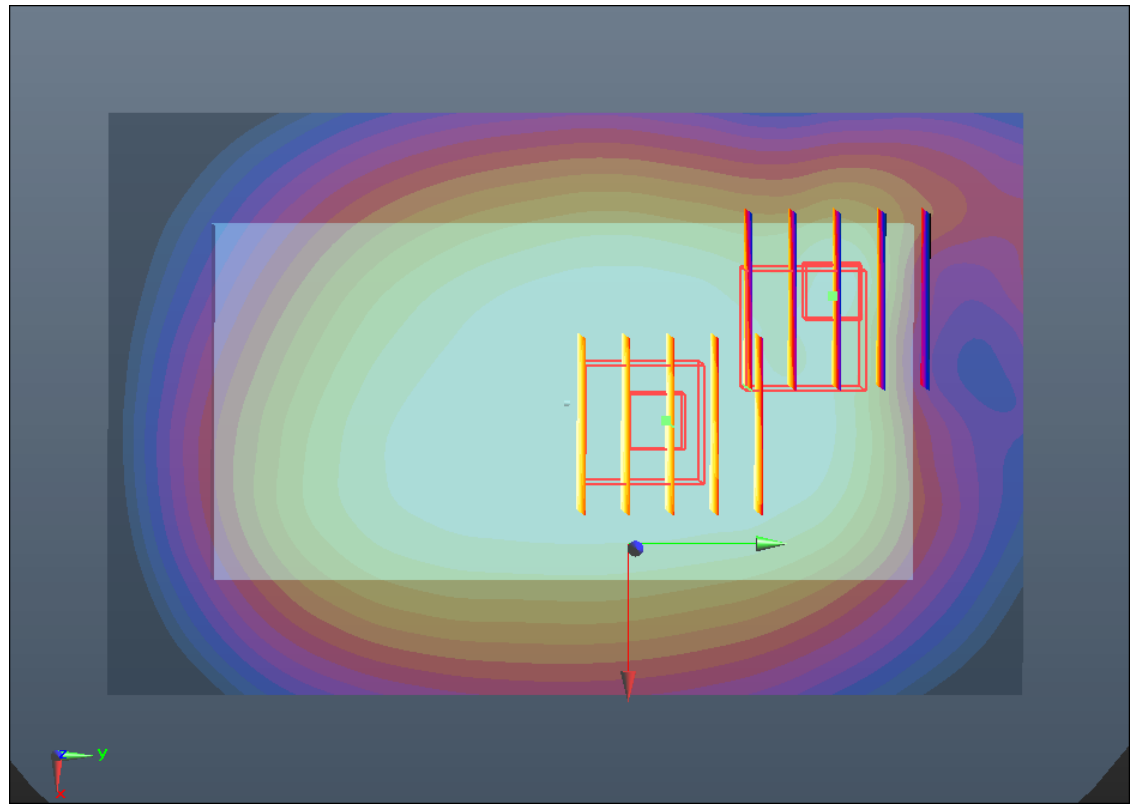
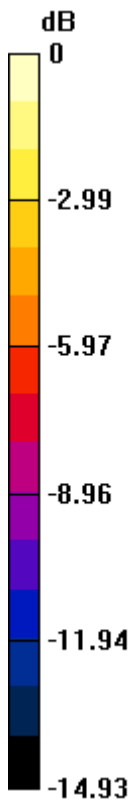
**Ch384/Zoom Scan (5x5x7)/Cube 1:** Measurement grid: dx=8mm, dy=8mm, dz=5mm

Reference Value = 27.792 V/m; Power Drift = 0.09 dB

Peak SAR (extrapolated) = 0.994 W/kg

**SAR(1 g) = 0.540 mW/g; SAR(10 g) = 0.343 mW/g**

Maximum value of SAR (measured) = 0.698 mW/g



0 dB = 0.700mW/g

**#67 CDMA2000 BC0\_RC3 SO32\_Back\_1cm\_Ch777\_Headset**

**DUT: 270338**

Communication System: CDMA2000; Frequency: 848.31 MHz; Duty Cycle: 1:1

Medium: MSL\_835\_120914 Medium parameters used:  $f = 848.31$  MHz;  $\sigma = 1.006$  mho/m;  $\epsilon_r =$

$55.451$ ;  $\rho = 1000$  kg/m<sup>3</sup>

Ambient Temperature : 23.2 °C ; Liquid Temperature : 21.3 °C

DASY5 Configuration:

- Probe: EX3DV4 - SN3857; ConvF(8.98, 8.98, 8.98); Calibrated: 2012-6-20
- Sensor-Surface: 4mm (Mechanical Surface Detection)
- Electronics: DAE4 Sn1210; Calibrated: 2011-11-18
- Phantom: SAM1; Type: SAM; Serial: TP-1479
- Measurement SW: DASY52, Version 52.8 (2); SEMCAD X Version 14.4.5 (3634)

**Ch777/Area Scan (71x111x1):** Measurement grid: dx=15mm, dy=15mm

Maximum value of SAR (interpolated) = 0.719 mW/g

**Ch777/Zoom Scan (5x5x7)/Cube 0:** Measurement grid: dx=8mm, dy=8mm, dz=5mm

Reference Value = 25.375 V/m; Power Drift = -0.02 dB

Peak SAR (extrapolated) = 0.851 W/kg

**SAR(1 g) = 0.680 mW/g; SAR(10 g) = 0.510 mW/g**

Maximum value of SAR (measured) = 0.716 mW/g

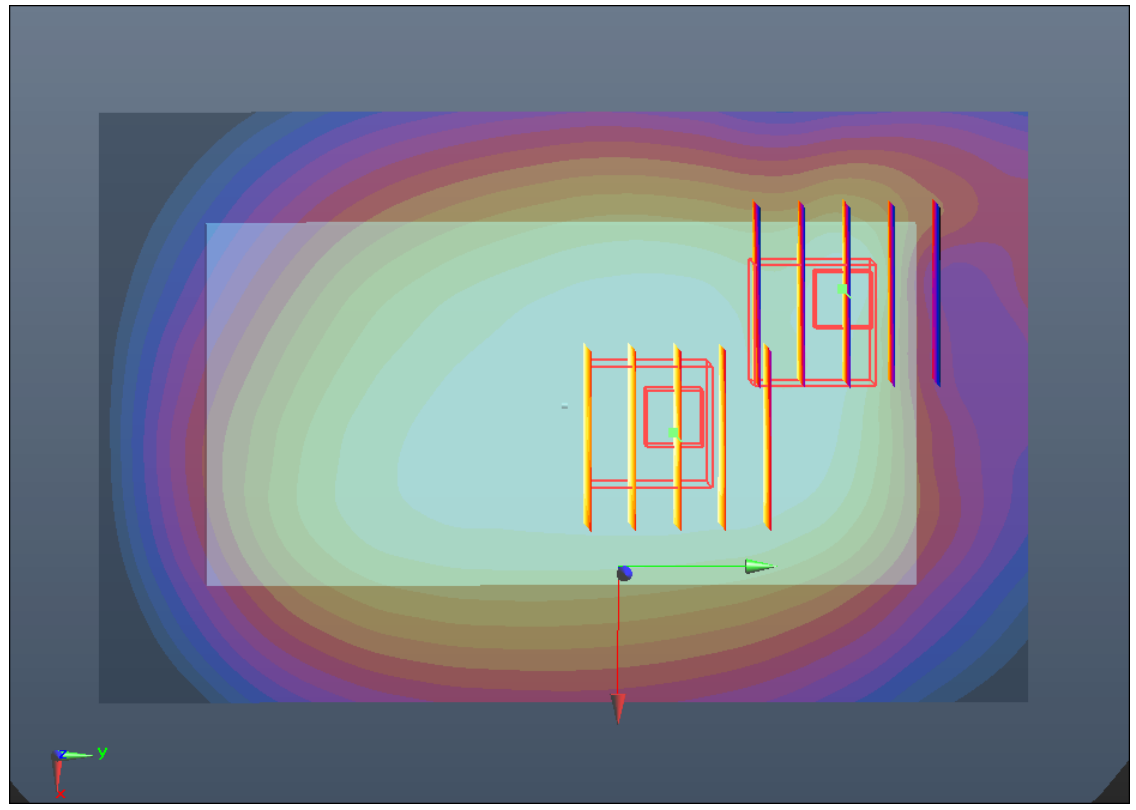
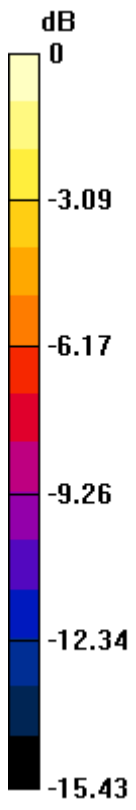
**Ch777/Zoom Scan (5x5x7)/Cube 1:** Measurement grid: dx=8mm, dy=8mm, dz=5mm

Reference Value = 25.375 V/m; Power Drift = -0.02 dB

Peak SAR (extrapolated) = 1.032 W/kg

**SAR(1 g) = 0.542 mW/g; SAR(10 g) = 0.313 mW/g**

Maximum value of SAR (measured) = 0.632 mW/g



0 dB = 0.630mW/g

**#73 CDMA2000 BC0\_RTAP153.6\_Front\_1cm\_Ch1013**

**DUT: 270338**

Communication System: CDMA2000; Frequency: 824.7 MHz; Duty Cycle: 1:1

Medium: MSL\_835\_120910 Medium parameters used:  $f = 825$  MHz;  $\sigma = 0.965$  mho/m;  $\epsilon_r = 54.193$ ;

$\rho = 1000$  kg/m<sup>3</sup>

Ambient Temperature : 23.1 °C ; Liquid Temperature : 21.2 °C

**DASY5 Configuration:**

- Probe: EX3DV4 - SN3857; ConvF(8.98, 8.98, 8.98); Calibrated: 2012-6-20
- Sensor-Surface: 4mm (Mechanical Surface Detection)
- Electronics: DAE4 Sn1210; Calibrated: 2011-11-18
- Phantom: SAM2; Type: SAM; Serial: TP-1477
- Measurement SW: DASY52, Version 52.8 (2); SEMCAD X Version 14.4.5 (3634)

**Ch1013/Area Scan (71x111x1):** Measurement grid: dx=15mm, dy=15mm

Maximum value of SAR (interpolated) = 0.466 mW/g

**Ch1013/Zoom Scan (5x5x7)/Cube 0:** Measurement grid: dx=8mm, dy=8mm, dz=5mm

Reference Value = 21.286 V/m; Power Drift = -0.07 dB

Peak SAR (extrapolated) = 0.564 W/kg

**SAR(1 g) = 0.431 mW/g; SAR(10 g) = 0.336 mW/g**

Maximum value of SAR (measured) = 0.447 mW/g

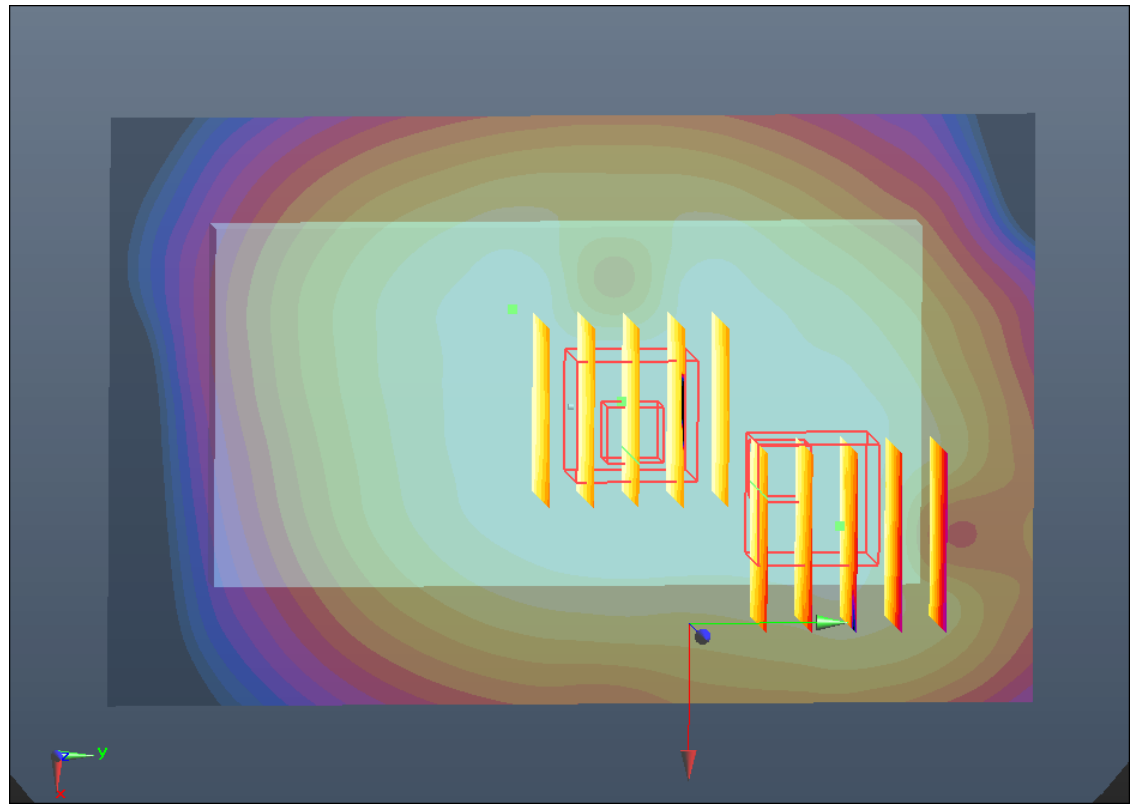
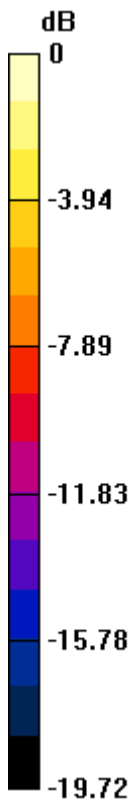
**Ch1013/Zoom Scan (5x5x7)/Cube 1:** Measurement grid: dx=8mm, dy=8mm, dz=5mm

Reference Value = 21.286 V/m; Power Drift = -0.07 dB

Peak SAR (extrapolated) = 0.478 W/kg

**SAR(1 g) = 0.371 mW/g; SAR(10 g) = 0.258 mW/g**

Maximum value of SAR (measured) = 0.401 mW/g



0 dB = 0.400mW/g

**#74 CDMA2000 BC0\_RTAP153.6\_Back\_1cm\_Ch1013**

**DUT: 270338**

Communication System: CDMA2000; Frequency: 824.7 MHz; Duty Cycle: 1:1

Medium: MSL\_835\_120910 Medium parameters used:  $f = 825$  MHz;  $\sigma = 0.965$  mho/m;  $\epsilon_r = 54.193$ ;

$\rho = 1000$  kg/m<sup>3</sup>

Ambient Temperature : 23.1 °C; Liquid Temperature : 21.2 °C

**DASY5 Configuration:**

- Probe: EX3DV4 - SN3857; ConvF(8.98, 8.98, 8.98); Calibrated: 2012-6-20
- Sensor-Surface: 4mm (Mechanical Surface Detection)
- Electronics: DAE4 Sn1210; Calibrated: 2011-11-18
- Phantom: SAM2; Type: SAM; Serial: TP-1477
- Measurement SW: DASY52, Version 52.8 (2); SEMCAD X Version 14.4.5 (3634)

**Ch1013/Area Scan (71x111x1):** Measurement grid: dx=15mm, dy=15mm

Maximum value of SAR (interpolated) = 1.091 mW/g

**Ch1013/Zoom Scan (5x5x7)/Cube 0:** Measurement grid: dx=8mm, dy=8mm, dz=5mm

Reference Value = 30.811 V/m; Power Drift = 0.12 dB

Peak SAR (extrapolated) = 1.293 W/kg

**SAR(1 g) = 0.961 mW/g; SAR(10 g) = 0.729 mW/g**

Maximum value of SAR (measured) = 0.976 mW/g

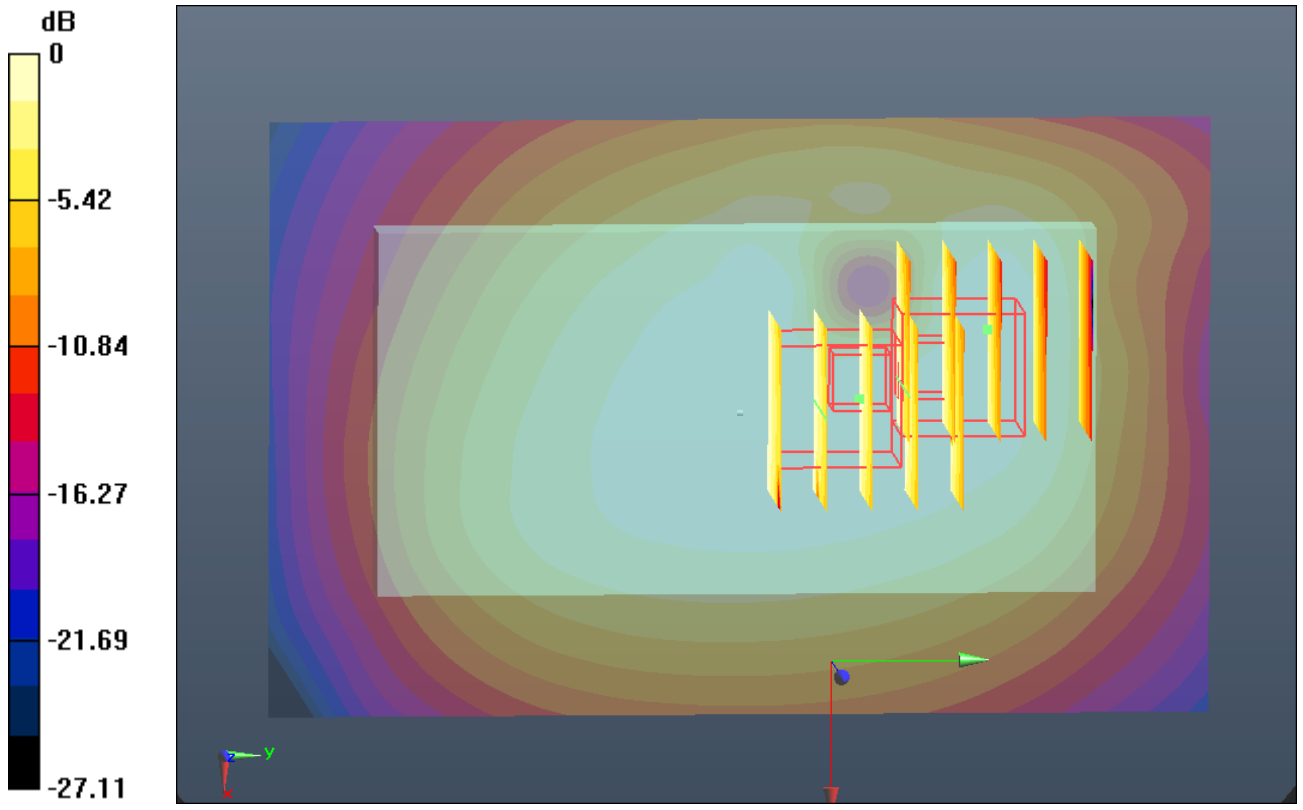
**Ch1013/Zoom Scan (5x5x7)/Cube 1:** Measurement grid: dx=8mm, dy=8mm, dz=5mm

Reference Value = 30.811 V/m; Power Drift = 0.12 dB

Peak SAR (extrapolated) = 1.138 W/kg

**SAR(1 g) = 0.823 mW/g; SAR(10 g) = 0.548 mW/g**

Maximum value of SAR (measured) = 0.945 mW/g



0 dB = 0.940mW/g

## #74 CDMA2000 BC0\_RTAP153.6\_Back\_1cm\_Ch1013\_2D

### DUT: 270338

Communication System: CDMA2000; Frequency: 824.7 MHz; Duty Cycle: 1:1

Medium: MSL\_835\_120910 Medium parameters used:  $f = 825$  MHz;  $\sigma = 0.965$  mho/m;  $\epsilon_r = 54.193$ ;

$\rho = 1000$  kg/m<sup>3</sup>

Ambient Temperature : 23.1 °C; Liquid Temperature : 21.2 °C

#### DASY5 Configuration:

- Probe: EX3DV4 - SN3857; ConvF(8.98, 8.98, 8.98); Calibrated: 2012-6-20
- Sensor-Surface: 4mm (Mechanical Surface Detection)
- Electronics: DAE4 Sn1210; Calibrated: 2011-11-18
- Phantom: SAM2; Type: SAM; Serial: TP-1477
- Measurement SW: DASY52, Version 52.8 (2); SEMCAD X Version 14.4.5 (3634)

**Ch1013/Area Scan (71x111x1):** Measurement grid: dx=15mm, dy=15mm

Maximum value of SAR (interpolated) = 1.091 mW/g

**Ch1013/Zoom Scan (5x5x7)/Cube 0:** Measurement grid: dx=8mm, dy=8mm, dz=5mm

Reference Value = 30.811 V/m; Power Drift = 0.12 dB

Peak SAR (extrapolated) = 1.293 W/kg

**SAR(1 g) = 0.961 mW/g; SAR(10 g) = 0.729 mW/g**

Maximum value of SAR (measured) = 0.976 mW/g

**Ch1013/Zoom Scan (5x5x7)/Cube 1:** Measurement grid: dx=8mm, dy=8mm, dz=5mm

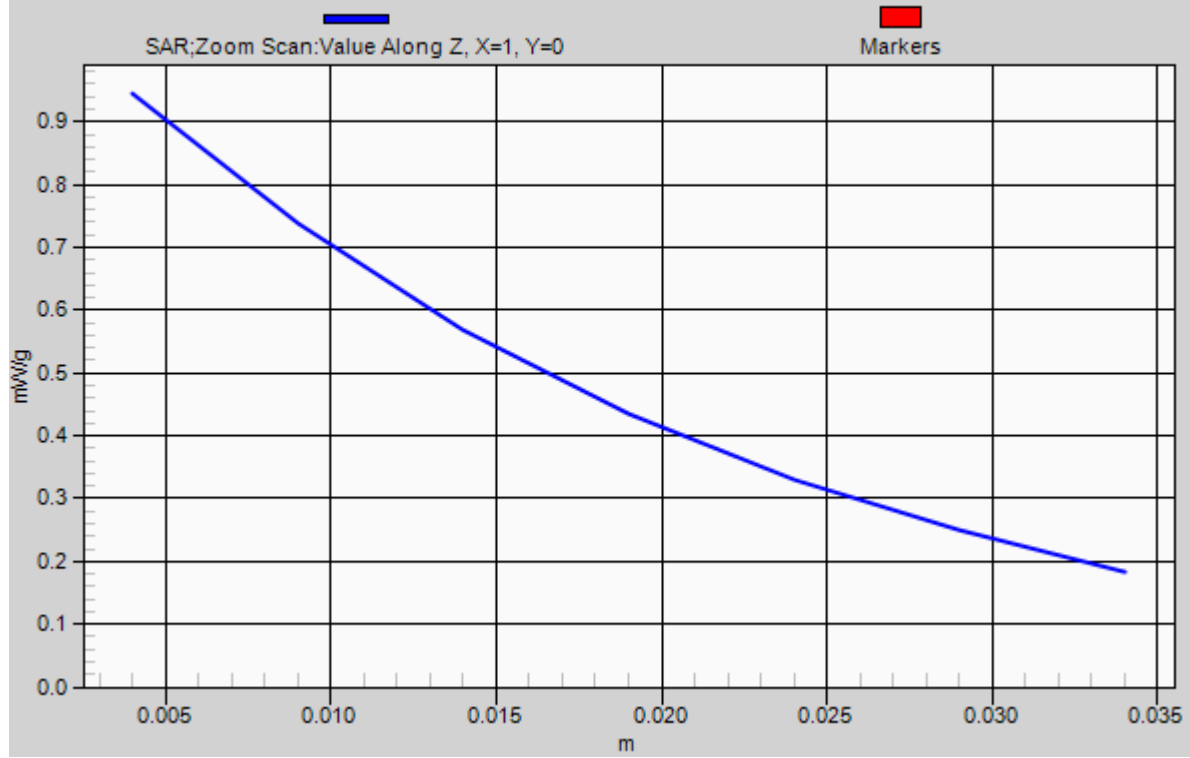
Reference Value = 30.811 V/m; Power Drift = 0.12 dB

Peak SAR (extrapolated) = 1.138 W/kg

**SAR(1 g) = 0.823 mW/g; SAR(10 g) = 0.548 mW/g**

Maximum value of SAR (measured) = 0.945 mW/g

# 1g/10g Averaged SAR



**#75 CDMA2000 BC0\_RTAP153.6\_Back\_1cm\_Ch384**

**DUT: 270338**

Communication System: CDMA2000; Frequency: 836.52 MHz; Duty Cycle: 1:1

Medium: MSL\_835\_120910 Medium parameters used:  $f = 837$  MHz;  $\sigma = 0.976$  mho/m;  $\epsilon_r = 54.092$ ;

$\rho = 1000$  kg/m<sup>3</sup>

Ambient Temperature : 23.1 °C ; Liquid Temperature : 21.2 °C

**DASY5 Configuration:**

- Probe: EX3DV4 - SN3857; ConvF(8.98, 8.98, 8.98); Calibrated: 2012-6-20
- Sensor-Surface: 4mm (Mechanical Surface Detection)
- Electronics: DAE4 Sn1210; Calibrated: 2011-11-18
- Phantom: SAM2; Type: SAM; Serial: TP-1477
- Measurement SW: DASY52, Version 52.8 (2); SEMCAD X Version 14.4.5 (3634)

**Ch384/Area Scan (71x111x1):** Measurement grid: dx=15mm, dy=15mm

Maximum value of SAR (interpolated) = 0.996 mW/g

**Ch384/Zoom Scan (5x5x7)/Cube 0:** Measurement grid: dx=8mm, dy=8mm, dz=5mm

Reference Value = 30.248 V/m; Power Drift = -0.04 dB

Peak SAR (extrapolated) = 1.865 W/kg

**SAR(1 g) = 0.892 mW/g; SAR(10 g) = 0.620 mW/g**

Maximum value of SAR (measured) = 0.920 mW/g

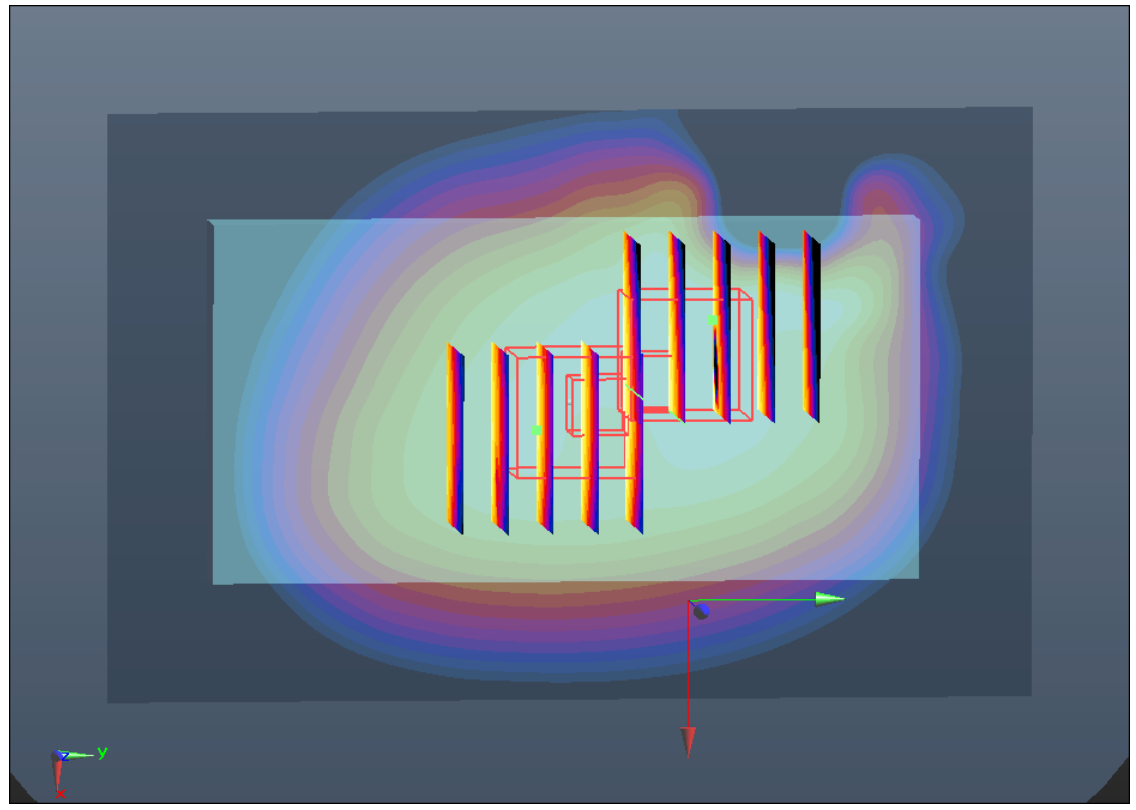
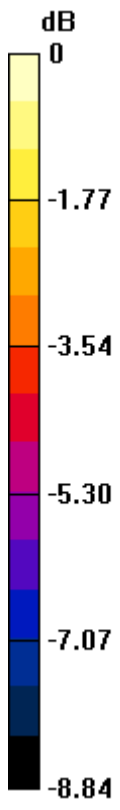
**Ch384/Zoom Scan (5x5x7)/Cube 1:** Measurement grid: dx=8mm, dy=8mm, dz=5mm

Reference Value = 30.248 V/m; Power Drift = -0.04 dB

Peak SAR (extrapolated) = 1.037 W/kg

**SAR(1 g) = 0.850 mW/g; SAR(10 g) = 0.643 mW/g**

Maximum value of SAR (measured) = 0.898 mW/g



0 dB = 0.900mW/g

**#76 CDMA2000 BC0\_RTAP153.6\_Back\_1cm\_Ch777**

**DUT: 270338**

Communication System: CDMA2000; Frequency: 848.31 MHz; Duty Cycle: 1:1  
Medium: MSL\_835\_120910 Medium parameters used:  $f = 848.31$  MHz;  $\sigma = 0.986$  mho/m;  $\epsilon_r = 53.989$ ;  $\rho = 1000$  kg/m<sup>3</sup>  
Ambient Temperature : 23.1 °C ; Liquid Temperature : 21.2 °C

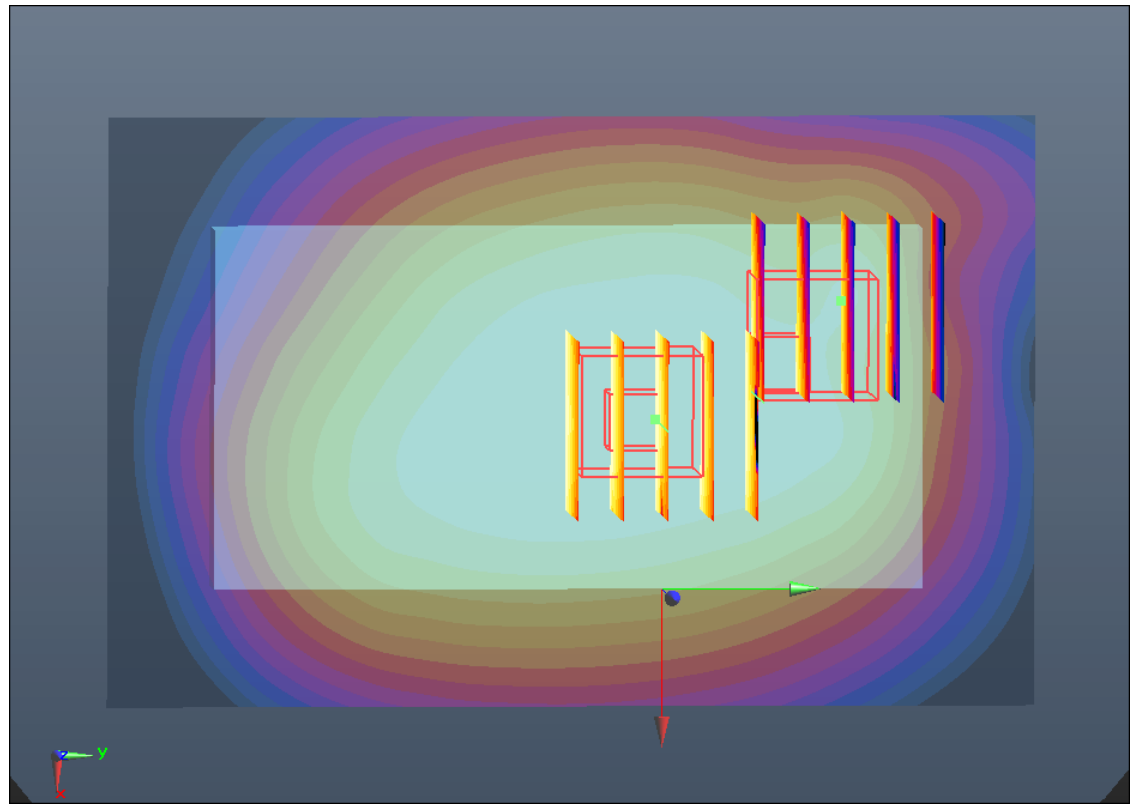
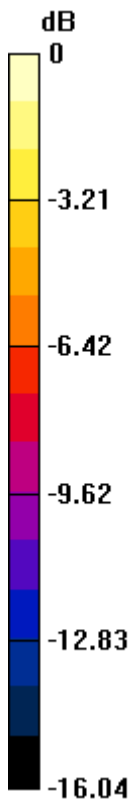
**DASY5 Configuration:**

- Probe: EX3DV4 - SN3857; ConvF(8.98, 8.98, 8.98); Calibrated: 2012-6-20
- Sensor-Surface: 4mm (Mechanical Surface Detection)
- Electronics: DAE4 Sn1210; Calibrated: 2011-11-18
- Phantom: SAM2; Type: SAM; Serial: TP-1477
- Measurement SW: DASY52, Version 52.8 (2); SEMCAD X Version 14.4.5 (3634)

**Ch777/Area Scan (71x111x1):** Measurement grid: dx=15mm, dy=15mm  
Maximum value of SAR (interpolated) = 0.897 mW/g

**Ch777/Zoom Scan (5x5x7)/Cube 0:** Measurement grid: dx=8mm, dy=8mm, dz=5mm  
Reference Value = 29.280 V/m; Power Drift = 0.07 dB  
Peak SAR (extrapolated) = 1.302 W/kg  
**SAR(1 g) = 0.841 mW/g; SAR(10 g) = 0.650 mW/g**  
Maximum value of SAR (measured) = 0.874 mW/g

**Ch777/Zoom Scan (5x5x7)/Cube 1:** Measurement grid: dx=8mm, dy=8mm, dz=5mm  
Reference Value = 29.280 V/m; Power Drift = 0.07 dB  
Peak SAR (extrapolated) = 0.968 W/kg  
**SAR(1 g) = 0.648 mW/g; SAR(10 g) = 0.397 mW/g**  
Maximum value of SAR (measured) = 0.803 mW/g



0 dB = 0.800mW/g

**#77 CDMA2000 BC0\_RTAP153.6\_Back\_1cm\_Ch1013\_Headset**

**DUT: 270338**

Communication System: CDMA2000; Frequency: 824.7 MHz; Duty Cycle: 1:1

Medium: MSL\_835\_120910 Medium parameters used:  $f = 825$  MHz;  $\sigma = 0.965$  mho/m;  $\epsilon_r = 54.193$ ;

$\rho = 1000$  kg/m<sup>3</sup>

Ambient Temperature : 23.1 °C ; Liquid Temperature : 21.2 °C

**DASY5 Configuration:**

- Probe: EX3DV4 - SN3857; ConvF(8.98, 8.98, 8.98); Calibrated: 2012-6-20
- Sensor-Surface: 4mm (Mechanical Surface Detection)
- Electronics: DAE4 Sn1210; Calibrated: 2011-11-18
- Phantom: SAM2; Type: SAM; Serial: TP-1477
- Measurement SW: DASY52, Version 52.8 (2); SEMCAD X Version 14.4.5 (3634)

**Ch1013/Area Scan (71x111x1):** Measurement grid: dx=15mm, dy=15mm

Maximum value of SAR (interpolated) = 0.917 mW/g

**Ch1013/Zoom Scan (5x5x7)/Cube 0:** Measurement grid: dx=8mm, dy=8mm, dz=5mm

Reference Value = 29.416 V/m; Power Drift = 0.07 dB

Peak SAR (extrapolated) = 1.134 W/kg

**SAR(1 g) = 0.868 mW/g; SAR(10 g) = 0.610 mW/g**

Maximum value of SAR (measured) = 0.901 mW/g

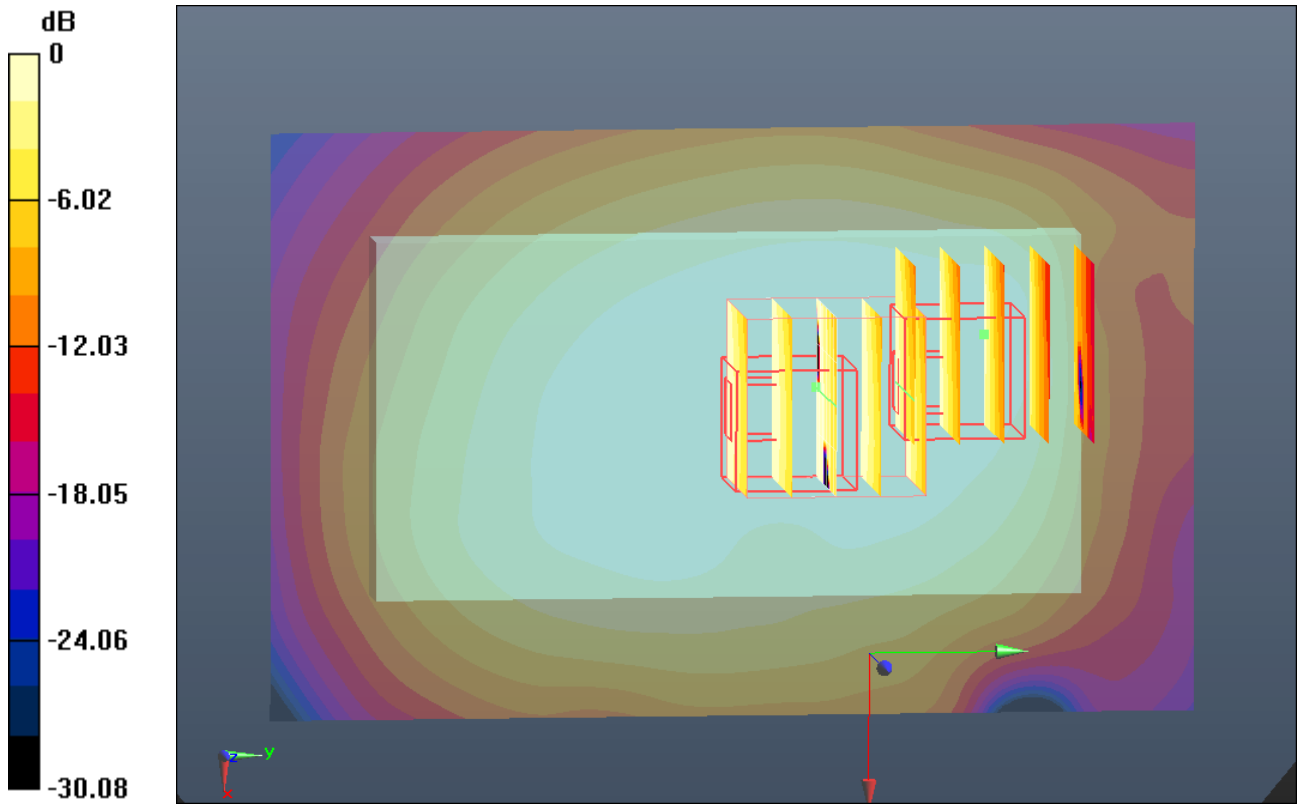
**Ch1013/Zoom Scan (5x5x7)/Cube 1:** Measurement grid: dx=8mm, dy=8mm, dz=5mm

Reference Value = 29.416 V/m; Power Drift = 0.07 dB

Peak SAR (extrapolated) = 0.970 W/kg

**SAR(1 g) = 0.664 mW/g; SAR(10 g) = 0.441 mW/g**

Maximum value of SAR (measured) = 0.783 mW/g



0 dB = 0.780mW/g

## #78 CDMA2000 BC0\_RTAP153.6\_Back\_1cm\_Ch384\_Headset

### DUT: 270338

Communication System: CDMA2000; Frequency: 836.52 MHz; Duty Cycle: 1:1

Medium: MSL\_835\_120910 Medium parameters used:  $f = 837$  MHz;  $\sigma = 0.976$  mho/m;  $\epsilon_r = 54.092$ ;

$\rho = 1000$  kg/m<sup>3</sup>

Ambient Temperature : 23.1 °C ; Liquid Temperature : 21.2 °C

#### DASY5 Configuration:

- Probe: EX3DV4 - SN3857; ConvF(8.98, 8.98, 8.98); Calibrated: 2012-6-20
- Sensor-Surface: 4mm (Mechanical Surface Detection)
- Electronics: DAE4 Sn1210; Calibrated: 2011-11-18
- Phantom: SAM2; Type: SAM; Serial: TP-1477
- Measurement SW: DASY52, Version 52.8 (2); SEMCAD X Version 14.4.5 (3634)

**Ch384/Area Scan (71x111x1):** Measurement grid: dx=15mm, dy=15mm

Maximum value of SAR (interpolated) = 0.878 mW/g

**Ch384/Zoom Scan (5x5x7)/Cube 0:** Measurement grid: dx=8mm, dy=8mm, dz=5mm

Reference Value = 28.924 V/m; Power Drift = 0.16 dB

Peak SAR (extrapolated) = 1.071 W/kg

**SAR(1 g) = 0.821 mW/g; SAR(10 g) = 0.617 mW/g**

Maximum value of SAR (measured) = 0.856 mW/g

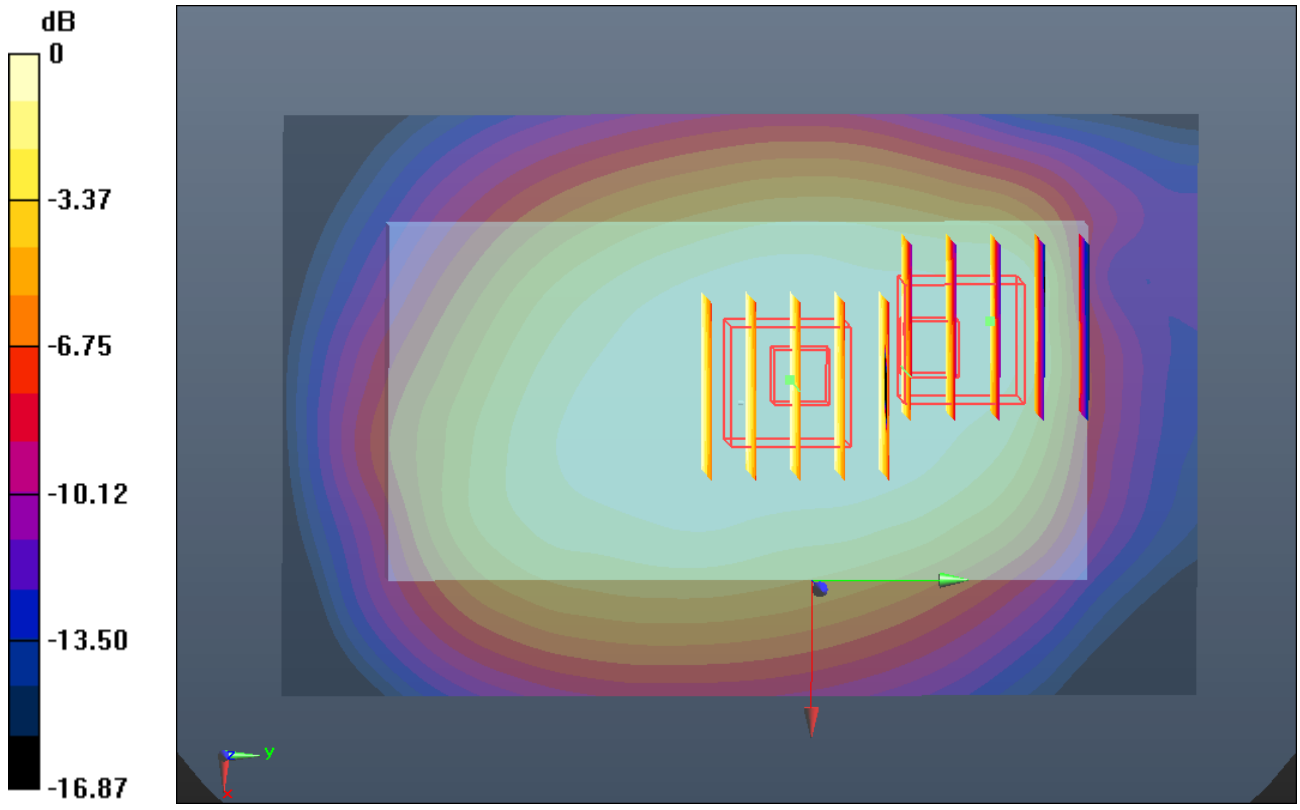
**Ch384/Zoom Scan (5x5x7)/Cube 1:** Measurement grid: dx=8mm, dy=8mm, dz=5mm

Reference Value = 28.924 V/m; Power Drift = 0.16 dB

Peak SAR (extrapolated) = 1.057 W/kg

**SAR(1 g) = 0.634 mW/g; SAR(10 g) = 0.420 mW/g**

Maximum value of SAR (measured) = 0.752 mW/g



0 dB = 0.750mW/g

## #79 CDMA2000 BC0\_RTAP153.6\_Back\_1cm\_Ch777\_Headset

### DUT: 270338

Communication System: CDMA2000; Frequency: 848.31 MHz; Duty Cycle: 1:1  
Medium: MSL\_835\_120910 Medium parameters used:  $f = 848.31$  MHz;  $\sigma = 0.986$  mho/m;  $\epsilon_r = 53.989$ ;  $\rho = 1000$  kg/m<sup>3</sup>  
Ambient Temperature : 23.1 °C ; Liquid Temperature : 21.2 °C

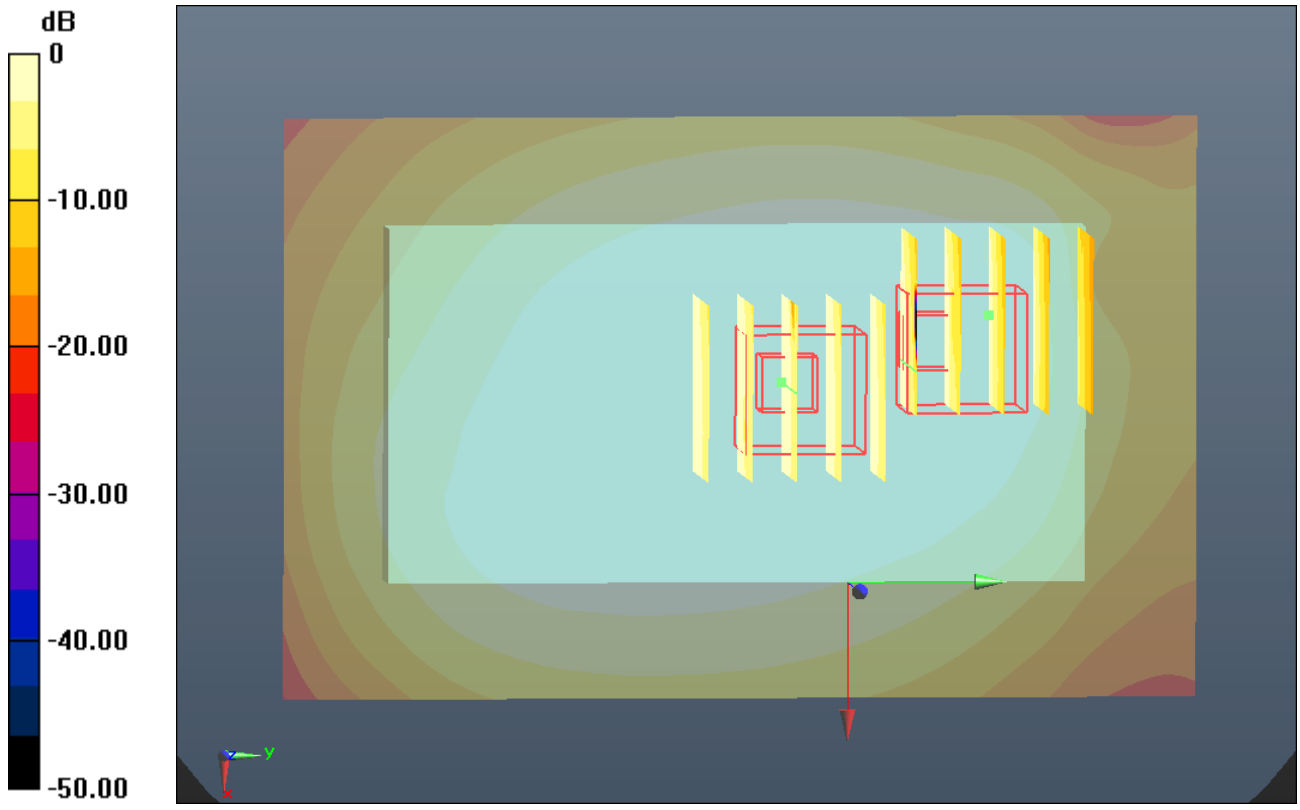
#### DASY5 Configuration:

- Probe: EX3DV4 - SN3857; ConvF(8.98, 8.98, 8.98); Calibrated: 2012-6-20
- Sensor-Surface: 4mm (Mechanical Surface Detection)
- Electronics: DAE4 Sn1210; Calibrated: 2011-11-18
- Phantom: SAM2; Type: SAM; Serial: TP-1477
- Measurement SW: DASY52, Version 52.8 (2); SEMCAD X Version 14.4.5 (3634)

**Ch777/Area Scan (71x111x1):** Measurement grid: dx=15mm, dy=15mm  
Maximum value of SAR (interpolated) = 0.831 mW/g

**Ch777/Zoom Scan (5x5x7)/Cube 0:** Measurement grid: dx=8mm, dy=8mm, dz=5mm  
Reference Value = 29.071 V/m; Power Drift = -0.07 dB  
Peak SAR (extrapolated) = 0.997 W/kg  
**SAR(1 g) = 0.788 mW/g; SAR(10 g) = 0.592 mW/g**  
Maximum value of SAR (measured) = 0.821 mW/g

**Ch777/Zoom Scan (5x5x7)/Cube 1:** Measurement grid: dx=8mm, dy=8mm, dz=5mm  
Reference Value = 29.071 V/m; Power Drift = -0.07 dB  
Peak SAR (extrapolated) = 0.976 W/kg  
**SAR(1 g) = 0.588 mW/g; SAR(10 g) = 0.392 mW/g**  
Maximum value of SAR (measured) = 0.699 mW/g



0 dB = 0.700mW/g

**#80 CDMA2000 BC0\_RTAP153.6\_Left Side\_1cm\_Ch1013**

**DUT: 270338**

Communication System: CDMA2000; Frequency: 824.7 MHz; Duty Cycle: 1:1

Medium: MSL\_835\_120910 Medium parameters used:  $f = 825$  MHz;  $\sigma = 0.965$  mho/m;  $\epsilon_r = 54.193$ ;

$\rho = 1000$  kg/m<sup>3</sup>

Ambient Temperature : 23.1 °C ; Liquid Temperature : 21.2 °C

**DASY5 Configuration:**

- Probe: EX3DV4 - SN3857; ConvF(8.98, 8.98, 8.98); Calibrated: 2012-6-20
- Sensor-Surface: 4mm (Mechanical Surface Detection)
- Electronics: DAE4 Sn1210; Calibrated: 2011-11-18
- Phantom: SAM2; Type: SAM; Serial: TP-1477
- Measurement SW: DASY52, Version 52.8 (2); SEMCAD X Version 14.4.5 (3634)

**Ch1013/Area Scan (31x111x1):** Measurement grid: dx=15mm, dy=15mm

Maximum value of SAR (interpolated) = 0.738 mW/g

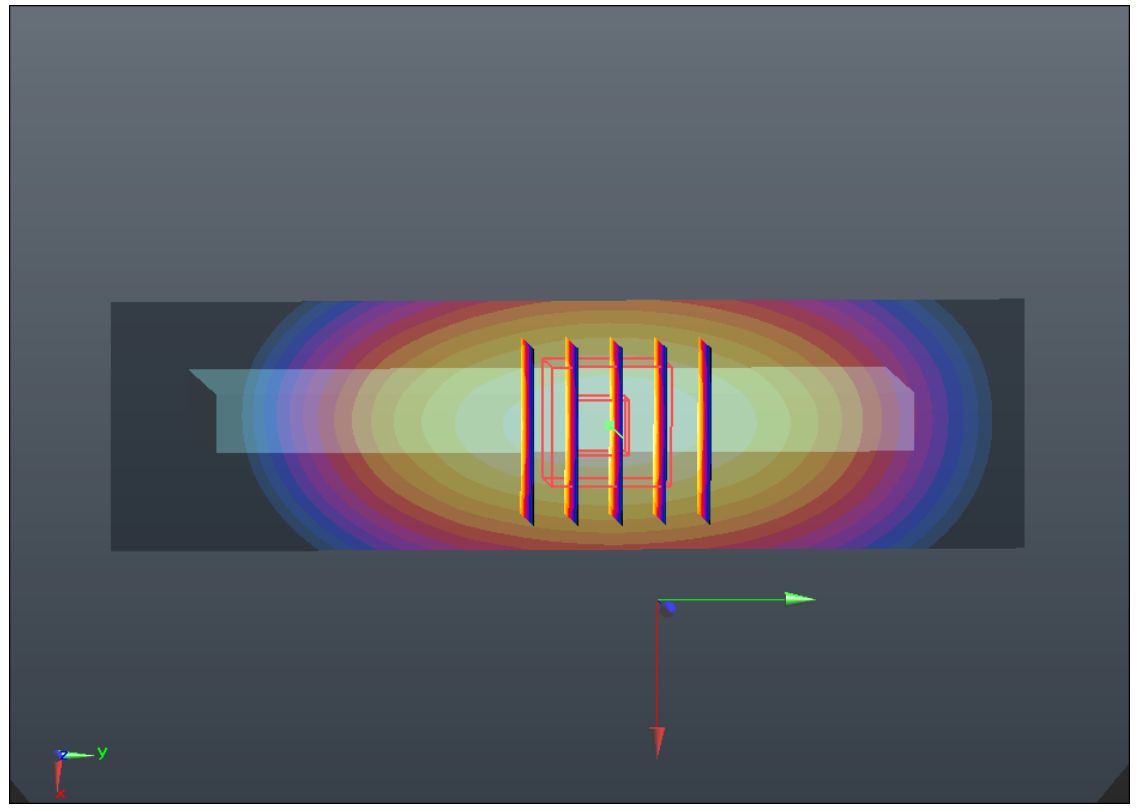
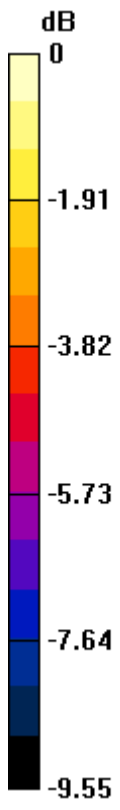
**Ch1013/Zoom Scan (5x5x7)/Cube 0:** Measurement grid: dx=8mm, dy=8mm, dz=5mm

Reference Value = 27.949 V/m; Power Drift = -0.02 dB

Peak SAR (extrapolated) = 0.974 W/kg

**SAR(1 g) = 0.699 mW/g; SAR(10 g) = 0.479 mW/g**

Maximum value of SAR (measured) = 0.749 mW/g



0 dB = 0.750mW/g

**#81 CDMA2000 BC0\_RTAP153.6\_Right Side\_1cm\_Ch1013**

**DUT: 270338**

Communication System: CDMA2000; Frequency: 824.7 MHz; Duty Cycle: 1:1

Medium: MSL\_835\_120910 Medium parameters used:  $f = 825$  MHz;  $\sigma = 0.965$  mho/m;  $\epsilon_r = 54.193$ ;

$\rho = 1000$  kg/m<sup>3</sup>

Ambient Temperature : 23.1 °C ; Liquid Temperature : 21.2 °C

DASY5 Configuration:

- Probe: EX3DV4 - SN3857; ConvF(8.98, 8.98, 8.98); Calibrated: 2012-6-20
- Sensor-Surface: 4mm (Mechanical Surface Detection)
- Electronics: DAE4 Sn1210; Calibrated: 2011-11-18
- Phantom: SAM2; Type: SAM; Serial: TP-1477
- Measurement SW: DASY52, Version 52.8 (2); SEMCAD X Version 14.4.5 (3634)

**Ch1013/Area Scan (31x111x1):** Measurement grid: dx=15mm, dy=15mm

Maximum value of SAR (interpolated) = 0.915 mW/g

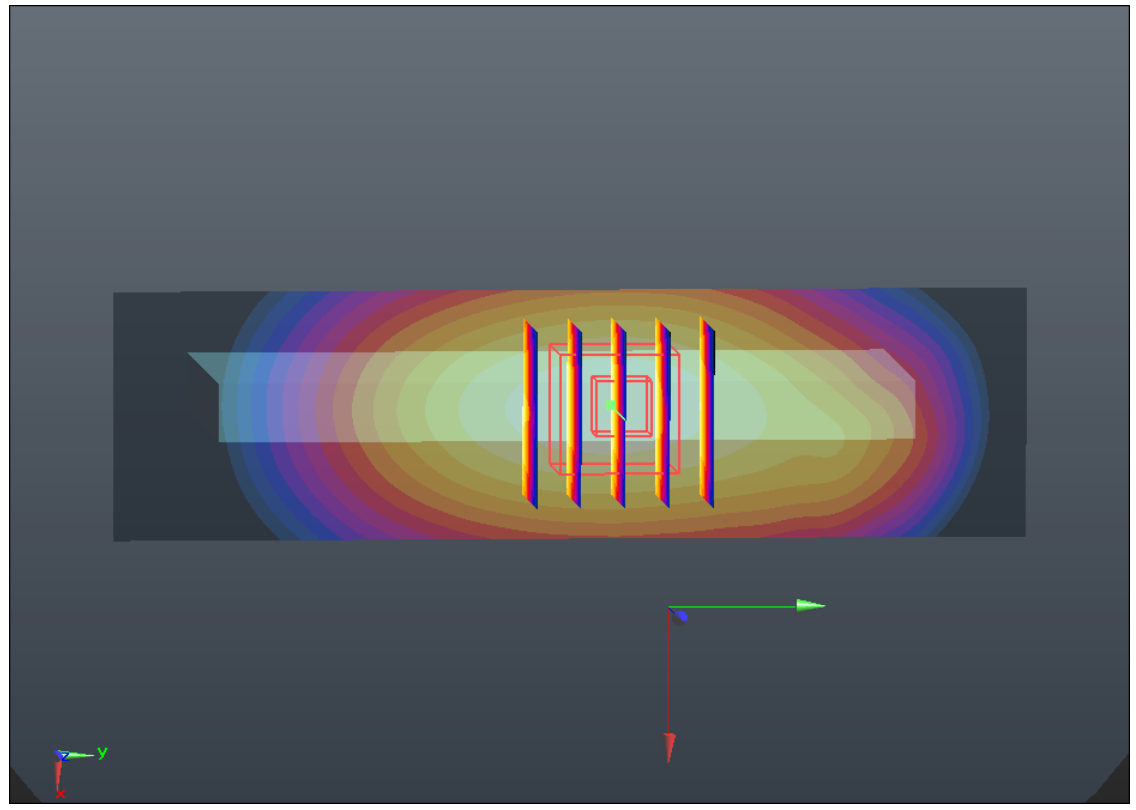
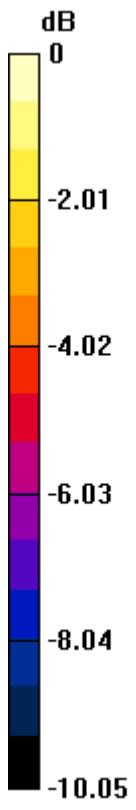
**Ch1013/Zoom Scan (5x5x7)/Cube 0:** Measurement grid: dx=8mm, dy=8mm, dz=5mm

Reference Value = 30.885 V/m; Power Drift = -0.06 dB

Peak SAR (extrapolated) = 1.200 W/kg

**SAR(1 g) = 0.858 mW/g; SAR(10 g) = 0.588 mW/g**

Maximum value of SAR (measured) = 0.918 mW/g



0 dB = 0.920mW/g

**#82 CDMA2000 BC0\_RTAP153.6\_Right Side\_1cm\_Ch384**

**DUT: 270338**

Communication System: CDMA2000; Frequency: 836.52 MHz; Duty Cycle: 1:1

Medium: MSL\_835\_120910 Medium parameters used:  $f = 837$  MHz;  $\sigma = 0.976$  mho/m;  $\epsilon_r = 54.092$ ;

$\rho = 1000$  kg/m<sup>3</sup>

Ambient Temperature : 23.1 °C ; Liquid Temperature : 21.2 °C

DASY5 Configuration:

- Probe: EX3DV4 - SN3857; ConvF(8.98, 8.98, 8.98); Calibrated: 2012-6-20
- Sensor-Surface: 4mm (Mechanical Surface Detection)
- Electronics: DAE4 Sn1210; Calibrated: 2011-11-18
- Phantom: SAM2; Type: SAM; Serial: TP-1477
- Measurement SW: DASY52, Version 52.8 (2); SEMCAD X Version 14.4.5 (3634)

**Ch384/Area Scan (31x111x1):** Measurement grid: dx=15mm, dy=15mm

Maximum value of SAR (interpolated) = 0.833 mW/g

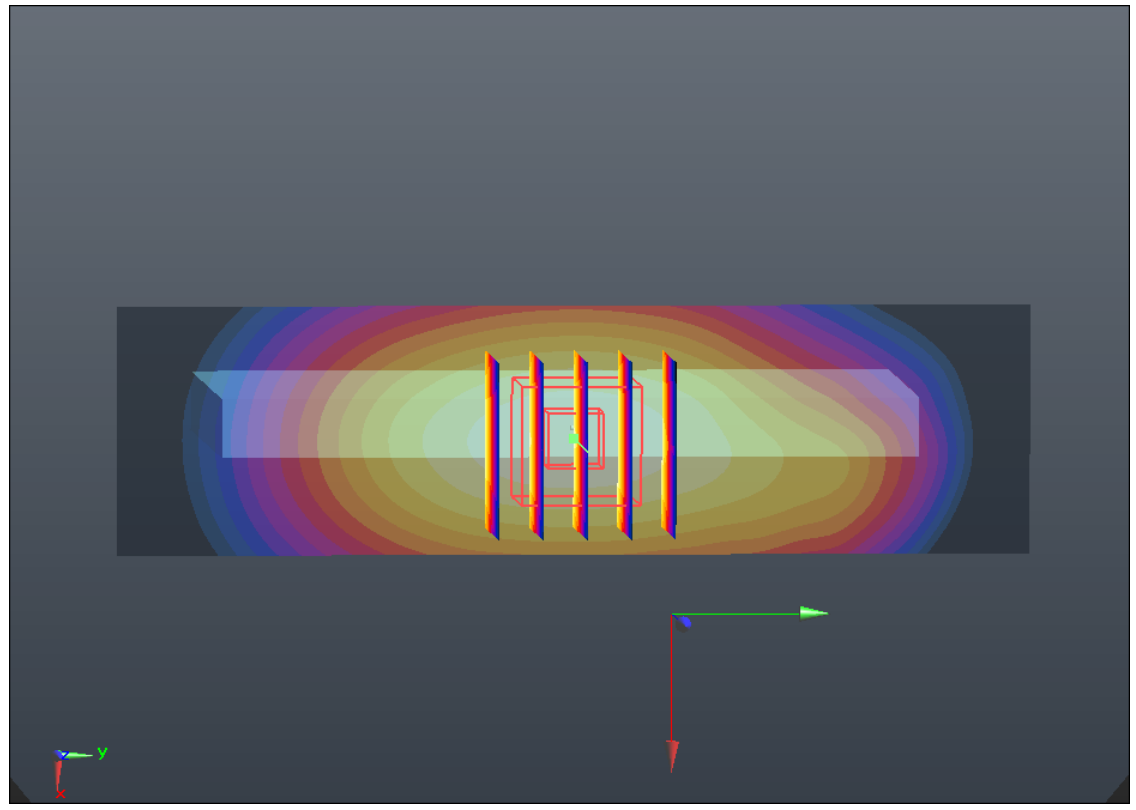
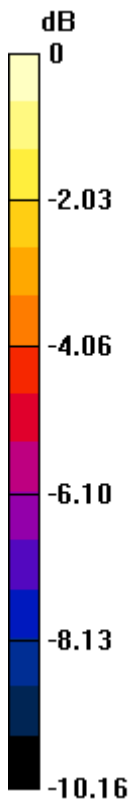
**Ch384/Zoom Scan (5x5x7)/Cube 0:** Measurement grid: dx=8mm, dy=8mm, dz=5mm

Reference Value = 29.701 V/m; Power Drift = -0.14 dB

Peak SAR (extrapolated) = 1.091 W/kg

**SAR(1 g) = 0.786 mW/g; SAR(10 g) = 0.540 mW/g**

Maximum value of SAR (measured) = 0.841 mW/g



0 dB = 0.840mW/g

**#83 CDMA2000 BC0\_RTAP153.6\_Right Side\_1cm\_Ch777**

**DUT: 270338**

Communication System: CDMA2000; Frequency: 848.31 MHz; Duty Cycle: 1:1

Medium: MSL\_835\_120910 Medium parameters used:  $f = 848.31$  MHz;  $\sigma = 0.986$  mho/m;  $\epsilon_r =$

$53.989$ ;  $\rho = 1000$  kg/m<sup>3</sup>

Ambient Temperature : 23.1 °C ; Liquid Temperature : 21.2 °C

DASY5 Configuration:

- Probe: EX3DV4 - SN3857; ConvF(8.98, 8.98, 8.98); Calibrated: 2012-6-20

- Sensor-Surface: 4mm (Mechanical Surface Detection)

- Electronics: DAE4 Sn1210; Calibrated: 2011-11-18

- Phantom: SAM2; Type: SAM; Serial: TP-1477

- Measurement SW: DASY52, Version 52.8 (2); SEMCAD X Version 14.4.5 (3634)

**Ch777/Area Scan (31x111x1):** Measurement grid: dx=15mm, dy=15mm

Maximum value of SAR (interpolated) = 0.752 mW/g

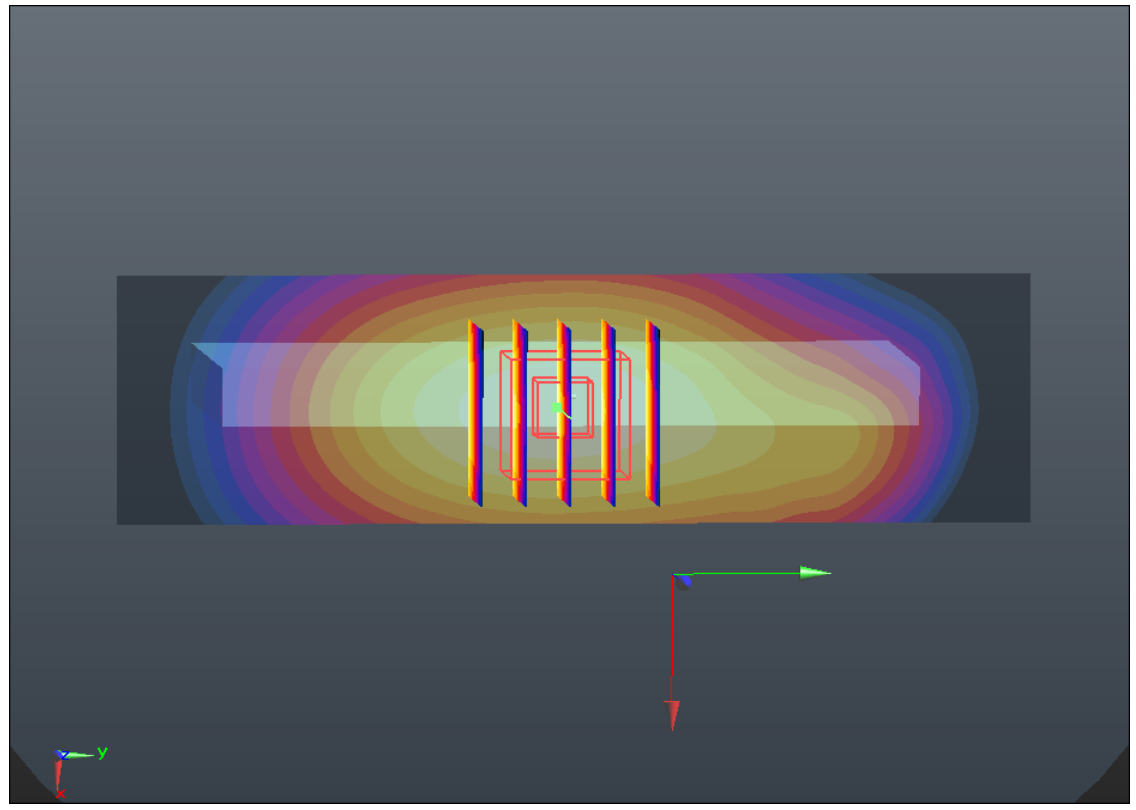
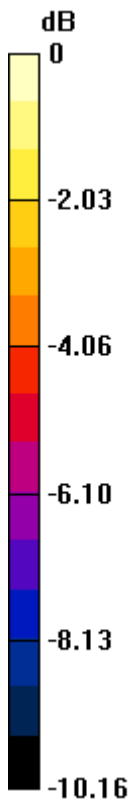
**Ch777/Zoom Scan (5x5x7)/Cube 0:** Measurement grid: dx=8mm, dy=8mm, dz=5mm

Reference Value = 27.918 V/m; Power Drift = -0.07 dB

Peak SAR (extrapolated) = 0.995 W/kg

**SAR(1 g) = 0.707 mW/g; SAR(10 g) = 0.484 mW/g**

Maximum value of SAR (measured) = 0.759 mW/g



0 dB = 0.760mW/g

**#84 CDMA2000 BC0\_RTAP153.6\_Top Side\_1cm\_Ch1013**

**DUT: 270338**

Communication System: CDMA2000; Frequency: 824.7 MHz; Duty Cycle: 1:1

Medium: MSL\_835\_120910 Medium parameters used:  $f = 825$  MHz;  $\sigma = 0.965$  mho/m;  $\epsilon_r = 54.193$ ;

$\rho = 1000$  kg/m<sup>3</sup>

Ambient Temperature : 23.1 °C ; Liquid Temperature : 21.2 °C

DASY5 Configuration:

- Probe: EX3DV4 - SN3857; ConvF(8.98, 8.98, 8.98); Calibrated: 2012-6-20
- Sensor-Surface: 4mm (Mechanical Surface Detection)
- Electronics: DAE4 Sn1210; Calibrated: 2011-11-18
- Phantom: SAM2; Type: SAM; Serial: TP-1477
- Measurement SW: DASY52, Version 52.8 (2); SEMCAD X Version 14.4.5 (3634)

**Ch1013/Area Scan (31x111x1):** Measurement grid: dx=15mm, dy=15mm

Maximum value of SAR (interpolated) = 0.374 mW/g

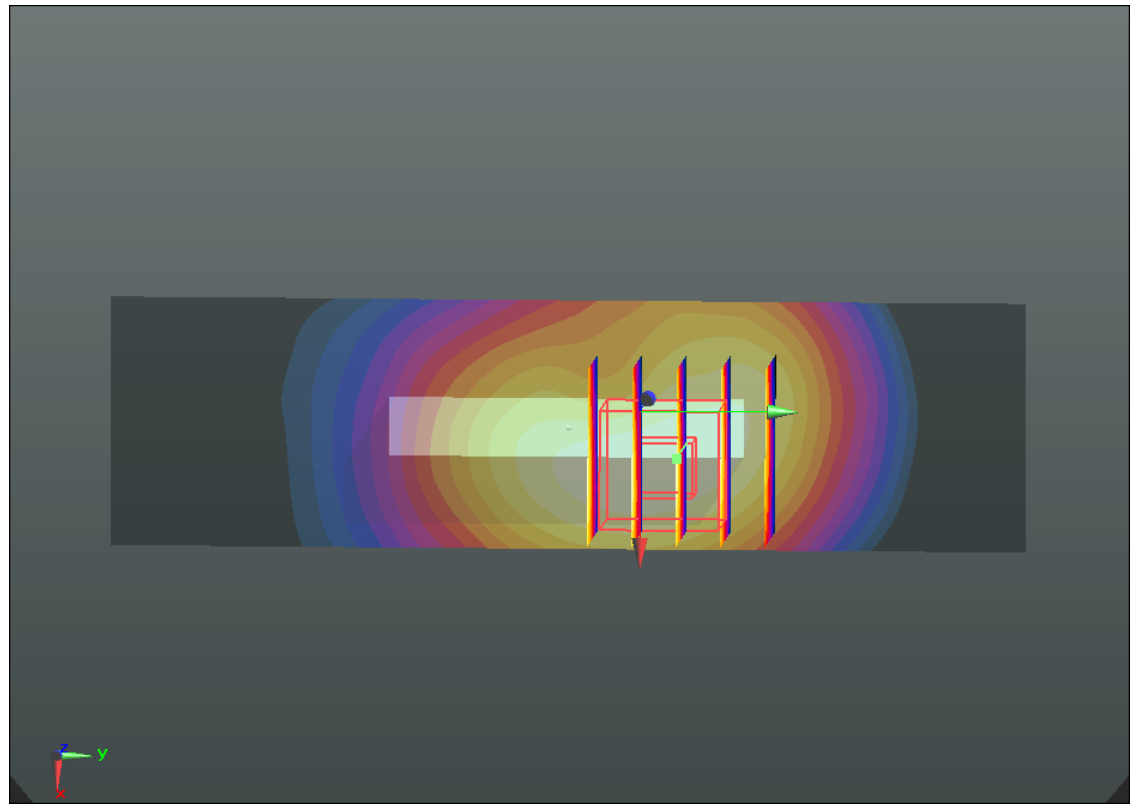
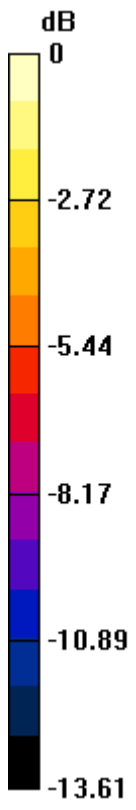
**Ch1013/Zoom Scan (5x5x7)/Cube 0:** Measurement grid: dx=8mm, dy=8mm, dz=5mm

Reference Value = 16.237 V/m; Power Drift = -0.09 dB

Peak SAR (extrapolated) = 0.542 W/kg

**SAR(1 g) = 0.329 mW/g; SAR(10 g) = 0.198 mW/g**

Maximum value of SAR (measured) = 0.364 mW/g



0 dB = 0.360mW/g

**#85 802.11b\_Front\_1cm\_Ch11**

**DUT: 270338**

Communication System: WIFI; Frequency: 2462 MHz; Duty Cycle: 1:1

Medium: MSL\_2450\_120915 Medium parameters used:  $f = 2462$  MHz;  $\sigma = 1.977$  mho/m;  $\epsilon_r =$

$53.795$ ;  $\rho = 1000$  kg/m<sup>3</sup>

Ambient Temperature : 23.5 °C ; Liquid Temperature : 21.5 °C

**DASY5 Configuration:**

- Probe: EX3DV4 - SN3857; ConvF(6.94, 6.94, 6.94); Calibrated: 2012-6-20
- Sensor-Surface: 4mm (Mechanical Surface Detection)
- Electronics: DAE4 Sn1210; Calibrated: 2011-11-18
- Phantom: SAM1; Type: SAM; Serial: TP-1479
- Measurement SW: DASY52, Version 52.8 (2); SEMCAD X Version 14.4.5 (3634)

**Ch11/Area Scan (71x111x1):** Measurement grid: dx=15mm, dy=15mm

Maximum value of SAR (interpolated) = 0.142 mW/g

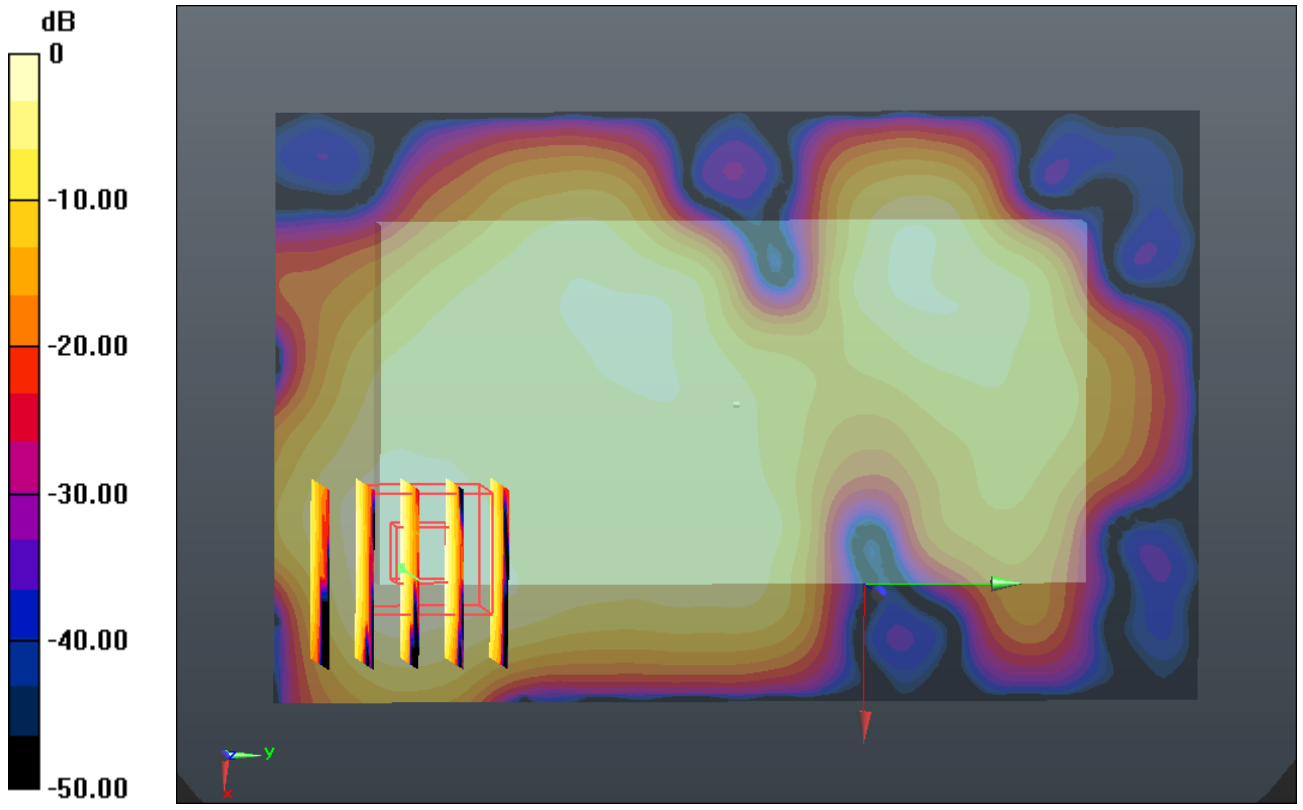
**Ch11/Zoom Scan (5x5x7)/Cube 0:** Measurement grid: dx=8mm, dy=8mm, dz=5mm

Reference Value = 4.498 V/m; Power Drift = -0.07 dB

Peak SAR (extrapolated) = 0.216 W/kg

**SAR(1 g) = 0.115 mW/g; SAR(10 g) = 0.056 mW/g**

Maximum value of SAR (measured) = 0.125 mW/g



0 dB = 0.130mW/g

**#86 802.11b\_Front\_1cm\_Ch11\_Headset**

**DUT: 270338**

Communication System: WIFI; Frequency: 2462 MHz; Duty Cycle: 1:1

Medium: MSL\_2450\_120915 Medium parameters used:  $f = 2462$  MHz;  $\sigma = 1.977$  mho/m;  $\epsilon_r =$

53.795;  $\rho = 1000$  kg/m<sup>3</sup>

Ambient Temperature : 23.5 °C ; Liquid Temperature : 21.5 °C

DASY5 Configuration:

- Probe: EX3DV4 - SN3857; ConvF(6.94, 6.94, 6.94); Calibrated: 2012-6-20
- Sensor-Surface: 4mm (Mechanical Surface Detection)
- Electronics: DAE4 Sn1210; Calibrated: 2011-11-18
- Phantom: SAM1; Type: SAM; Serial: TP-1479
- Measurement SW: DASY52, Version 52.8 (2); SEMCAD X Version 14.4.5 (3634)

**Ch11/Area Scan (71x111x1):** Measurement grid: dx=15mm, dy=15mm

Maximum value of SAR (interpolated) = 0.156 mW/g

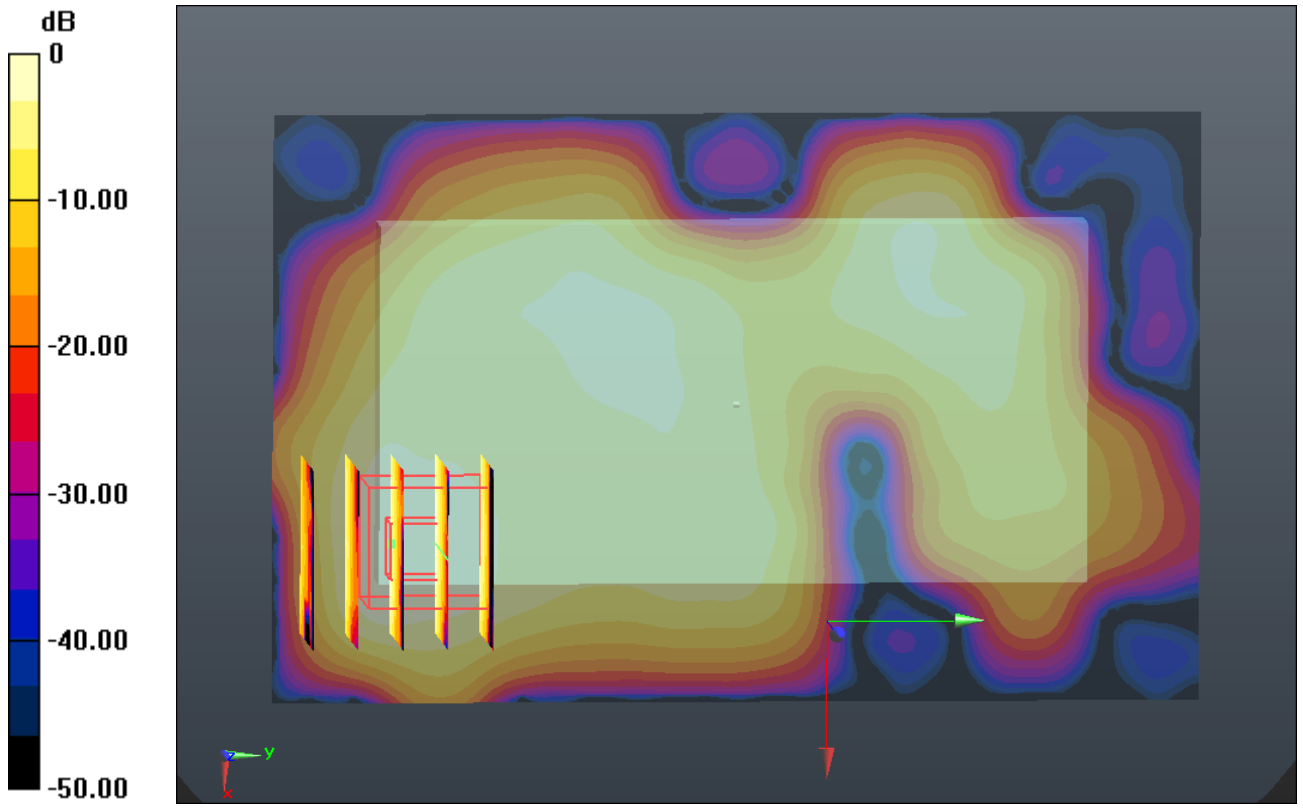
**Ch11/Zoom Scan (5x5x7)/Cube 0:** Measurement grid: dx=8mm, dy=8mm, dz=5mm

Reference Value = 4.137 V/m; Power Drift = 0.06 dB

Peak SAR (extrapolated) = 0.202 W/kg

**SAR(1 g) = 0.107 mW/g; SAR(10 g) = 0.051 mW/g**

Maximum value of SAR (measured) = 0.116 mW/g



0 dB = 0.120mW/g

**#87 802.11b\_Back\_1cm\_Ch11**

**DUT: 270338**

Communication System: WIFI; Frequency: 2462 MHz; Duty Cycle: 1:1

Medium: MSL\_2450\_120915 Medium parameters used:  $f = 2462$  MHz;  $\sigma = 1.977$  mho/m;  $\epsilon_r =$

$53.795$ ;  $\rho = 1000$  kg/m<sup>3</sup>

Ambient Temperature : 23.5 °C ; Liquid Temperature : 21.5 °C

**DASY5 Configuration:**

- Probe: EX3DV4 - SN3857; ConvF(6.94, 6.94, 6.94); Calibrated: 2012-6-20
- Sensor-Surface: 4mm (Mechanical Surface Detection)
- Electronics: DAE4 Sn1210; Calibrated: 2011-11-18
- Phantom: SAM1; Type: SAM; Serial: TP-1479
- Measurement SW: DASY52, Version 52.8 (2); SEMCAD X Version 14.4.5 (3634)

**Ch11/Area Scan (71x111x1):** Measurement grid: dx=15mm, dy=15mm

Maximum value of SAR (interpolated) = 0.142 mW/g

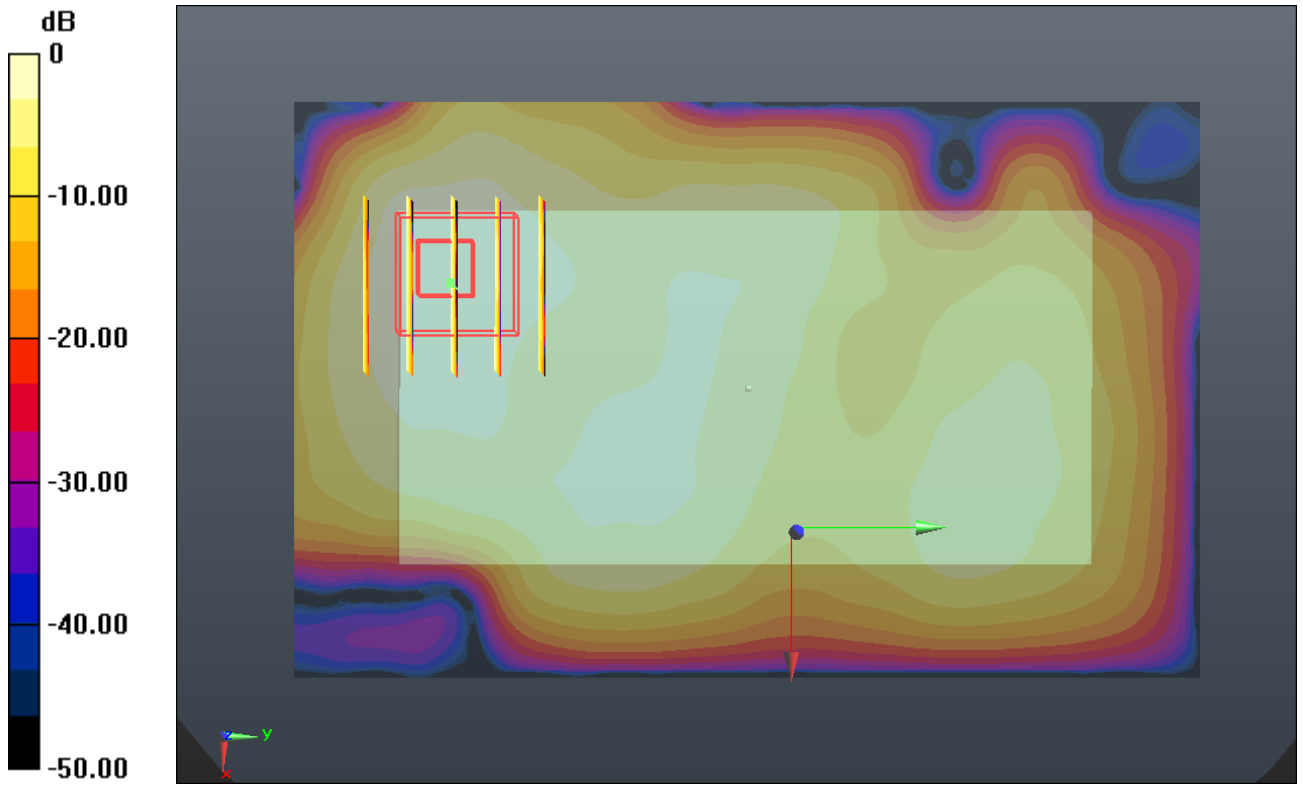
**Ch11/Zoom Scan (5x5x7)/Cube 0:** Measurement grid: dx=8mm, dy=8mm, dz=5mm

Reference Value = 5.046 V/m; Power Drift = 0.11 dB

Peak SAR (extrapolated) = 0.239 W/kg

**SAR(1 g) = 0.124 mW/g; SAR(10 g) = 0.063 mW/g**

Maximum value of SAR (measured) = 0.135 mW/g



0 dB = 0.130mW/g

**#87 802.11b\_Back\_1cm\_Ch11\_2D**

**DUT: 270338**

Communication System: WIFI; Frequency: 2462 MHz; Duty Cycle: 1:1

Medium: MSL\_2450\_120915 Medium parameters used:  $f = 2462$  MHz;  $\sigma = 1.977$  mho/m;  $\epsilon_r =$

$53.795$ ;  $\rho = 1000$  kg/m<sup>3</sup>

Ambient Temperature : 23.5 °C ; Liquid Temperature : 21.5 °C

DASY5 Configuration:

- Probe: EX3DV4 - SN3857; ConvF(6.94, 6.94, 6.94); Calibrated: 2012-6-20
- Sensor-Surface: 4mm (Mechanical Surface Detection)
- Electronics: DAE4 Sn1210; Calibrated: 2011-11-18
- Phantom: SAM1; Type: SAM; Serial: TP-1479
- Measurement SW: DASY52, Version 52.8 (2); SEMCAD X Version 14.4.5 (3634)

**Ch11/Area Scan (71x111x1):** Measurement grid: dx=15mm, dy=15mm

Maximum value of SAR (interpolated) = 0.142 mW/g

**Ch11/Zoom Scan (5x5x7)/Cube 0:** Measurement grid: dx=8mm, dy=8mm, dz=5mm

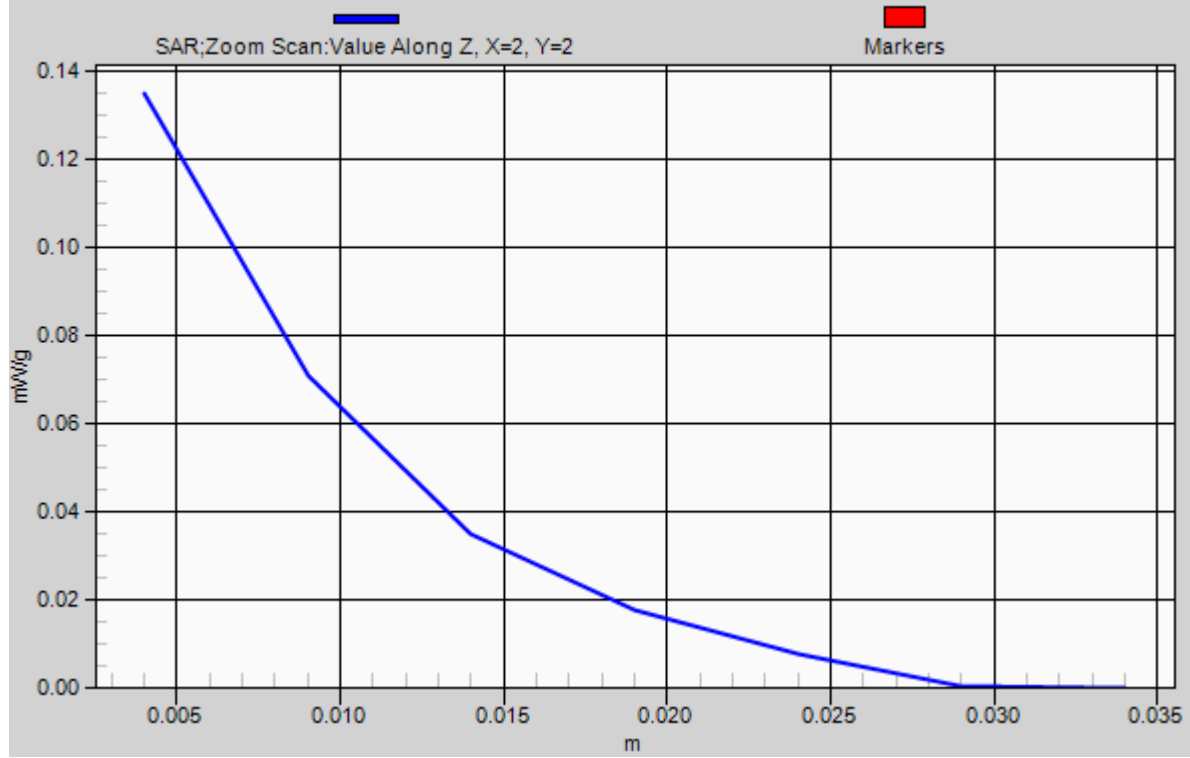
Reference Value = 5.046 V/m; Power Drift = 0.11 dB

Peak SAR (extrapolated) = 0.239 W/kg

**SAR(1 g) = 0.124 mW/g; SAR(10 g) = 0.063 mW/g**

Maximum value of SAR (measured) = 0.135 mW/g

# 1g/10g Averaged SAR



**#88 802.11b\_Right Side\_1cm\_Ch11**

**DUT: 270338**

Communication System: WIFI; Frequency: 2462 MHz; Duty Cycle: 1:1

Medium: MSL\_2450\_120915 Medium parameters used:  $f = 2462$  MHz;  $\sigma = 1.977$  mho/m;  $\epsilon_r =$

$53.795$ ;  $\rho = 1000$  kg/m<sup>3</sup>

Ambient Temperature : 23.5 °C ; Liquid Temperature : 21.5 °C

**DASY5 Configuration:**

- Probe: EX3DV4 - SN3857; ConvF(6.94, 6.94, 6.94); Calibrated: 2012-6-20

- Sensor-Surface: 4mm (Mechanical Surface Detection)

- Electronics: DAE4 Sn1210; Calibrated: 2011-11-18

- Phantom: SAM1; Type: SAM; Serial: TP-1479

- Measurement SW: DASY52, Version 52.8 (2); SEMCAD X Version 14.4.5 (3634)

**Ch11/Area Scan (31x11x1):** Measurement grid: dx=15mm, dy=15mm

Maximum value of SAR (interpolated) = 0.105 mW/g

**Ch11/Zoom Scan (5x5x7)/Cube 1:** Measurement grid: dx=8mm, dy=8mm, dz=5mm

Reference Value = 5.132 V/m; Power Drift = 0.03 dB

Peak SAR (extrapolated) = 0.128 W/kg

**SAR(1 g) = 0.076 mW/g; SAR(10 g) = 0.041 mW/g**

Maximum value of SAR (measured) = 0.083 mW/g

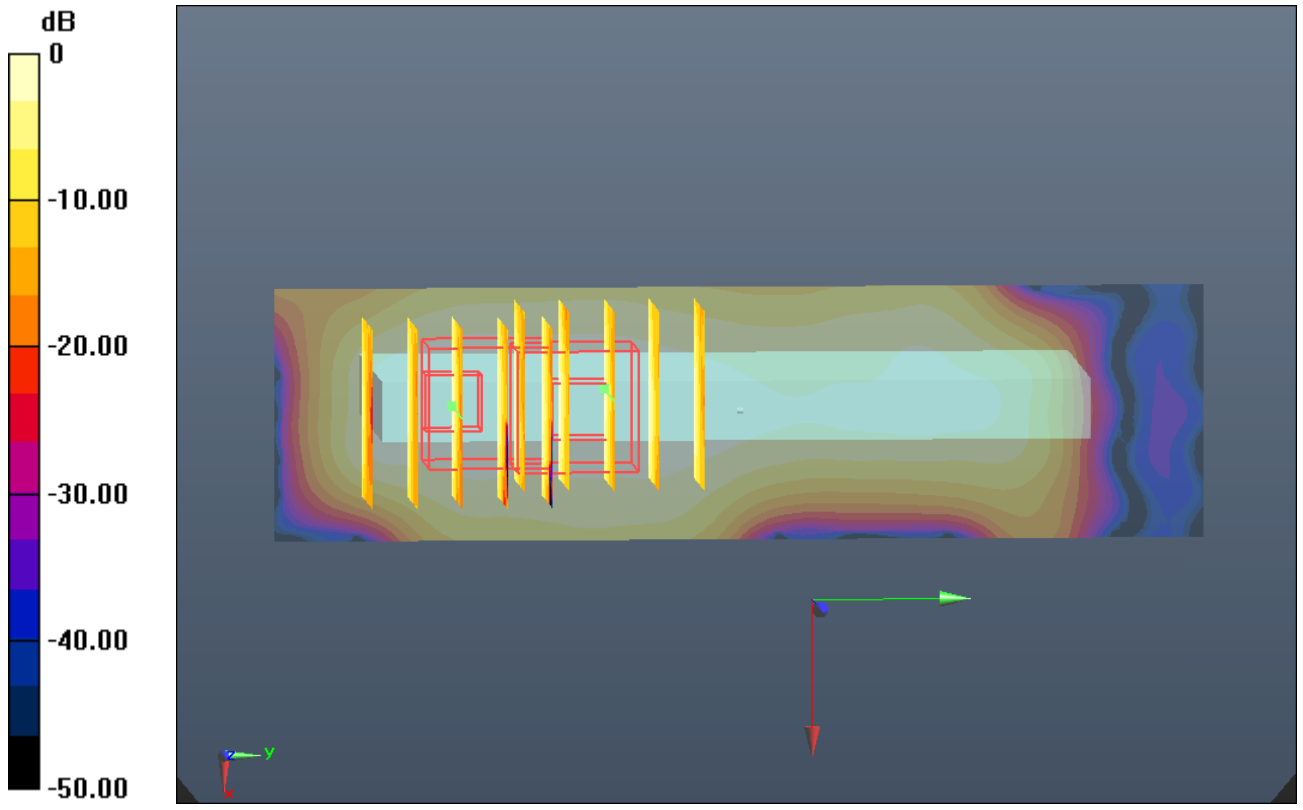
**Ch11/Zoom Scan (5x5x7)/Cube 0:** Measurement grid: dx=8mm, dy=8mm, dz=5mm

Reference Value = 5.132 V/m; Power Drift = 0.03 dB

Peak SAR (extrapolated) = 0.133 W/kg

**SAR(1 g) = 0.076 mW/g; SAR(10 g) = 0.038 mW/g**

Maximum value of SAR (measured) = 0.089 mW/g



0 dB = 0.090mW/g

**#89 802.11b\_Bottom Side\_1cm\_Ch11**

**DUT: 270338**

Communication System: WIFI; Frequency: 2462 MHz; Duty Cycle: 1:1

Medium: MSL\_2450\_120915 Medium parameters used:  $f = 2462$  MHz;  $\sigma = 1.977$  mho/m;  $\epsilon_r =$

$53.795$ ;  $\rho = 1000$  kg/m<sup>3</sup>

Ambient Temperature : 23.5 °C ; Liquid Temperature : 21.5 °C

DASY5 Configuration:

- Probe: EX3DV4 - SN3857; ConvF(6.94, 6.94, 6.94); Calibrated: 2012-6-20
- Sensor-Surface: 4mm (Mechanical Surface Detection)
- Electronics: DAE4 Sn1210; Calibrated: 2011-11-18
- Phantom: SAM1; Type: SAM; Serial: TP-1479
- Measurement SW: DASY52, Version 52.8 (2); SEMCAD X Version 14.4.5 (3634)

**Ch11/Area Scan (31x71x1):** Measurement grid: dx=15mm, dy=15mm

Maximum value of SAR (interpolated) = 0.087 mW/g

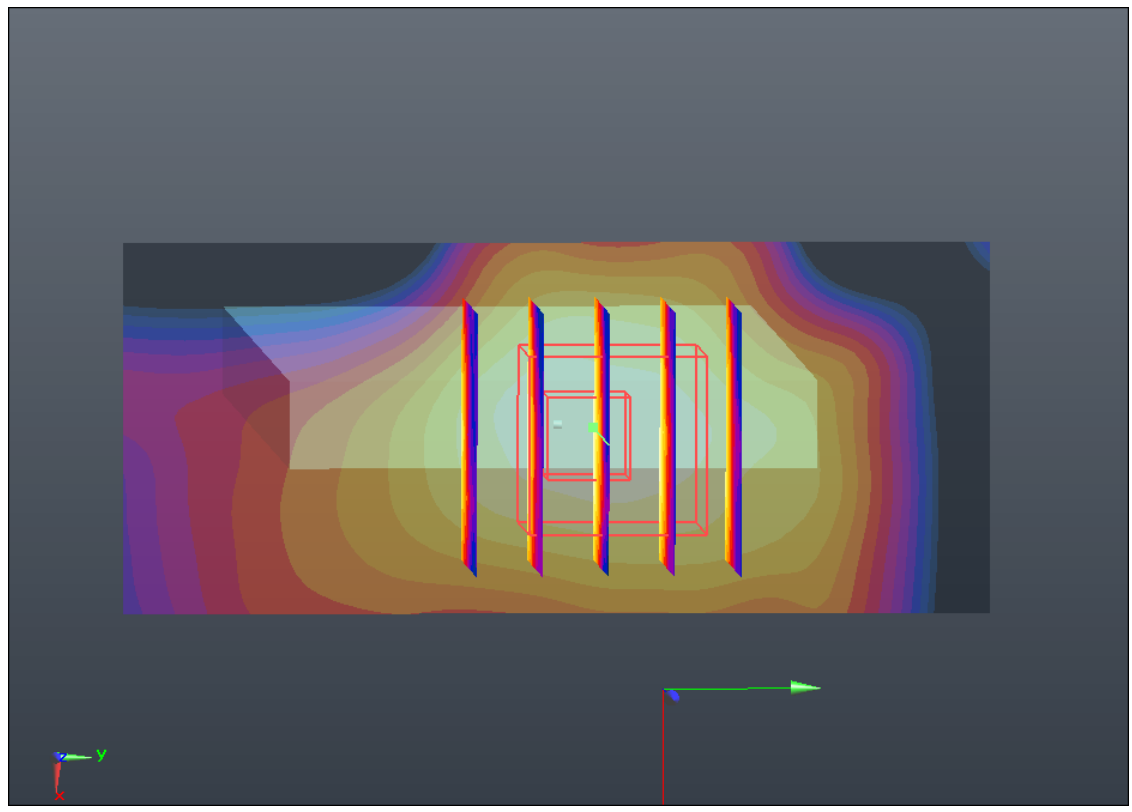
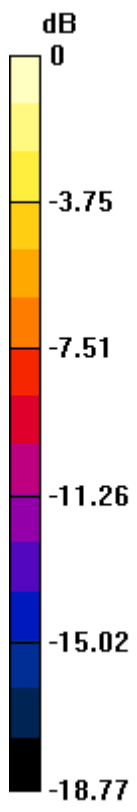
**Ch11/Zoom Scan (5x5x7)/Cube 0:** Measurement grid: dx=8mm, dy=8mm, dz=5mm

Reference Value = 6.721 V/m; Power Drift = 0.12 dB

Peak SAR (extrapolated) = 0.140 W/kg

**SAR(1 g) = 0.080 mW/g; SAR(10 g) = 0.042 mW/g**

Maximum value of SAR (measured) = 0.090 mW/g



0 dB = 0.090mW/g