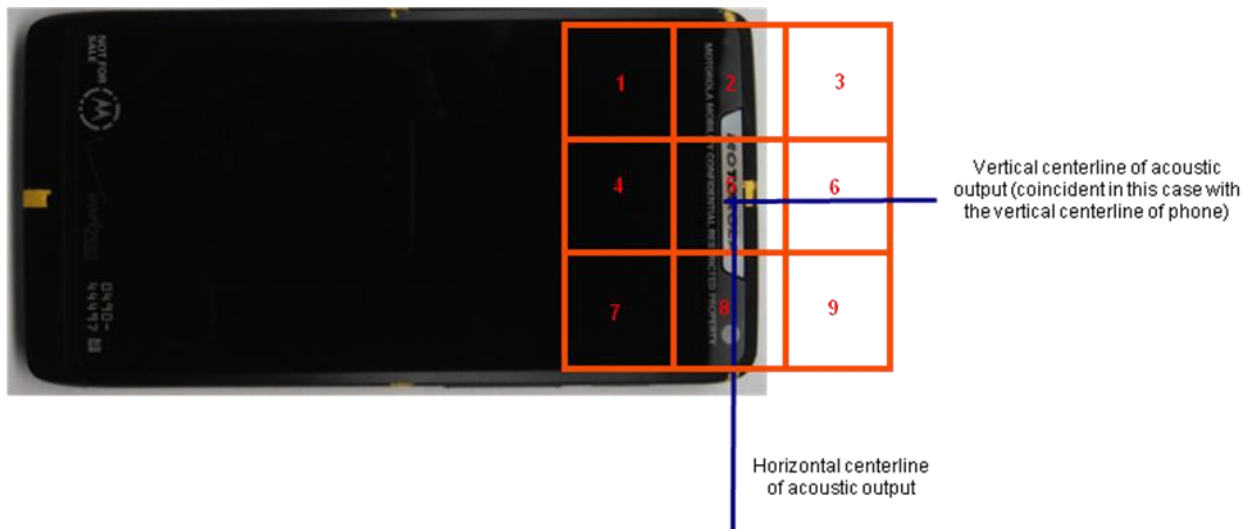




Pictures of Test Setup for HAC Testing IHDT56NS1



**Figure 1. Phone Front**



**Figure 2. Phone Front - Orientation and Measurement Plane for RF Emissions Testing**




Figure 4. Positioning and Measurement for RF Emissions




Figure 5. Coordinate Axis for T-coil Measurements

■ Axial at (-4.3, 0.4)      ■ Radial 1 at (-11.6, 1.2)      ■ Radial 2 at (-3.6, 7.2)



Figure 6. Location of Measured Points for T-coil measurements




Figure 7. Positioning and Measurement for T-coil