



PCTEST ENGINEERING LABORATORY, INC.

6660-B Dobbin Road, Columbia, MD 21045 USA
Tel. 410.290.6652 / Fax 410.290.6654
http://www.pctestlab.com



MEASUREMENT REPORT FCC Part 24 & 27 / IC RSS-133/RSS-139

Applicant Name:
Motorola Mobility, Inc.
8000 West Sunrise Blvd.
Plantation, FL 33322
United States

Date of Testing:
May 16-22, 2012
Test Site/Location:
PCTEST Lab, Columbia, MD, USA
Test Report Serial No.:
0Y1205110675.IHD

FCC ID:	IHDT56NQ2
APPLICANT:	MOTOROLA MOBILITY, INC.

Application Type: Certification
Model(s): IRON ROCK
EUT Type: Portable Handset
FCC Classification: PCS Licensed Transmitter Held to Ear (PCE)
FCC Rule Part(s): §2; §24(E), §27(L)
IC Specification(s): RSS-133 Issue 5; RSS-139 Issue 2
Test Procedure(s): ANSI/TIA-603-C-2004
Test Device Serial No.: identical prototype [S/N: 24979]

Mode	Tx Frequency (MHz)	Emission Designator	ERP/EIRP	
			Max. Power (W)	Max. Power (dBm)
GSM1900	1850.2 - 1909.8	245KGXW	0.846	29.28
EDGE1900	1850.2 - 1909.8	247KG7W	0.490	26.90
WCDMA1700	1712.4 - 1752.5	4M14F9W	0.101	20.06
WCDMA1900	1852.4 - 1907.6	4M14F9W	0.232	23.66

This equipment has been shown to be capable of compliance with the applicable technical standards as indicated in the measurement report and was tested in accordance with the measurement procedures specified in §2.947. Test results reported herein relate only to the item(s) tested.

I attest to the accuracy of data. All measurements reported herein were performed by me or were made under my supervision and are correct to the best of my knowledge and belief. I assume full responsibility for the completeness of these measurements and vouch for the qualifications of all persons taking them.

PCTEST certifies that no party to this application has been subject to a denial of Federal benefits that includes FCC benefits pursuant to Section 5301 of the Anti-Drug Abuse Act of 1988, 21 U.S.C. 862.



Randy Ortanez
President

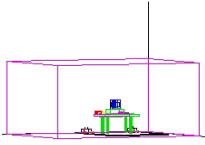


FCC ID: IHDT56NQ2		FCC Pt. 24/27 GSM / EDGE / WCDMA MEASUREMENT REPORT (CERTIFICATION)		Reviewed by: Quality Manager
Test Report S/N: 0Y1205110675.IHD	Test Dates: May 16-22, 2012	EUT Type: Portable Handset		Page 1 of 49

T A B L E O F C O N T E N T S

FCC PART 24 & 27 MEASUREMENT REPORT.....		3
1.0	INTRODUCTION	4
1.1	SCOPE	4
1.2	TESTING FACILITY	4
2.0	PRODUCT INFORMATION.....	5
2.1	EQUIPMENT DESCRIPTION	5
2.2	DEVICE CAPABILITIES.....	5
2.3	TEST CONFIGURATION.....	5
2.4	EMI SUPPRESSION DEVICE(S)/MODIFICATIONS	5
2.5	LABELING REQUIREMENTS.....	5
3.0	DESCRIPTION OF TESTS	6
3.1	EVALUATION PROCEDURE	6
3.2	PCS - BASE FREQUENCY BLOCKS.....	6
3.3	PCS - MOBILE FREQUENCY BLOCKS.....	6
3.4	AWS - BASE FREQUENCY BLOCKS	7
3.5	AWS - MOBILE FREQUENCY BLOCKS	7
3.6	OCCUPIED BANDWIDTH	8
3.7	SPURIOUS AND HARMONIC EMISSIONS AT ANTENNA TERMINAL.....	8
3.8	RADIATED POWER AND RADIATED SPURIOUS EMISSIONS	8
3.9	PEAK-AVERAGE RATIO.....	9
3.10	FREQUENCY STABILITY / TEMPERATURE VARIATION	10
4.0	TEST EQUIPMENT CALIBRATION DATA	11
5.0	SAMPLE CALCULATIONS	12
6.0	TEST RESULTS.....	13
6.1	SUMMARY.....	13
6.2	EQUIVALENT ISOTROPIC RADIATED POWER OUTPUT DATA.....	14
6.3	PCS GSM RADIATED MEASUREMENTS	15
6.4	AWS WCDMA RADIATED MEASUREMENTS.....	18
6.5	PCS GSM FREQUENCY STABILITY MEASUREMENTS.....	24
6.6	AWS WCDMA FREQUENCY STABILITY MEASUREMENTS	26
7.0	PLOTS OF EMISSIONS.....	30
8.0	CONCLUSION.....	49

FCC ID: IHDT56NQ2		FCC Pt. 24/27 GSM / EDGE / WCDMA MEASUREMENT REPORT (CERTIFICATION)		Reviewed by: Quality Manager
Test Report S/N: 0Y1205110675.IHD	Test Dates: May 16-22, 2012	EUT Type: Portable Handset	Page 2 of 49	



MEASUREMENT REPORT

FCC Part 24 & 27




§2.1033 General Information



APPLICANT: Motorola Mobility, Inc.
APPLICANT ADDRESS: 8000 West Sunrise Blvd.
 Plantation, FL 33322, United States
TEST SITE: PCTEST ENGINEERING LABORATORY, INC.
TEST SITE ADDRESS: 7185 Oakland Mills Road, Columbia, MD 21046 USA
FCC RULE PART(S): §2; §24(E), §27(L)
IC SPECIFICATION(S): RSS-133 Issue 5; RSS-139 Issue 2
BASE MODEL: IRON ROCK
FCC ID: IHDT56NQ2
FCC CLASSIFICATION: PCS Licensed Transmitter Held to Ear (PCE)
MODE: GSM / EDGE / WCDMA
FREQUENCY TOLERANCE: Within authorized frequency block
Test Device Serial No.: 24979 Production Pre-Production Engineering
DATE(S) OF TEST: May 16-22, 2012
TEST REPORT S/N: 0Y1205110675.IHD

Test Facility / Accreditations

Measurements were performed at PCTEST Engineering Lab located in Columbia, MD 21045, U.S.A.

- PCTEST facility is an FCC registered (PCTEST Reg. No. 90864) test facility with the site description report on file and has met all the requirements specified in Section 2.948 of the FCC Rules and Industry Canada (2451A-1).
- PCTEST Lab is accredited to ISO 17025 by U.S. National Institute of Standards and Technology (NIST) under the National Voluntary Laboratory Accreditation Program (NVLAP Lab code: 100431-0) in EMC, FCC and Telecommunications.
- PCTEST Lab is accredited to ISO 17025-2005 by the American Association for Laboratory Accreditation (A2LA) in Specific Absorption Rate (SAR) testing, Hearing Aid Compatibility (HAC) testing, CTIA Test Plans, and wireless testing for FCC and Industry Canada Rules.
- PCTEST Lab is a recognized U.S. Conformity Assessment Body (CAB) in EMC and R&TTE (n.b. 0982) under the U.S.-EU Mutual Recognition Agreement (MRA).
- PCTEST TCB is a Telecommunication Certification Body (TCB) accredited to ISO/IEC Guide 65 by the American National Standards Institute (ANSI) in all scopes of FCC Rules and Industry Canada Standards (RSS).
- PCTEST facility is an IC registered (2451A-1) test laboratory with the site description on file at Industry Canada.
- PCTEST is a CTIA Authorized Test Laboratory (CATL) for AMPS, CDMA, and EvDO wireless devices and for Over-the-Air (OTA) Antenna Performance testing for AMPS, CDMA, GSM, GPRS, EGPRS, UMTS (W-CDMA), CDMA 1xEVDO, and CDMA 1xRTT.



FCC ID: IHDT56NQ2	 PCTEST ENGINEERING LABORATORY, INC.	FCC Pt. 24/27 GSM / EDGE / WCDMA MEASUREMENT REPORT (CERTIFICATION)		Reviewed by: Quality Manager
Test Report S/N: 0Y1205110675.IHD	Test Dates: May 16-22, 2012	EUT Type: Portable Handset	Page 3 of 49	

1.0 INTRODUCTION

1.1 Scope

Measurement and determination of electromagnetic emissions (EME) of radio frequency devices including intentional and/or unintentional radiators for compliance with the technical rules and regulations of the Federal Communications Commission and the Industry Canada Certification and Engineering Bureau.

1.2 Testing Facility

The map below shows the location of the PCTEST LABORATORY, its proximity to the FCC Laboratory, the Columbia vicinity, the Baltimore-Washington Intern't'l (BWI) airport, the city of Baltimore and the Washington, DC area. (See Figure 1-1).

These measurement tests were conducted at the PCTEST Engineering Laboratory, Inc. facility in New Concept Business Park, Guilford Industrial Park, Columbia, Maryland. The site address is 7185 Oakland Mills Road, Columbia, MD 21046 USA. The test site is one of the highest points in the Columbia area with an elevation of 390 feet above mean sea level. The site coordinates are 39° 11'15" N latitude and 76° 49'38" W longitude. The facility is 1.5 miles North of the FCC laboratory, and the ambient signal and ambient signal strength are approximately equal to those of the FCC laboratory. There are no FM or TV transmitters within 15 miles of the site. The detailed description of the measurement facility was found to be in compliance with the requirements of § 2.948 according to ANSI C63.4-2003 on January 10, 2012.

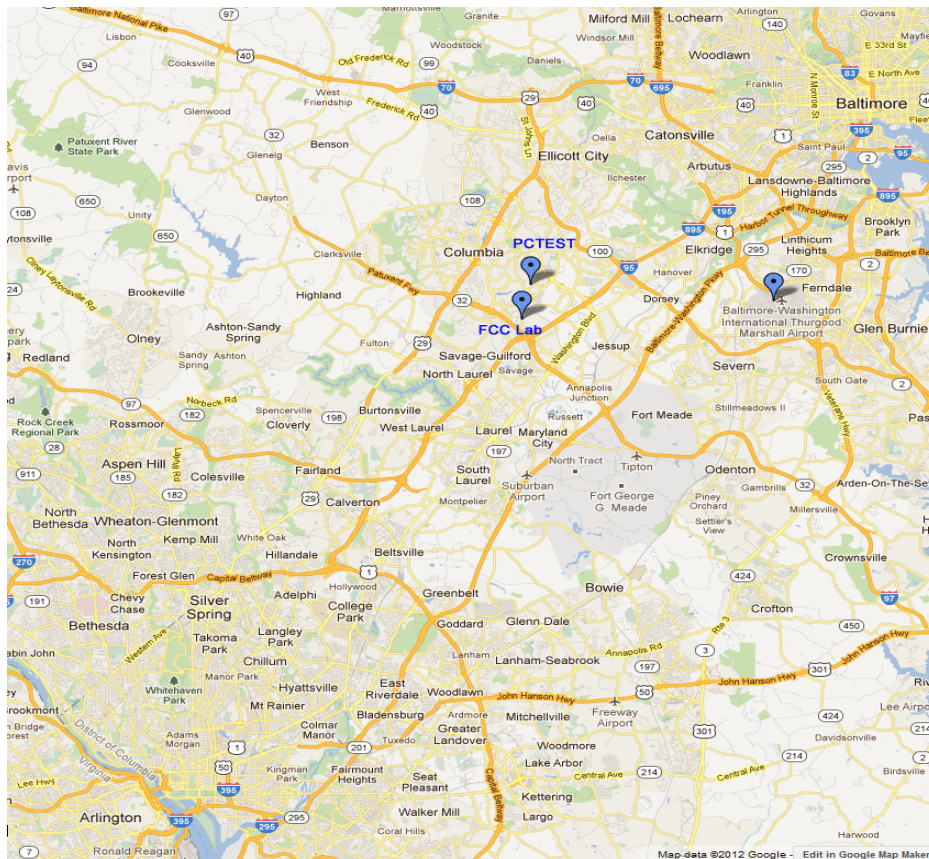




Figure 1-1. Map of the Greater Baltimore and Metropolitan Washington, D.C. area

FCC ID: IHDT56NQ2		FCC Pt. 24/27 GSM / EDGE / WCDMA MEASUREMENT REPORT (CERTIFICATION)	 Reviewed by: Quality Manager
Test Report S/N: 0Y1205110675.IHD	Test Dates: May 16-22, 2012	EUT Type: Portable Handset	Page 4 of 49

2.0 PRODUCT INFORMATION

2.1 Equipment Description

The Equipment Under Test (EUT) is the **Motorola Portable Handset FCC ID: IHDT56NQ2**. The test data contained in this report pertains only to the emissions due to the EUT's licensed transmitter.

2.2 Device Capabilities

This device contains the following capabilities:

1900 GSM/GPRS/EDGE, 1700/1900 WCDMA/HSPA Phone

2.3 Test Configuration

The Motorola Portable Handset FCC ID: IHDT56NQ2 was tested per the guidance of ANSI/TIA-603-C-2004. See Section 3 of this test report for a description of the radiated and antenna port conducted emissions tests.

2.4 EMI Suppression Device(s)/Modifications

No EMI suppression device(s) were added and no modifications were made during testing.

2.5 Labeling Requirements

Per 2.925

The FCC identifier shall be permanently affixed to the equipment and shall be readily visible to the purchaser at the time of purchase.



Per 15.19; Docket 95-19

In addition to this requirement, a device subject to certification shall be labeled as follows:

This device complies with part 15 of the FCC Rules. Operation is subject to the following two conditions: (1) This device may not cause harmful interference, and (2) this device must accept any interference received, including interference that may cause undesired operation.

The label shall be permanently affixed at a conspicuous location on the device; instruction manual or pamphlet supplied to the user and be readily visible to the purchaser at the time of purchase. However, when the device is so small wherein placement of the label with specified statement is not practical, only the trade name and FCC ID must be displayed on the device per Section 15.19(b)(2).

Please see attachment for FCC ID label and label location.

FCC ID: IHDT56NQ2		FCC Pt. 24/27 GSM / EDGE / WCDMA MEASUREMENT REPORT (CERTIFICATION)		Reviewed by: Quality Manager
Test Report S/N: 0Y1205110675.IHD	Test Dates: May 16-22, 2012	EUT Type: Portable Handset	Page 5 of 49	

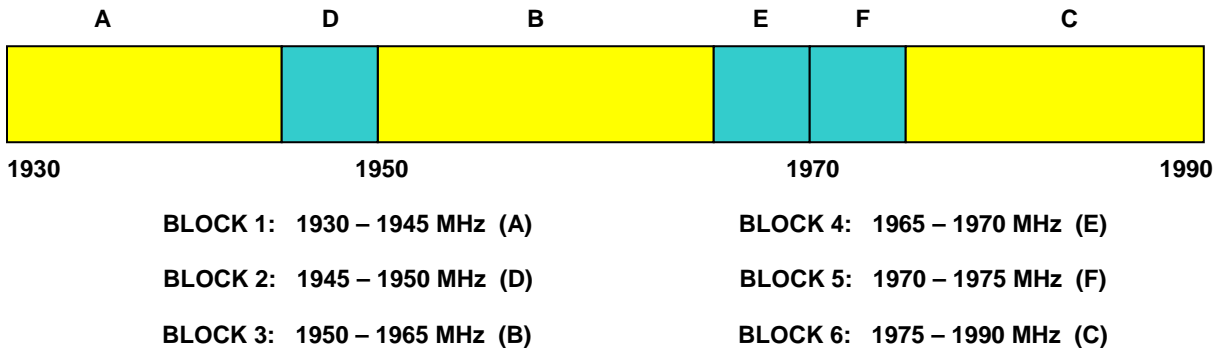
3.0 DESCRIPTION OF TESTS

3.1 Evaluation Procedure

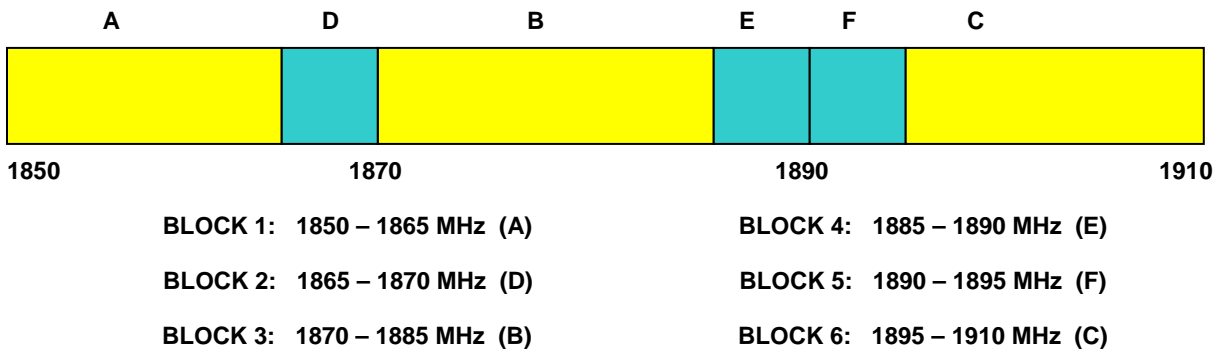
The measurement procedures described in the document titled "Land Mobile FM or PM – Communications Equipment – Measurements and Performance Standards" (ANSI/TIA-603-C-2004) was used in the measurement of the measurement of the **Motorola Portable Handset FCC ID: IHDT56NQ2**.

Deviation from Measurement Procedure.....None

3.2 PCS - Base Frequency Blocks



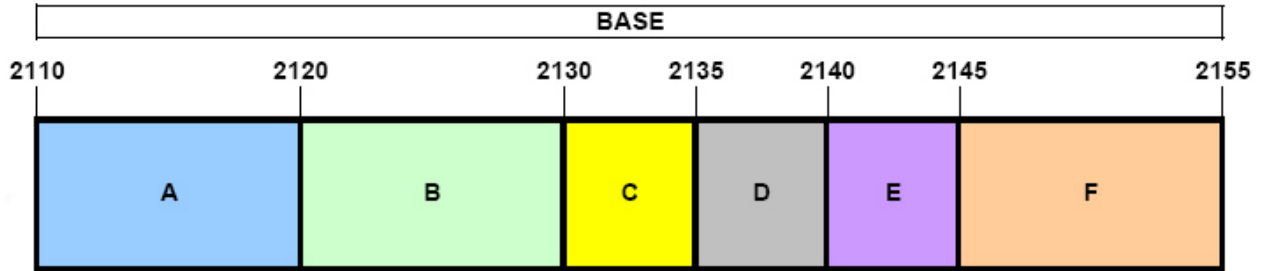
3.3 PCS - Mobile Frequency Blocks



FCC ID: IHDT56NQ2	PCTEST ENGINEERING LABORATORY, INC.	FCC Pt. 24/27 GSM / EDGE / WCDMA MEASUREMENT REPORT (CERTIFICATION)	Motorola	Reviewed by: Quality Manager
Test Report S/N: 0Y1205110675.IHD	Test Dates: May 16-22, 2012	EUT Type: Portable Handset	Page 6 of 49	

3.4 AWS - Base Frequency Blocks

§27.5(h)



BLOCK 1: 2110 – 2120 MHz (A)

BLOCK 4: 2135 – 2140 MHz (D)

BLOCK 2: 2120 – 2130 MHz (B)

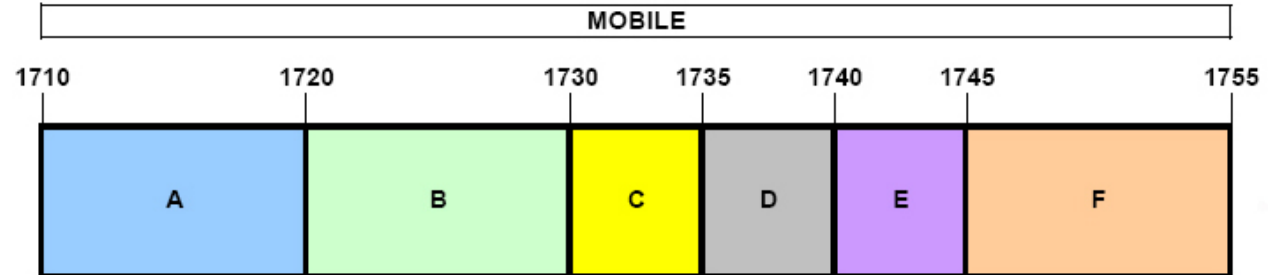
BLOCK 5: 2140 – 2145 MHz (E)

BLOCK 3: 2130 – 2135 MHz (C)

BLOCK 6: 2145 – 2155 MHz (F)

3.5 AWS - Mobile Frequency Blocks

§27.5(h)



BLOCK 1: 1710 – 1720 MHz (A)



BLOCK 4: 1735 – 1740 MHz (D)

BLOCK 2: 1720 – 1730 MHz (B)

BLOCK 5: 1740 – 1745 MHz (E)

BLOCK 3: 1730 – 1735 MHz (C)

BLOCK 6: 1745 – 1755 MHz (F)

FCC ID: IHDT56NQ2	 PCTEST ENGINEERING LABORATORY, INC.	FCC Pt. 24/27 GSM / EDGE / WCDMA MEASUREMENT REPORT (CERTIFICATION)	 MOTOROLA	Reviewed by: Quality Manager
Test Report S/N: 0Y1205110675.IHD	Test Dates: May 16-22, 2012	EUT Type: Portable Handset	Page 7 of 49	

3.6 Occupied Bandwidth

§2.1049, RSS-Gen (4.6.1)

The occupied bandwidth, that is the frequency bandwidth such that, below its lower and above its upper frequency limits, the mean powers radiated are each equal to 0.5 percent of the total mean power radiated by a given emission shall be measured. The span of the analyzer shall be set to capture all products of the modulation process, including the emission skirts. The resolution bandwidth shall be set to as close to 1 percent of the selected span as is possible without being below 1 percent. The video bandwidth shall be set to 3 times the resolution bandwidth. Video averaging is not permitted. Where practical, a sampling detector shall be used since a peak or, peak hold, may produce a wider bandwidth than actual. The trace data points are recovered and are directly summed in linear terms. The recovered amplitude data points, beginning at the lowest frequency, are placed in a running sum until 0.5 percent of the total is reached and that frequency recorded. The process is repeated for the highest frequency data points. This frequency is recorded. The span between the two recorded frequencies is the occupied bandwidth.

3.7 Spurious and Harmonic Emissions at Antenna Terminal



2.1051, 24.238(a)(b), §27.53(g); RSS-133 (6.5.1), RSS-139 (6.5)

The level of the carrier and the various conducted spurious and harmonic frequencies is measured by means of a calibrated spectrum analyzer. The spectrum is scanned from the lowest frequency generated in the equipment up to a frequency including its 10th harmonic. On any frequency outside a licensee's frequency block, the power of any emission shall be attenuated below the transmitter power (P) by at least 43 + 10 log(P) dB. Compliance with these provisions is based on the use of measurement instrumentation employing a resolution bandwidth of 1 MHz or greater. However, in the 1 MHz bands immediately outside and adjacent to the frequency block a resolution bandwidth of at least one percent of the emission bandwidth of the fundamental emission of the transmitter may be employed. The emission bandwidth is defined as the width of the signal between two points, one below the carrier center frequency and one above the carrier center frequency, outside of which all emission are attenuated at least 26 dB below the transmitter power.

3.8 Radiated Power and Radiated Spurious Emissions

§2.1053, 24.232(c), 24.238(a), §27.53(g); RSS-133 (6.5.1), RSS-139 (6.4.6.5)

Radiated spurious emissions are investigated indoors in a semi-anechoic chamber to determine the frequencies producing the worst case emissions. Final measurements for radiated power and radiated spurious emissions are performed on the 3 meter OATS per the guidelines of ANSI/TIA-603-C-2004. The measurement area is situated on an 18 meter x 20 meter galvanized 1/2" hardware cloth as the conducting ground plane. This material is sewn together in sections 4 feet wide and 60 feet long. A total of eighteen sections are required to cover the entire measurement area. Sections are laid across the width of the pad, overlapped 1" and sewn and soldered together at intervals of 3" (7.6 cm.) The terrain of the test site is reasonably flat and level. Power and cable to the test site are buried 18" deep into the ground outside the perimeter of the site. An all-weather non-metallic housing is situated on a 2 x 3 meter area adjacent to the measurement area to house the test equipment. The equipment under test was transmitting while connected to its integral antenna and is placed on a wooden turntable 80cm above the ground plane and 3 meters from the receive antenna. The spectrum is scanned from the lowest frequency generated in the equipment up to a frequency including its 10th harmonic. The receive antenna height is adjusted between 1 and 4 meter height, the turntable is rotated through 360 degrees, and the EUT is manipulated through all orthogonal planes representative of its typical use to achieve the highest reading on the receive spectrum analyzer. Emissions are also investigated with the receive antenna horizontally and vertically polarized. The level of the maximized emission is recorded with the spectrum analyzer using

FCC ID: IHDT56NQ2		FCC Pt. 24/27 GSM / EDGE / WCDMA MEASUREMENT REPORT (CERTIFICATION)	 Reviewed by: Quality Manager
Test Report S/N: 0Y1205110675.IHD	Test Dates: May 16-22, 2012	EUT Type: Portable Handset	Page 8 of 49

a peak detector with RBW = 1MHz, VBW = 3MHz for emissions greater than 1GHz. For emissions below 1GHz, the spectrum analyzer is set to RBW = 100kHz and VBW = 300kHz.

A half-wave dipole is then substituted in place of the EUT. For emissions above 1GHz, a horn antenna is substituted in place of the EUT. The substitute antenna is driven by a signal generator with the level of the signal generator being adjusted to obtain the same receive spectrum analyzer level previously recorded from the spurious emission from the EUT. The power of the emission is calculated using the following formula:

$$P_d \text{ [dBm]} = P_g \text{ [dBm]} - \text{cable loss [dB]} + \text{antenna gain [dBd/dBi]}$$

Where, P_d is the dipole equivalent power, P_g is the generator output into the substitution antenna, and the antenna gain is the gain of the substitute antenna used relative to either a half-wave dipole (dBd) or an isotropic source (dBi). The substitute level is equal to $P_g \text{ [dBm]} - \text{cable loss [dB]}$.

The calculated P_d levels are then compared to the absolute spurious emission limit of -13dBm which is equivalent to the required minimum attenuation of $43 + 10\log_{10}(\text{Power [Watts]})$ specified in 22.917(a) and 24.238(a).

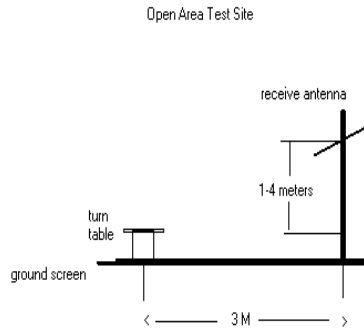




Figure 3-1. Diagram of 3-meter outdoor test range

3.9 Peak-Average Ratio

§24.232(d), §27.50(d)(5); RSS-133 (6.4), RSS-139 (6.4)

A peak to average ratio measurement is performed at the conducted port of the EUT. For WCDMA signals, the spectrum analyzers Complementary Cumulative Distribution Function (CCDF) measurement profile is used to determine the largest deviation between the average and the peak power of the EUT in a given bandwidth. The CCDF curve shows how much time the peak waveform spends at or above a given average power level. The percent of time the signal spends at or above the level defines the probability for that particular power level. For GSM signals, an average and a peak trace are used on a spectrum analyzer to determine the largest deviation between the average and the peak power of the EUT in a bandwidth greater than the emission bandwidth. The traces are generated with the spectrum analyzer set to zero span mode.

FCC ID: IHDT56NQ2	 PCTEST ENGINEERING LABORATORY, INC.	FCC Pt. 24/27 GSM / EDGE / WCDMA MEASUREMENT REPORT (CERTIFICATION)	 MOTOROLA	Reviewed by: Quality Manager
Test Report S/N: 0Y1205110675.IHD	Test Dates: May 16-22, 2012	EUT Type: Portable Handset	Page 9 of 49	

3.10 Frequency Stability / Temperature Variation

§2.1055, 24.235, §27.54; RSS-133 (6.3), RSS-139 (6.3)



Frequency stability testing is performed in accordance with the guidelines of ANSI/TIA-603-C-2004. The frequency stability of the transmitter is measured by:

- a.) **Temperature:** The temperature is varied from -30°C to +50°C in 10°C increments using an environmental chamber.
- b.) **Primary Supply Voltage:** The primary supply voltage is varied from 85% to 115% of the nominal value for non hand-carried battery and AC powered equipment. For hand-carried, battery-powered equipment, primary supply voltage is reduced to the battery operating end point which shall be specified by the manufacturer.

Specification – The frequency stability shall be sufficient to ensure that the fundamental emission stays within the authorized frequency block.

Time Period and Procedure:

1. The carrier frequency of the transmitter is measured at room temperature (20°C to provide a reference).
2. The equipment is turned on in a “standby” condition for fifteen minutes before applying power to the transmitter. Measurement of the carrier frequency of the transmitter is made within one minute after applying power to the transmitter.
3. Frequency measurements are made at 10°C intervals ranging from -30°C to +50°C. A period of at least one half-hour is provided to allow stabilization of the equipment at each temperature level.

FCC ID: IHDT56NQ2		FCC Pt. 24/27 GSM / EDGE / WCDMA MEASUREMENT REPORT (CERTIFICATION)	 Reviewed by: Quality Manager
Test Report S/N: 0Y1205110675.IHD	Test Dates: May 16-22, 2012	EUT Type: Portable Handset	Page 10 of 49



4.0 TEST EQUIPMENT CALIBRATION DATA

Test Equipment Calibration is traceable to the National Institute of Standards and Technology (NIST).

Manufacturer	Model	Description	Cal Date	Cal Interval	Cal Due	Serial Number
-	LTX1	Licensed Transmitter Cable Set	1/25/2012	Annual	1/25/2013	N/A
-	RE1	Radiated Emissions Cable Set (UHF/EHF)	6/7/2011	Annual	6/7/2012	N/A
-	RE2	Radiated Emissions Cable Set (VHF/UHF)	2/13/2012	Annual	2/13/2013	N/A
-	LTX2	Licensed Transmitter Cable Set	2/17/2012	Annual	2/17/2013	N/A
Agilent	8447D	Broadband Amplifier	5/8/2012	Annual	5/8/2013	1937A03348
Agilent	E4432B	ESG-D Series Signal Generator	3/15/2012	Annual	3/15/2013	US40053896
Agilent	E8267C	Vector Signal Generator	10/10/2011	Biennial	10/10/2013	US42340152
Agilent	N9020A	MXA Signal Analyzer	10/10/2011	Annual	10/10/2012	US46470561
Anritsu	MA2411B	Power Sensor	3/5/2012	Annual	3/5/2013	846215
Anritsu	ML2495A	Power Meter	10/13/2011	Annual	10/13/2012	1039008
Espec	ESX-2CA	Environmental Chamber	5/21/2011	Annual	5/21/2012	17620
ETS Lindgren	3117	1-18 GHz DRG Horn (Medium)	7/22/2011	Annual	7/22/2012	125518
ETS Lindgren	3160-09	18-26.5 GHz Standard Gain Horn	5/31/2011	Annual	5/31/2012	135427
ETS Lindgren	3164-08	Quad Ridge Horn Antenna	10/1/2010	Biennial	10/1/2012	128337
Mini-Circuits	VHF-3100+	High Pass Filter	1/15/2012	Annual	1/15/2013	30841
Pasternack	PE2208-6	Bidirectional Coupler	6/3/2011	Annual	6/3/2012	N/A
Rohde & Schwarz	CMU200	Base Station Simulator	N/A		N/A	836072/0063
Rohde & Schwarz	RS-PR18	1-18 GHz Pre-Amplifier	6/9/2011	Annual	6/9/2012	100071
Rohde & Schwarz	RS-PR26	18-26.5 GHz Pre-Amplifier	6/9/2011	Annual	6/9/2012	100040
Rohde & Schwarz	ESU26	EMI Test Receiver	12/15/2011	Annual	12/15/2012	100342
Rohde & Schwarz	CMW500	LTE Radio Communication Tester	N/A		N/A	102060
Schwarzbeck	UHA 9105	Dipole Antenna (400 - 1GHz) Rx	11/14/2011	Biennial	11/14/2013	9105-2404
Schwarzbeck	UHA 9105	Dipole Antenna (400 - 1GHz) Tx	11/14/2011	Biennial	11/14/2013	9105-2403
Seekonk	NC-100	Torque Wrench (8" lb)	3/5/2012	Triennial	3/5/2015	N/A
Sunol	JB5	Bi-Log Antenna (30M - 5GHz)	1/26/2012	Biennial	1/26/2014	A051107

Table 4-1. Test Equipment

Note: Equipment with Calibration dates 'N/A' indicate that equipment was used solely for signaling purposes, and not for calibrated measurements. Care was taken to ensure testing was performed within dates of calibration for test equipment.

FCC ID: IHDT56NQ2		FCC Pt. 24/27 GSM / EDGE / WCDMA MEASUREMENT REPORT (CERTIFICATION)		Reviewed by: Quality Manager
Test Report S/N: 0Y1205110675.IHD	Test Dates: May 16-22, 2012	EUT Type: Portable Handset	Page 11 of 49	

5.0 SAMPLE CALCULATIONS

Emission Designator

Emission Designator = 250KGXW

GSM BW = 250 kHz
 G = Phase Modulation
 X = Cases not otherwise covered
 W = Combination (Audio/Data)



Emission Designator = 4M15F9W

WCDMA BW = 4.15 MHz
 F = Frequency Modulation
 9 = Composite Digital Info
 W = Combination (Audio/Data) (Measured at the 99.75% power bandwidth)

Spurious Radiated Emission - PCS Band

Example: Channel 512 PCS Mode 2nd Harmonic (3700.40 MHz)

The receive spectrum analyzer reading at 3 meters with the EUT on the turntable was -81.0 dBm. The gain of the substituted antenna is 8.1 dBi. The signal generator connected to the substituted antenna terminals is adjusted to produce a reading of -81.0 dBm on the spectrum analyzer. The loss of the cable between the signal generator and the terminals of the substituted antenna is 2.0 dB at 3700.40 MHz. So 6.1 dB is added to the signal generator reading of -30.9 dBm yielding -24.80 dBm. The fundamental EIRP was 25.50 dBm so this harmonic was 25.50 dBm - (-24.80) = 50.3 dBc.

FCC ID: IHDT56NQ2		FCC Pt. 24/27 GSM / EDGE / WCDMA MEASUREMENT REPORT (CERTIFICATION)		Reviewed by: Quality Manager
Test Report S/N: 0Y1205110675.IHD	Test Dates: May 16-22, 2012	EUT Type: Portable Handset	Page 12 of 49	

6.0 TEST RESULTS

6.1 Summary



Company Name: Motorola Mobility, Inc.
 FCC ID: IHDT56NQ2
 FCC Classification: PCS Licensed Transmitter Held to Ear (PCE)
 Mode(s): GSM / EDGE / WCDMA

FCC Part Section(s)	RSS Section(s)	Test Description	Test Limit	Test Condition	Test Result	Reference
TRANSMITTER MODE (TX)						
2.1049 24.238(a) 27.53(h)(1)	RSS-Gen (4.6.1) RSS-133 (2.3)	Occupied Bandwidth	N/A	CONDUCTED	PASS	Section 7.0
2.1051, 24.238(a) 27.53(h)	RSS-133 (6.5.1) RSS-139 (6.5)	Band Edge / Conducted Spurious Emissions	< 43 + log ₁₀ (P[Watts]) at Band Edge and for all out-of-band emissions		PASS	Section 7.0
24.232(d) 27.50(d)(5)	RSS-133 (6.4) RSS-139 (6.4)	Peak-Average Ratio	< 13 dB		PASS	Section 7.0
2.1046	RSS-133 (4.1) RSS-139 (4.1)	Transmitter Conducted Output Power	N/A		PASS	RF Exposure Report
24.232(c) 27.50(d)(4)	RSS-133 (6.4) [SRSP-510 (5.1.2)] RSS-139 (6.4)	Equivalent Isotropic Radiated Power	< 1 Watt max. EIRP (AWS) < 2 Watts max. EIRP (PCS)	RADIATED	PASS	Section 6.2
2.1053 24.238(a) 27.53(h)	RSS-133 (6.5.1) RSS-139 (6.5)	Undesirable Emissions	< 43 + log ₁₀ (P[Watts]) for all out-of-band emissions		PASS	Sections 6.3, 6.4
2.1055, 24.235, 27.54	RSS-133 (6.3) RSS-139 (6.3)	Frequency Stability	< 2.5 ppm		PASS	Sections 6.6, 6.7

Table 6-1. Summary of Test Results

Notes:

- 1) All modes of operation and data rates were investigated. The test results shown in the following sections represent the worst case emissions.
- 2) The analyzer plots shown in Section 7 were all taken with a correction table loaded into the analyzer. The correction table was used to account for the losses of the cables, directional couplers, and attenuators used as part of the system to maintain a link between the call box and the EUT at all frequencies of interest.
- 3) All antenna port conducted emissions testing was performed on a test bench with the antenna port of the EUT connected to the spectrum analyzer through calibrated cables, attenuators, and couplers.

FCC ID: IHDT56NQ2		FCC Pt. 24/27 GSM / EDGE / WCDMA MEASUREMENT REPORT (CERTIFICATION)		Reviewed by: Quality Manager
Test Report S/N: 0Y1205110675.IHD	Test Dates: May 16-22, 2012	EUT Type: Portable Handset	Page 13 of 49	

6.2 Equivalent Isotropic Radiated Power Output Data

§24.232(c), §27.50(d)(2); RSS-133 (6.4) [SRSP-510 (5.1.2)], RSS-139 (6.4)

Frequency [MHz]	Mode	Battery Type	Substitute Level [dBm]	Antenna Gain [dBi]	PoI [H/V]	EIRP [dBm]	EIRP [Watts]	EIRP Limit [dBm]	Margin [dB]
1850.20	GSM1900	Standard	24.70	4.58	H	29.28	0.846	33.01	-3.73
1880.00	GSM1900	Standard	22.56	4.83	H	27.39	0.548	33.01	-5.62
1909.80	GSM1900	Standard	23.87	5.07	H	28.94	0.784	33.01	-4.07
1850.20	EDGE1900	Standard	22.32	4.58	H	26.90	0.490	33.01	-6.11

Table 6-2. Equivalent Isotropic Radiated Power Output Data (GSM1900)

Frequency [MHz]	Mode	Battery Type	Substitute Level [dBm]	Antenna Gain [dBi]	PoI [H/V]	EIRP [dBm]	EIRP [Watts]	EIRP Limit [dBm]	Margin [dB]
1712.40	WCDMA1700	Standard	13.72	4.08	H	17.80	0.060	30.00	-12.20
1732.50	WCDMA1700	Standard	13.15	3.88	H	17.03	0.050	30.00	-12.97
1752.50	WCDMA1700	Standard	16.34	3.72	H	20.06	0.101	30.00	-9.94



Table 6-3. Equivalent Isotropic Radiated Power Output Data (AWS WCDMA)

Frequency [MHz]	Mode	Battery Type	Substitute Level [dBm]	Antenna Gain [dBi]	PoI [H/V]	EIRP [dBm]	EIRP [Watts]	EIRP Limit [dBm]	Margin [dB]
1852.40	WCDMA1900	Standard	13.34	8.56	H	21.90	0.155	33.01	-11.11
1880.00	WCDMA1900	Standard	15.11	8.55	H	23.66	0.232	33.01	-9.35
1907.60	WCDMA1900	Standard	13.04	8.53	H	21.57	0.144	33.01	-11.44

Table 6-4. Equivalent Isotropic Radiated Power Output Data (PCS WCDMA)

NOTES:

1. This device was tested in all configurations and the highest power is reported in GPRS mode while transmitting with one slot active. In WCDMA mode, the worst case emissions are reported with HSDPA Inactive at 12.2 kbps RMC with TPC bits all set to "1".
2. This unit was tested with its standard battery.
3. The EUT was tested in three orthogonal planes and in all possible test configurations and positioning. The worst case test configuration was found in the horizontal setup. The data reported in the table above was measured in this test setup.

FCC ID: IHDT56NQ2		FCC Pt. 24/27 GSM / EDGE / WCDMA MEASUREMENT REPORT (CERTIFICATION)		Reviewed by: Quality Manager
Test Report S/N: 0Y1205110675.IHD	Test Dates: May 16-22, 2012	EUT Type: Portable Handset	Page 14 of 49	

6.3 PCS GSM Radiated Measurements §2.1053, 24.238(a); RSS-133 (6.5.1)

Field Strength of SPURIOUS Radiation



OPERATING FREQUENCY: 1850.20 MHz
 CHANNEL: 512
 MEASURED OUTPUT POWER: 29.28 dBm = 0.846 W
 MODULATION SIGNAL: GSM (GMSK)
 DISTANCE: 3 meters
 LIMIT: $43 + 10 \log_{10} (W) =$ 42.28 dBc

FREQUENCY (MHz)	LEVEL @ ANTENNA TERMINALS (dBm)	SUBSTITUTE ANTENNA GAIN (dBi)	SPURIOUS EMISSION LEVEL (dBm)	POL (H/V)	(dBc)
3700.40	-50.62	8.40	-42.22	H	71.5
5550.60	-45.74	10.62	-35.12	H	64.4
7400.80	-57.07	11.82	-45.25	H	74.5
9251.00	-92.40	13.30	-79.10	H	108.4
11101.20	-89.18	13.50	-75.68	H	105.0

Table 6-5. Radiated Spurious Data (PCS GSM Mode – Ch. 512)

NOTES:

1. This device was tested in all configurations and the highest power is reported in GPRS mode while transmitting with one slot active. In WCDMA mode, the worst case emissions are reported with HSDPA Inactive at 12.2 kbps RMC with TPC bits all set to "1".
2. This unit was tested with its standard battery.
3. The EUT was tested in three orthogonal planes and in all possible test configurations and positioning. The worst case test configuration was found in the horizontal setup. The data reported in the table above was measured in this test setup.

FCC ID: IHDT56NQ2	 PCTEST ENGINEERING LABORATORY, INC.	FCC Pt. 24/27 GSM / EDGE / WCDMA MEASUREMENT REPORT (CERTIFICATION)		Reviewed by: Quality Manager
Test Report S/N: 0Y1205110675.IHD	Test Dates: May 16-22, 2012	EUT Type: Portable Handset	Page 15 of 49	

PCS GSM Radiated Measurements (Cont'd)
§2.1053, 24.238(a); RSS-133 (6.5.1)

Field Strength of SPURIOUS Radiation



OPERATING FREQUENCY: 1880.00 MHz
 CHANNEL: 661
 MEASURED OUTPUT POWER: 27.39 dBm = 0.548 W
 MODULATION SIGNAL: GSM (GMSK)
 DISTANCE: 3 meters
 LIMIT: $43 + 10 \log_{10} (W) =$ 40.39 dBc

FREQUENCY (MHz)	LEVEL @ ANTENNA TERMINALS (dBm)	SUBSTITUTE ANTENNA GAIN (dBi)	SPURIOUS EMISSION LEVEL (dBm)	POL (H/V)	(dBc)
3760.00	-45.16	8.42	-36.74	H	64.1
5640.00	-40.98	10.66	-30.32	H	57.7
7520.00	-61.50	11.92	-49.57	H	77.0
9400.00	-66.30	13.24	-53.06	H	80.5
11280.00	-88.58	13.49	-75.09	H	102.5

Table 6-6. Radiated Spurious Data (PCS GSM Mode – Ch. 661)

NOTES:

1. This device was tested in all configurations and the highest power is reported in GPRS mode while transmitting with one slot active. In WCDMA mode, the worst case emissions are reported with HSDPA Inactive at 12.2 kbps RMC with TPC bits all set to "1".
2. This unit was tested with its standard battery.
3. The EUT was tested in three orthogonal planes and in all possible test configurations and positioning. The worst case test configuration was found in the horizontal setup. The data reported in the table above was measured in this test setup.

FCC ID: IHDT56NQ2	 PCTEST ENGINEERING LABORATORY, INC.	FCC Pt. 24/27 GSM / EDGE / WCDMA MEASUREMENT REPORT (CERTIFICATION)		Reviewed by: Quality Manager
Test Report S/N: 0Y1205110675.IHD	Test Dates: May 16-22, 2012	EUT Type: Portable Handset	Page 16 of 49	

PCS GSM Radiated Measurements (Cont'd)
§2.1053, 24.238(a); RSS-133 (6.5.1)

Field Strength of SPURIOUS Radiation



OPERATING FREQUENCY: 1909.80 MHz
 CHANNEL: 810
 MEASURED OUTPUT POWER: 28.94 dBm = 0.784 W
 MODULATION SIGNAL: GSM (GMSK)
 DISTANCE: 3 meters
 LIMIT: $43 + 10 \log_{10} (W) =$ 41.94 dBc

FREQUENCY (MHz)	LEVEL @ ANTENNA TERMINALS (dBm)	SUBSTITUTE ANTENNA GAIN (dBi)	SPURIOUS EMISSION LEVEL (dBm)	POL (H/V)	(dBc)
3819.60	-46.71	8.57	-38.14	H	67.1
5729.40	-38.06	10.69	-27.36	H	56.3
7639.20	-57.25	12.07	-45.18	H	74.1
9549.00	-91.88	13.20	-78.68	H	107.6
11458.80	-87.89	13.42	-74.48	H	103.4

Table 6-7. Radiated Spurious Data (PCS GSM Mode – Ch. 810)

NOTES:

1. This device was tested in all configurations and the highest power is reported in GPRS mode while transmitting with one slot active. In WCDMA mode, the worst case emissions are reported with HSDPA Inactive at 12.2 kbps RMC with TPC bits all set to "1".
2. This unit was tested with its standard battery.
3. The EUT was tested in three orthogonal planes and in all possible test configurations and positioning. The worst case test configuration was found in the horizontal setup. The data reported in the table above was measured in this test setup.

FCC ID: IHDT56NQ2	 PCTEST ENGINEERING LABORATORY, INC.	FCC Pt. 24/27 GSM / EDGE / WCDMA MEASUREMENT REPORT (CERTIFICATION)		Reviewed by: Quality Manager
Test Report S/N: 0Y1205110675.IHD	Test Dates: May 16-22, 2012	EUT Type: Portable Handset	Page 17 of 49	

6.4 AWS WCDMA Radiated Measurements
§2.1053, 27.53(g); RSS-139 (6.5)

Field Strength of SPURIOUS Radiation



OPERATING FREQUENCY: 1712.40 MHz
 CHANNEL: 1312
 MEASURED OUTPUT POWER: 17.80 dBm = 0.060 W
 MODULATION SIGNAL: WCDMA
 DISTANCE: 3 meters
 LIMIT: $43 + 10 \log_{10} (W) =$ 30.80 dBc

FREQUENCY (MHz)	LEVEL @ ANTENNA TERMINALS (dBm)	SUBSTITUTE ANTENNA GAIN (dBi)	SPURIOUS EMISSION LEVEL (dBm)	POL (H/V)	(dBc)
3424.80	-62.67	8.11	-54.56	H	72.4
5137.20	-69.30	10.21	-59.09	H	76.9
6849.60	-67.79	11.32	-56.47	H	74.3
8562.00	-94.67	13.03	-81.65	H	99.4
10274.40	-92.03	13.02	-79.01	H	96.8

Table 6-8. Radiated Spurious Data (AWS WCDMA Mode – Ch. 1312)

NOTES:

1. This device was tested in all configurations and the highest power is reported in GPRS mode while transmitting with one slot active. In WCDMA mode, the worst case emissions are reported with HSDPA Inactive at 12.2 kbps RMC with TPC bits all set to "1".
2. This unit was tested with its standard battery.
3. The EUT was tested in three orthogonal planes and in all possible test configurations and positioning. The worst case test configuration was found in the horizontal setup. The data reported in the table above was measured in this test setup.

FCC ID: IHDT56NQ2	 PCTEST ENGINEERING LABORATORY, INC.	FCC Pt. 24/27 GSM / EDGE / WCDMA MEASUREMENT REPORT (CERTIFICATION)		Reviewed by: Quality Manager
Test Report S/N: 0Y1205110675.IHD	Test Dates: May 16-22, 2012	EUT Type: Portable Handset	Page 18 of 49	

AWS WCDMA Radiated Measurements (Cont'd)
§2.1053, 27.53(g); RSS-139 (6.5)

Field Strength of SPURIOUS Radiation



OPERATING FREQUENCY: 1732.50 MHz
 CHANNEL: 1412
 MEASURED OUTPUT POWER: 17.03 dBm = 0.050 W
 MODULATION SIGNAL: WCDMA
 DISTANCE: 3 meters
 LIMIT: $43 + 10 \log_{10} (W) =$ 30.03 dBc

FREQUENCY (MHz)	LEVEL @ ANTENNA TERMINALS (dBm)	SUBSTITUTE ANTENNA GAIN (dBi)	SPURIOUS EMISSION LEVEL (dBm)	POL (H/V)	(dBc)
3465.00	-61.29	8.26	-53.03	H	70.1
5197.50	-67.54	10.26	-57.28	H	74.3
6930.00	-94.94	11.42	-83.52	H	100.6
8662.50	-94.67	13.07	-81.61	H	98.6
10395.00	-91.98	13.12	-78.86	H	95.9

Table 6-9. Radiated Spurious Data (AWS WCDMA Mode – Ch. 1412)

NOTES:

1. This device was tested in all configurations and the highest power is reported in GPRS mode while transmitting with one slot active. In WCDMA mode, the worst case emissions are reported with HSDPA Inactive at 12.2 kbps RMC with TPC bits all set to "1".
2. This unit was tested with its standard battery.
3. The EUT was tested in three orthogonal planes and in all possible test configurations and positioning. The worst case test configuration was found in the horizontal setup. The data reported in the table above was measured in this test setup.

FCC ID: IHDT56NQ2	 PCTEST ENGINEERING LABORATORY, INC.	FCC Pt. 24/27 GSM / EDGE / WCDMA MEASUREMENT REPORT (CERTIFICATION)	 MOTOROLA	Reviewed by: Quality Manager
Test Report S/N: 0Y1205110675.IHD	Test Dates: May 16-22, 2012	EUT Type: Portable Handset	Page 19 of 49	

AWS WCDMA Radiated Measurements (Cont'd)
§2.1053, 27.53(g); RSS-139 (6.5)

Field Strength of SPURIOUS Radiation



OPERATING FREQUENCY: 1752.50 MHz
 CHANNEL: 1862
 MEASURED OUTPUT POWER: 20.06 dBm = 0.101 W
 MODULATION SIGNAL: WCDMA
 DISTANCE: 3 meters
 LIMIT: $43 + 10 \log_{10} (W) =$ 33.06 dBc

FREQUENCY (MHz)	LEVEL @ ANTENNA TERMINALS (dBm)	SUBSTITUTE ANTENNA GAIN (dBi)	SPURIOUS EMISSION LEVEL (dBm)	POL (H/V)	(dBc)
3505.00	-68.23	8.40	-59.83	H	79.9
5257.50	-69.31	10.31	-59.00	H	79.1
7010.00	-94.90	11.51	-83.39	H	103.5
8762.50	-94.67	13.11	-81.57	H	101.6
10515.00	-91.82	13.20	-78.62	H	98.7

Table 6-10. Radiated Spurious Data (AWS WCDMA Mode – Ch. 1862)

NOTES:

1. This device was tested in all configurations and the highest power is reported in GPRS mode while transmitting with one slot active. In WCDMA mode, the worst case emissions are reported with HSDPA Inactive at 12.2 kbps RMC with TPC bits all set to "1".
2. This unit was tested with its standard battery.
3. The EUT was tested in three orthogonal planes and in all possible test configurations and positioning. The worst case test configuration was found in the horizontal setup. The data reported in the table above was measured in this test setup.

FCC ID: IHDT56NQ2	 PCTEST ENGINEERING LABORATORY, INC.	FCC Pt. 24/27 GSM / EDGE / WCDMA MEASUREMENT REPORT (CERTIFICATION)		Reviewed by: Quality Manager
Test Report S/N: 0Y1205110675.IHD	Test Dates: May 16-22, 2012	EUT Type: Portable Handset	Page 20 of 49	

6.5 PCS WCDMA Radiated Measurements

§2.1053, 24.238(a); RSS-133 (6.5.1)

Field Strength of SPURIOUS Radiation



OPERATING FREQUENCY: 1852.40 MHz
 CHANNEL: 9262
 MEASURED OUTPUT POWER: 21.90 dBm = 0.155 W
 MODULATION SIGNAL: WCDMA
 DISTANCE: 3 meters
 LIMIT: $43 + 10 \log_{10} (W) =$ 34.90 dBc

FREQUENCY (MHz)	LEVEL @ ANTENNA TERMINALS (dBm)	SUBSTITUTE ANTENNA GAIN (dBi)	SPURIOUS EMISSION LEVEL (dBm)	POL (H/V)	(dBc)
3704.80	-69.68	9.92	-59.76	H	81.7
5557.20	-67.27	10.97	-56.31	H	78.2
7409.60	-85.18	10.81	-74.37	H	96.3
9262.00	-84.16	12.32	-71.84	H	93.7
11114.40	-80.90	13.07	-67.84	H	89.7

Table 6-11. Radiated Spurious Data (PCS WCDMA Mode – Ch. 9262)

NOTES:

1. This device was tested in all configurations and the highest power is reported in GPRS mode while transmitting with one slot active. In WCDMA mode, the worst case emissions are reported with HSDPA Inactive at 12.2 kbps RMC with TPC bits all set to "1".
2. This unit was tested with its standard battery.
3. The EUT was tested in three orthogonal planes and in all possible test configurations and positioning. The worst case test configuration was found in the horizontal setup. The data reported in the table above was measured in this test setup.

FCC ID: IHDT56NQ2	 PCTEST ENGINEERING LABORATORY, INC.	FCC Pt. 24/27 GSM / EDGE / WCDMA MEASUREMENT REPORT (CERTIFICATION)	 MOTOROLA	Reviewed by: Quality Manager
Test Report S/N: 0Y1205110675.IHD	Test Dates: May 16-22, 2012	EUT Type: Portable Handset	Page 21 of 49	

PCS WCDMA Radiated Measurements (Cont'd)
§2.1053, 24.238(a); RSS-133 (6.5.1)

Field Strength of SPURIOUS Radiation



OPERATING FREQUENCY: 1880.00 MHz
 CHANNEL: 9400
 MEASURED OUTPUT POWER: 23.66 dBm = 0.232 W
 MODULATION SIGNAL: WCDMA
 DISTANCE: 3 meters
 LIMIT: $43 + 10 \log_{10} (W) =$ 36.65 dBc

FREQUENCY (MHz)	LEVEL @ ANTENNA TERMINALS (dBm)	SUBSTITUTE ANTENNA GAIN (dBi)	SPURIOUS EMISSION LEVEL (dBm)	POL (H/V)	(dBc)
3760.00	-69.52	9.60	-59.92	H	83.6
5640.00	-67.20	11.16	-56.05	H	79.7
7520.00	-85.50	11.08	-74.42	H	98.1
9400.00	-83.79	12.22	-71.57	H	95.2
11280.00	-80.97	13.23	-67.73	H	91.4

Table 6-12. Radiated Spurious Data (PCS WCDMA Mode – Ch. 9400)

NOTES:

1. This device was tested in all configurations and the highest power is reported in GPRS mode while transmitting with one slot active. In WCDMA mode, the worst case emissions are reported with HSDPA Inactive at 12.2 kbps RMC with TPC bits all set to "1".
2. This unit was tested with its standard battery.
3. The EUT was tested in three orthogonal planes and in all possible test configurations and positioning. The worst case test configuration was found in the horizontal setup. The data reported in the table above was measured in this test setup.

FCC ID: IHDT56NQ2	 PCTEST ENGINEERING LABORATORY, INC.	FCC Pt. 24/27 GSM / EDGE / WCDMA MEASUREMENT REPORT (CERTIFICATION)		Reviewed by: Quality Manager
Test Report S/N: 0Y1205110675.IHD	Test Dates: May 16-22, 2012	EUT Type: Portable Handset	Page 22 of 49	

PCS WCDMA Radiated Measurements (Cont'd)
§2.1053, 24.238(a); RSS-133 (6.5.1)

Field Strength of SPURIOUS Radiation



OPERATING FREQUENCY: 1907.60 MHz
 CHANNEL: 9538
 MEASURED OUTPUT POWER: 21.57 dBm = 0.144 W
 MODULATION SIGNAL: WCDMA
 DISTANCE: 3 meters
 LIMIT: $43 + 10 \log_{10}(W) =$ 34.58 dBc

FREQUENCY (MHz)	LEVEL @ ANTENNA TERMINALS (dBm)	SUBSTITUTE ANTENNA GAIN (dBi)	SPURIOUS EMISSION LEVEL (dBm)	POL (H/V)	(dBc)
3815.20	-67.70	9.32	-58.38	H	79.9
5722.80	-65.50	11.32	-54.18	H	75.8
7630.40	-85.77	11.34	-74.43	H	96.0
9538.00	-83.91	12.39	-71.52	H	93.1
11445.60	-80.57	13.33	-67.24	H	88.8

Table 6-13. Radiated Spurious Data (PCS WCDMA Mode – Ch. 9538)

NOTES:

1. This device was tested in all configurations and the highest power is reported in GPRS mode while transmitting with one slot active. In WCDMA mode, the worst case emissions are reported with HSDPA Inactive at 12.2 kbps RMC with TPC bits all set to "1".
2. This unit was tested with its standard battery.
3. The EUT was tested in three orthogonal planes and in all possible test configurations and positioning. The worst case test configuration was found in the horizontal setup. The data reported in the table above was measured in this test setup.

FCC ID: IHDT56NQ2	 PCTEST ENGINEERING LABORATORY, INC.	FCC Pt. 24/27 GSM / EDGE / WCDMA MEASUREMENT REPORT (CERTIFICATION)		Reviewed by: Quality Manager
Test Report S/N: 0Y1205110675.IHD	Test Dates: May 16-22, 2012	EUT Type: Portable Handset	Page 23 of 49	

6.6 PCS GSM Frequency Stability Measurements

§2.1055, 24.235; RSS-133 (6.3)



OPERATING FREQUENCY: 1,880,000,000 Hz

CHANNEL: 661

REFERENCE VOLTAGE: 3.7 VDC

VOLTAGE (%)	POWER (VDC)	TEMP (°C)	FREQUENCY (Hz)	Freq. Dev. (Hz)	Deviation (%)
100 %	3.70	+ 20 (Ref)	1,880,000,022	22	0.000001
100 %		- 30	1,879,999,977	-23	-0.000001
100 %		- 20	1,880,000,021	21	0.000001
100 %		- 10	1,879,999,981	-19	-0.000001
100 %		0	1,880,000,020	20	0.000001
100 %		+ 10	1,879,999,979	-21	-0.000001
100 %		+ 20	1,880,000,022	22	0.000001
100 %		+ 30	1,880,000,021	21	0.000001
100 %		+ 40	1,879,999,982	-18	-0.000001
100 %		+ 50	1,880,000,019	19	0.000001
115 %		4.26	+ 20	1,879,999,979	-21
BATT. ENDPOINT	3.40	+ 20	1,880,000,020	20	0.000001

Table 6-14. Frequency Stability Data (PCS GSM Mode – Ch. 661)

FCC ID: IHDT56NQ2		FCC Pt. 24/27 GSM / EDGE / WCDMA MEASUREMENT REPORT (CERTIFICATION)		Reviewed by: Quality Manager
Test Report S/N: 0Y1205110675.IHD	Test Dates: May 16-22, 2012	EUT Type: Portable Handset	Page 24 of 49	

PCS GSM Frequency Stability Measurements (Cont'd)
§2.1055, 24.235; RSS-133 (6.3)

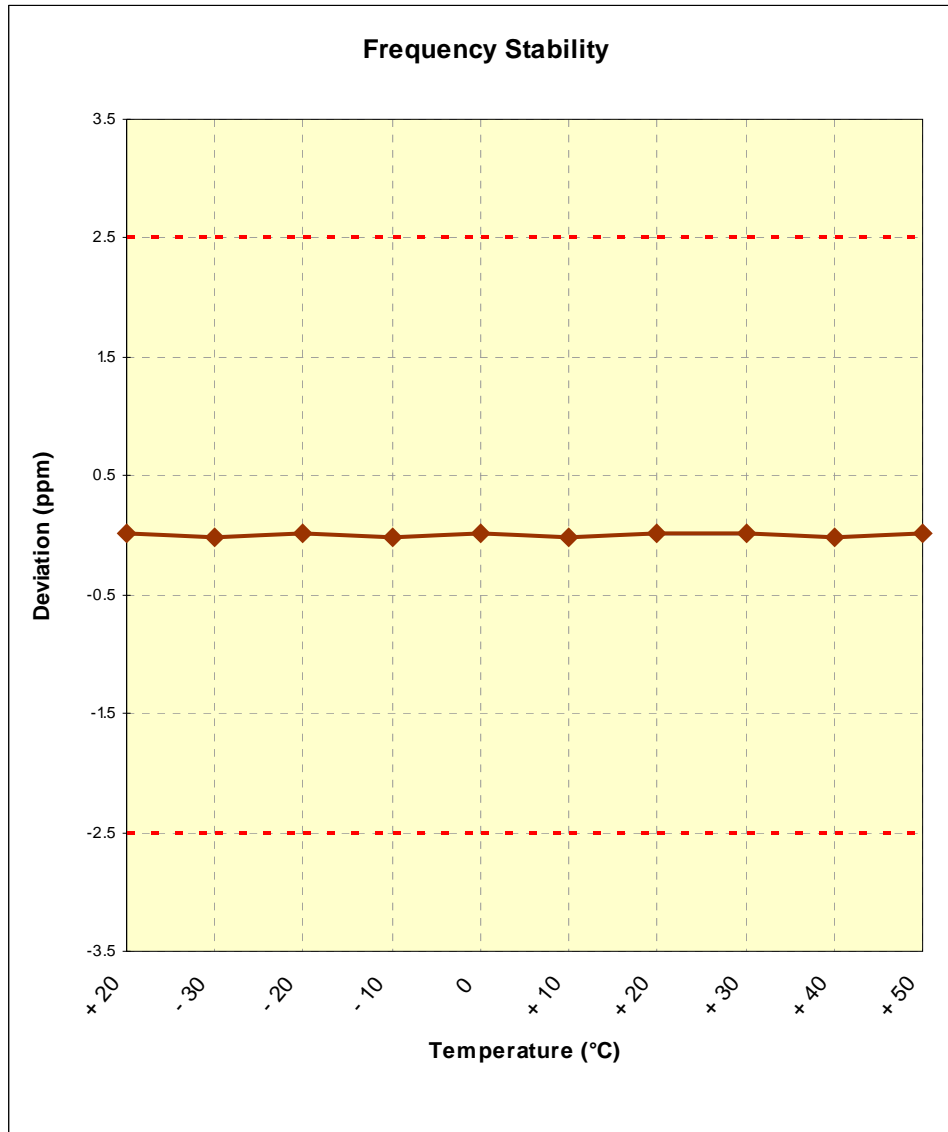




Figure 6-1. Frequency Stability Graph (PCS GSM Mode – Ch. 661)

FCC ID: IHDT56NQ2	 PCTEST ENGINEERING LABORATORY, INC.	FCC Pt. 24/27 GSM / EDGE / WCDMA MEASUREMENT REPORT (CERTIFICATION)	 MOTOROLA	Reviewed by: Quality Manager
Test Report S/N: 0Y1205110675.IHD	Test Dates: May 16-22, 2012	EUT Type: Portable Handset	Page 25 of 49	

6.7 AWS WCDMA Frequency Stability Measurements

§2.1055, 27.43; RSS-139 (6.3)



OPERATING FREQUENCY: 1,732,500,000 Hz

CHANNEL: 1412

REFERENCE VOLTAGE: 3.7 VDC

VOLTAGE (%)	POWER (VDC)	TEMP (°C)	FREQUENCY (Hz)	Freq. Dev. (Hz)	Deviation (%)
100 %	3.70	+ 20 (Ref)	1,732,499,980	-20	-0.000001
100 %		- 30	1,732,500,022	22	0.000001
100 %		- 20	1,732,500,018	18	0.000001
100 %		- 10	1,732,500,019	19	0.000001
100 %		0	1,732,499,978	-22	-0.000001
100 %		+ 10	1,732,500,023	23	0.000001
100 %		+ 20	1,732,499,979	-21	-0.000001
100 %		+ 30	1,732,499,981	-19	-0.000001
100 %		+ 40	1,732,500,018	18	0.000001
100 %		+ 50	1,732,500,019	19	0.000001
115 %		4.26	+ 20	1,732,499,978	-22
BATT. ENDPOINT	3.40	+ 20	1,732,500,023	23	0.000001

Table 6-15. Frequency Stability Data (AWS WCDMA Mode – Ch. 1412)

FCC ID: IHDT56NQ2		FCC Pt. 24/27 GSM / EDGE / WCDMA MEASUREMENT REPORT (CERTIFICATION)		Reviewed by: Quality Manager
Test Report S/N: 0Y1205110675.IHD	Test Dates: May 16-22, 2012	EUT Type: Portable Handset	Page 26 of 49	

AWS WCDMA Frequency Stability Measurements (Cont'd)
§2.1055, 27.43; RSS-139 (6.3)

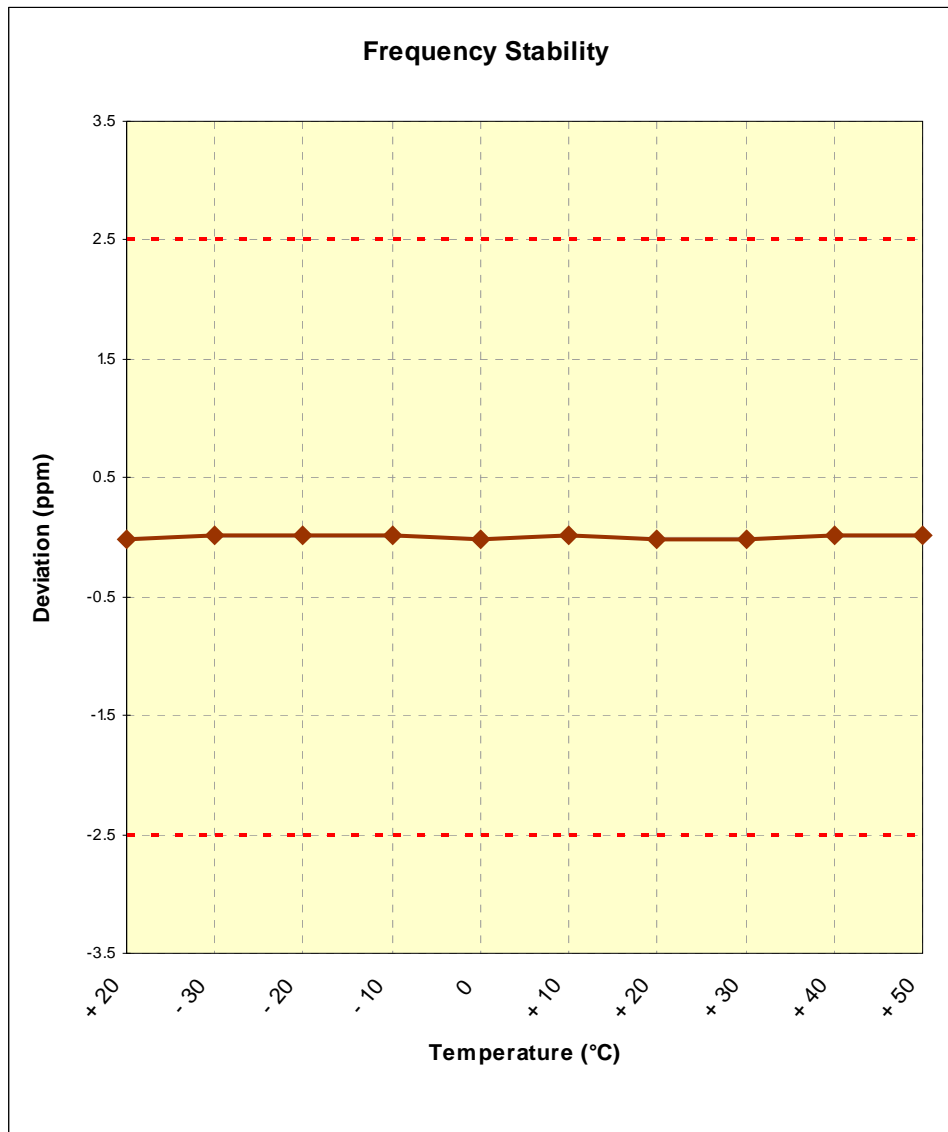


Figure 6-2. Frequency Stability Graph (AWS WCDMA Mode – Ch. 1412)

FCC ID: IHDT56NQ2	PCTEST ENGINEERING LABORATORY, INC.	FCC Pt. 24/27 GSM / EDGE / WCDMA MEASUREMENT REPORT (CERTIFICATION)	MOTOROLA	Reviewed by: Quality Manager
Test Report S/N: 0Y1205110675.IHD	Test Dates: May 16-22, 2012	EUT Type: Portable Handset		Page 27 of 49

6.8 PCS WCDMA Frequency Stability Measurements

§2.1055, 24.235; RSS-133 (6.3)



OPERATING FREQUENCY: 1,880,000,000 Hz

CHANNEL: 9400

REFERENCE VOLTAGE: 3.7 VDC

VOLTAGE (%)	POWER (VDC)	TEMP (°C)	FREQUENCY (Hz)	Freq. Dev. (Hz)	Deviation (%)
100 %	3.70	+ 20 (Ref)	1,880,000,022	22	0.000001
100 %		- 30	1,879,999,977	-23	-0.000001
100 %		- 20	1,880,000,021	21	0.000001
100 %		- 10	1,879,999,981	-19	-0.000001
100 %		0	1,880,000,020	20	0.000001
100 %		+ 10	1,879,999,979	-21	-0.000001
100 %		+ 20	1,880,000,022	22	0.000001
100 %		+ 30	1,880,000,021	21	0.000001
100 %		+ 40	1,879,999,982	-18	-0.000001
100 %		+ 50	1,880,000,019	19	0.000001
115 %		4.26	+ 20	1,879,999,979	-21
BATT. ENDPOINT	3.40	+ 20	1,880,000,020	20	0.000001

Table 6-16. Frequency Stability Data (PCS WCDMA Mode – Ch. 9400)

FCC ID: IHDT56NQ2		FCC Pt. 24/27 GSM / EDGE / WCDMA MEASUREMENT REPORT (CERTIFICATION)		Reviewed by: Quality Manager
Test Report S/N: 0Y1205110675.IHD	Test Dates: May 16-22, 2012	EUT Type: Portable Handset	Page 28 of 49	

PCS WCDMA Frequency Stability Measurements (Cont'd)
§2.1055, 24.235; RSS-133 (6.3)

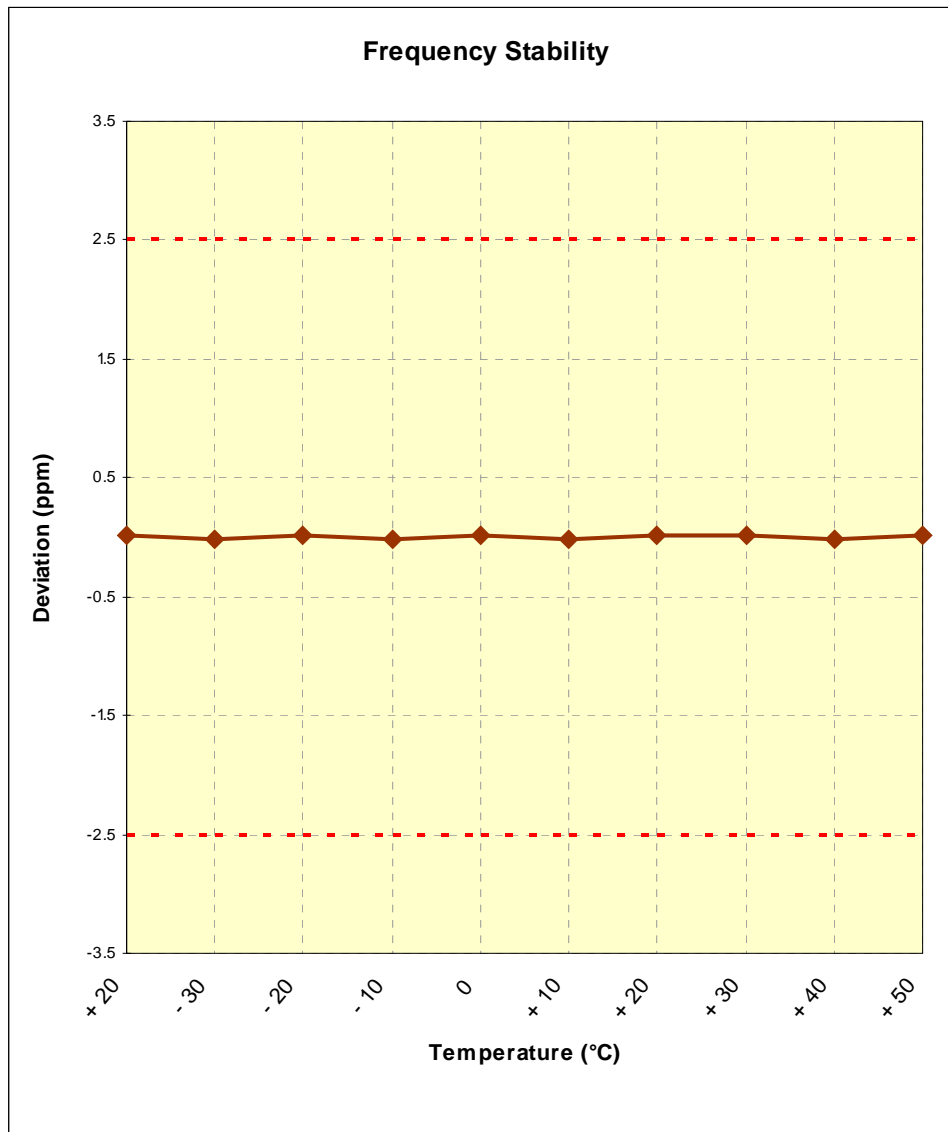
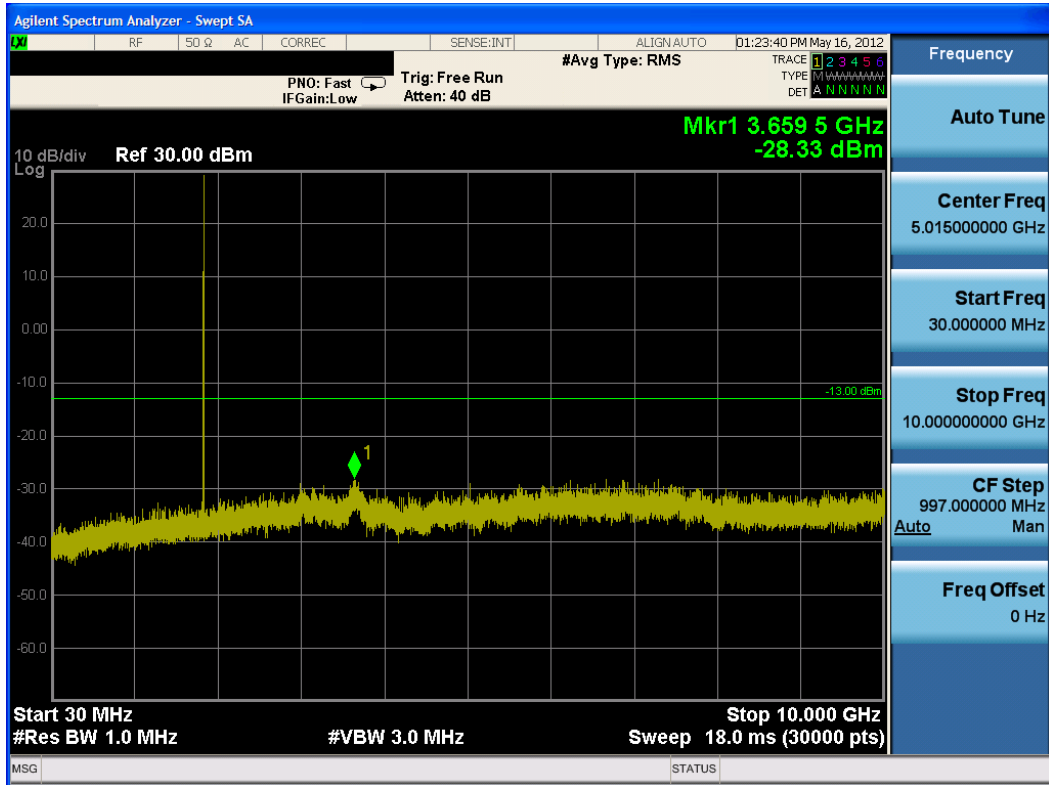




Figure 6-3. Frequency Stability Graph (PCS WCDMA Mode – Ch. 9400)

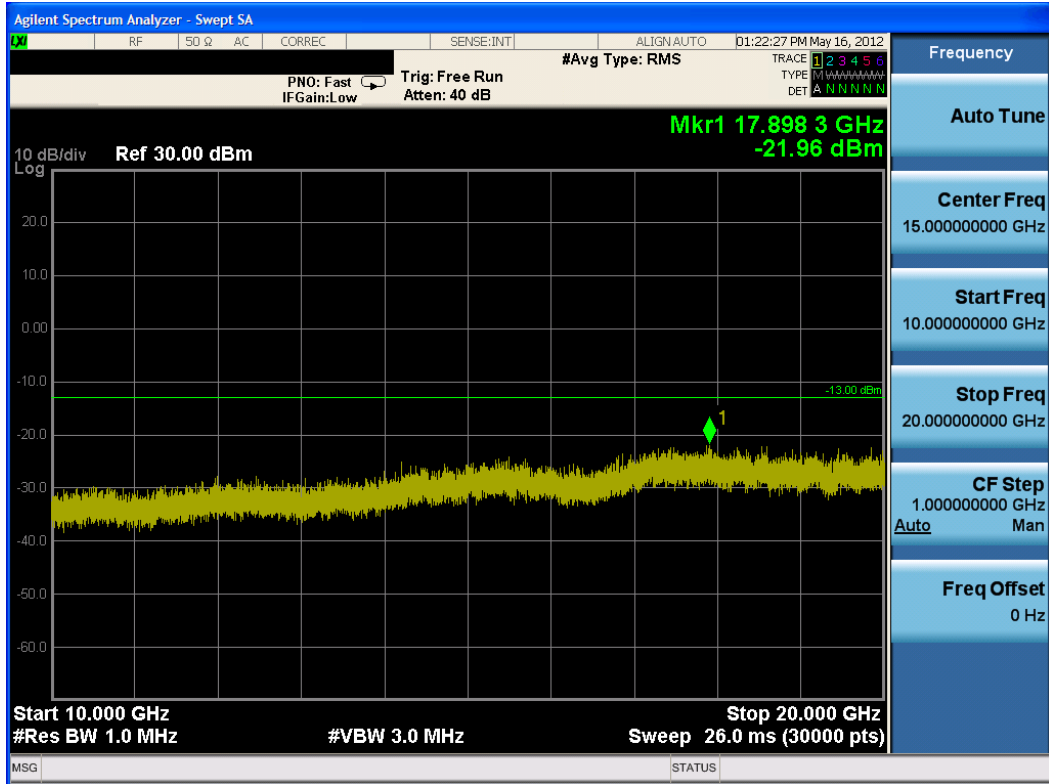
FCC ID: IHDT56NQ2	PCTEST ENGINEERING LABORATORY, INC.	FCC Pt. 24/27 GSM / EDGE / WCDMA MEASUREMENT REPORT (CERTIFICATION)	MOTOROLA	Reviewed by: Quality Manager
Test Report S/N: 0Y1205110675.IHD	Test Dates: May 16-22, 2012	EUT Type: Portable Handset	Page 29 of 49	

7.0 PLOTS OF EMISSIONS

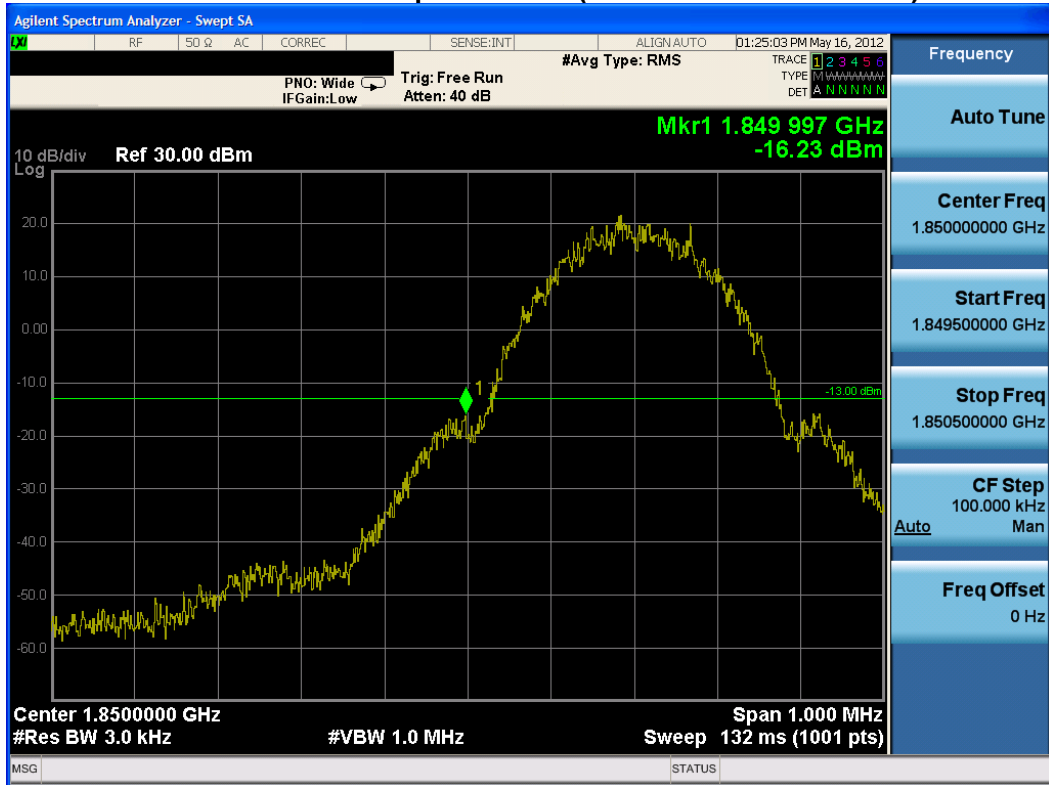


Plot 7-1. Conducted Spurious Plot (PCS GSM Mode – Ch. 512)



FCC ID: IHDT56NQ2		FCC Pt. 24/27 GSM / EDGE / WCDMA MEASUREMENT REPORT (CERTIFICATION)		Reviewed by: Quality Manager
Test Report S/N: 0Y1205110675.IHD	Test Dates: May 16-22, 2012	EUT Type: Portable Handset	Page 30 of 49	

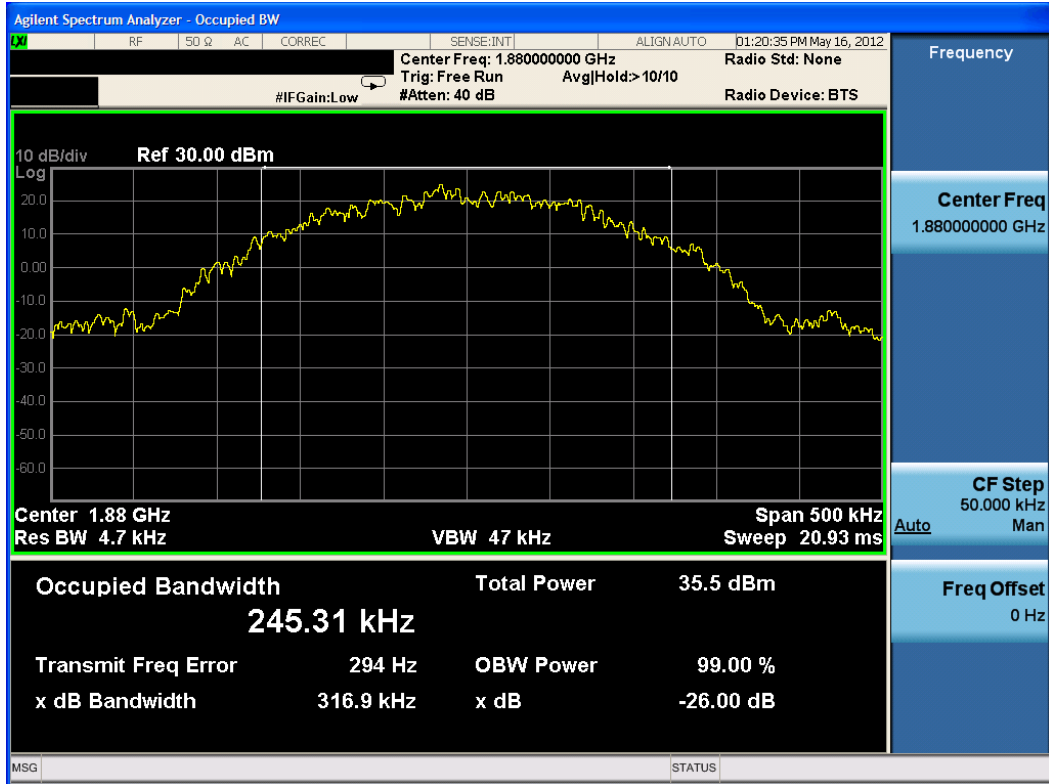


Plot 7-2. Conducted Spurious Plot (PCS GSM Mode – Ch. 512)

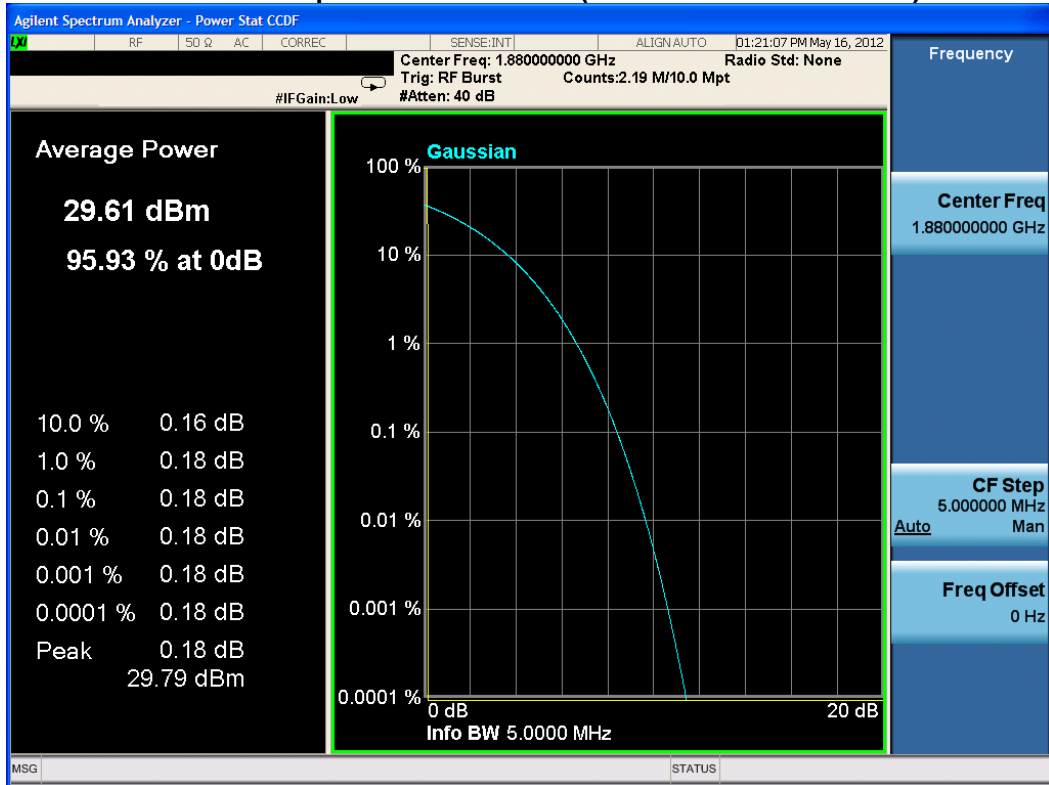


Plot 7-3. Band Edge Plot (PCS GSM Mode – Ch. 512)

FCC ID: IHDT56NQ2	 PCTEST ENGINEERING LABORATORY, INC.	FCC Pt. 24/27 GSM / EDGE / WCDMA MEASUREMENT REPORT (CERTIFICATION)	 MOTOROLA	Reviewed by: Quality Manager
Test Report S/N: 0Y1205110675.IHD	Test Dates: May 16-22, 2012	EUT Type: Portable Handset		Page 31 of 49

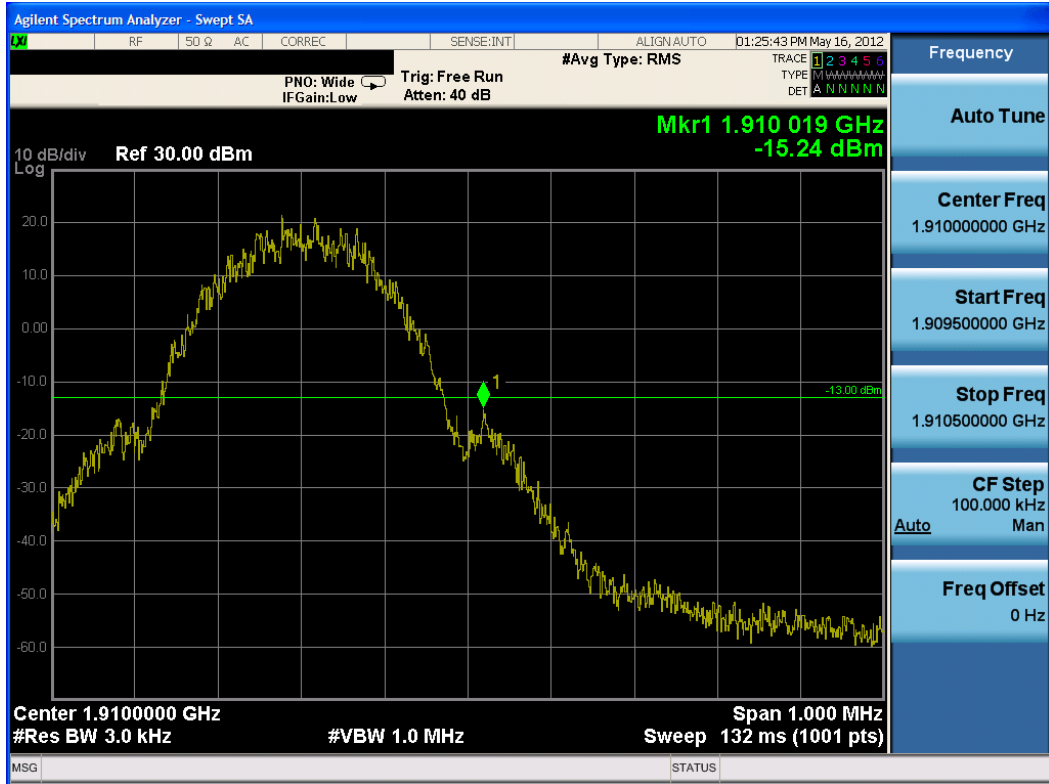


Plot 7-6. Occupied Bandwidth Plot (PCS GSM Mode – Ch. 661)

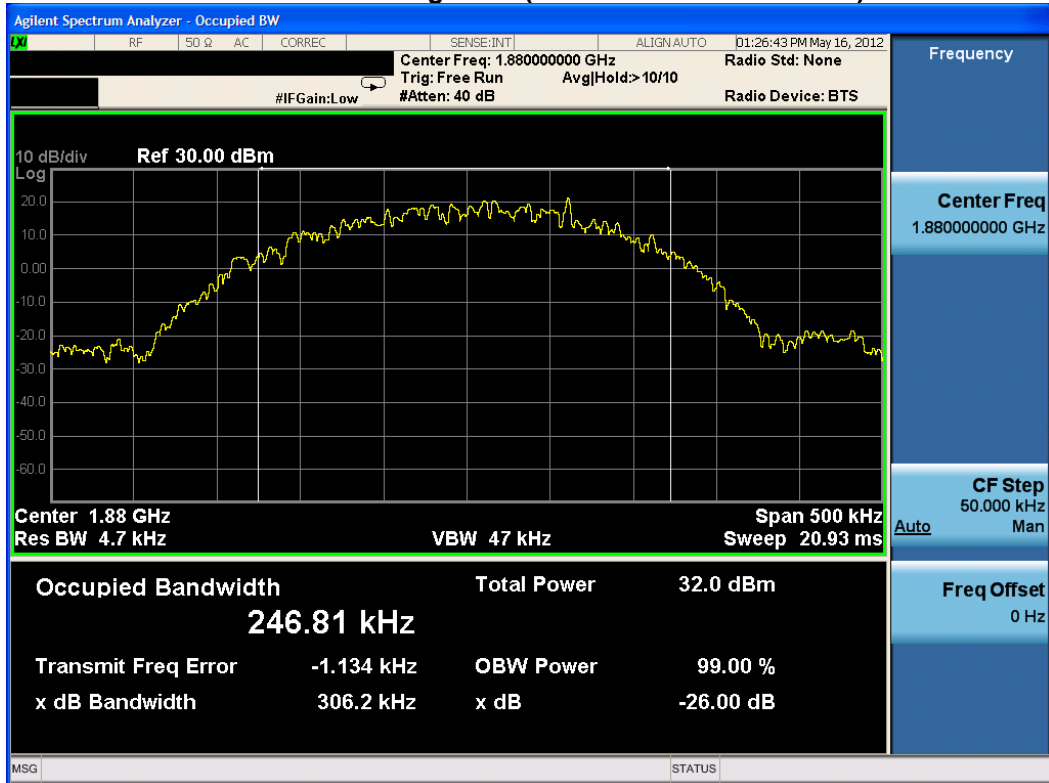


Plot 7-7. Peak-Average Ratio Plot (PCS GSM Mode – Ch. 661)

FCC ID: IHDT56NQ2	PCTEST ENGINEERING LABORATORY, INC.	FCC Pt. 24/27 GSM / EDGE / WCDMA MEASUREMENT REPORT (CERTIFICATION)	MOTOROLA	Reviewed by: Quality Manager
Test Report S/N: 0Y1205110675.IHD	Test Dates: May 16-22, 2012	EUT Type: Portable Handset		Page 33 of 49

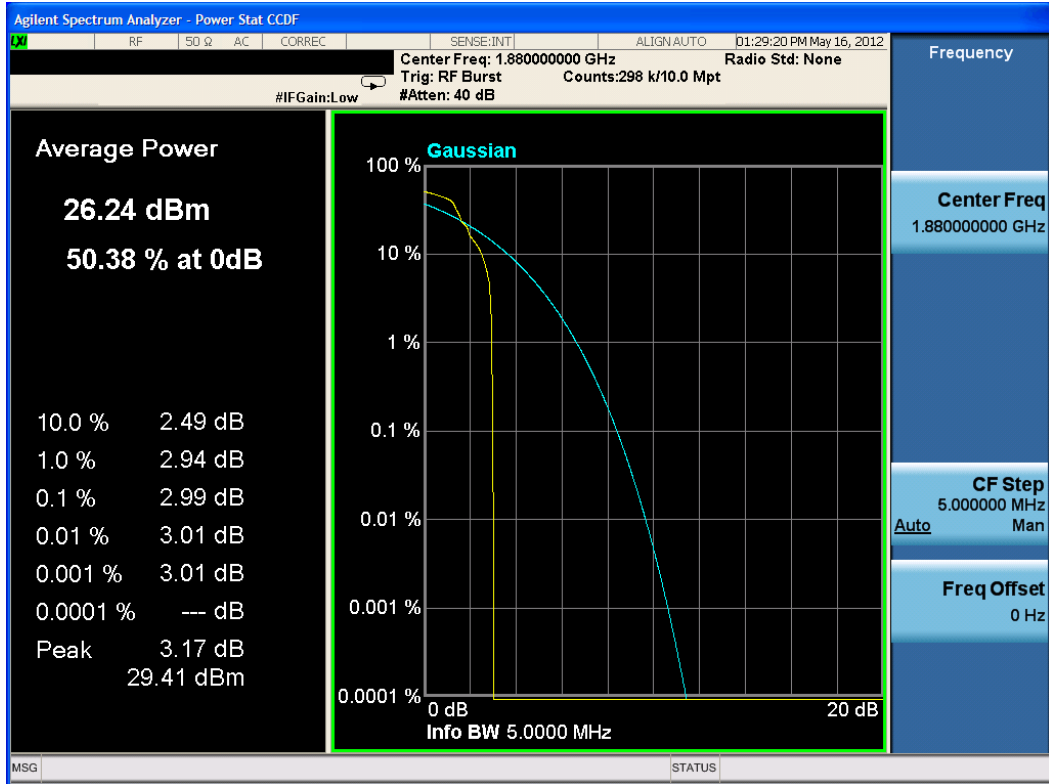


Plot 7-10. Band Edge Plot (PCS GSM Mode – Ch. 810)

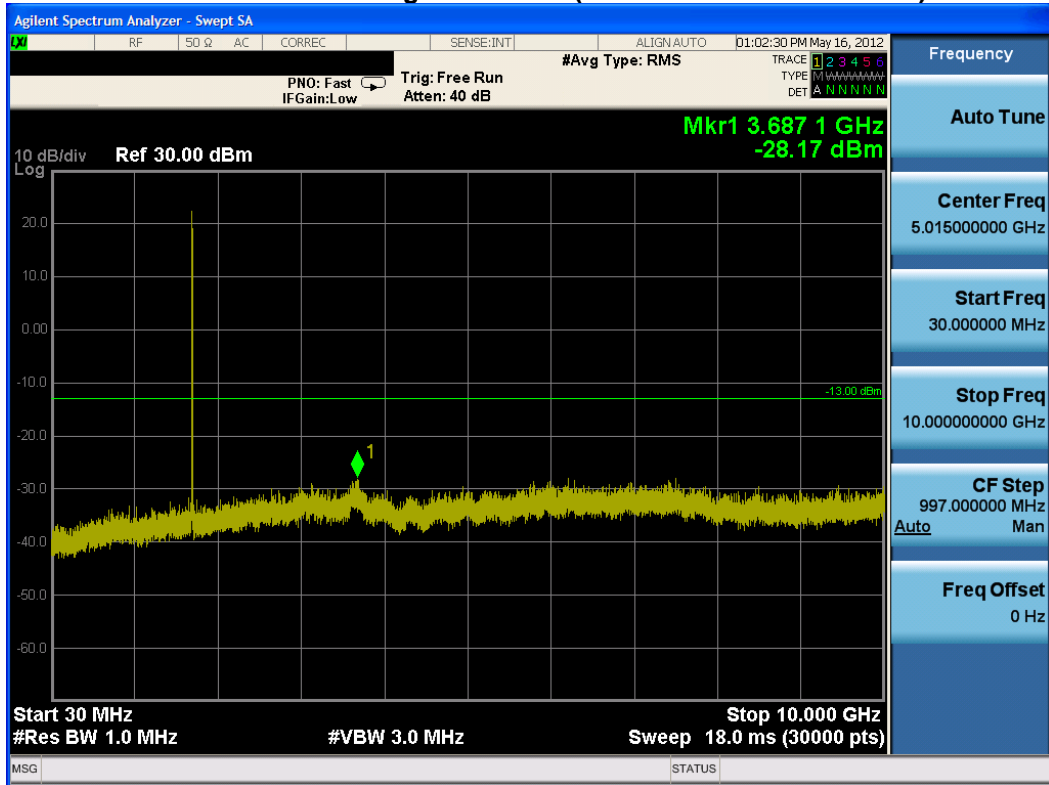


Plot 7-11. Occupied Bandwidth Plot (EDGE1900 Mode – Ch. 661)

FCC ID: IHDT56NQ2	PCTEST ENGINEERING LABORATORY, INC.	FCC Pt. 24/27 GSM / EDGE / WCDMA MEASUREMENT REPORT (CERTIFICATION)	MOTOROLA	Reviewed by: Quality Manager
Test Report S/N: 0Y1205110675.IHD	Test Dates: May 16-22, 2012	EUT Type: Portable Handset		Page 35 of 49

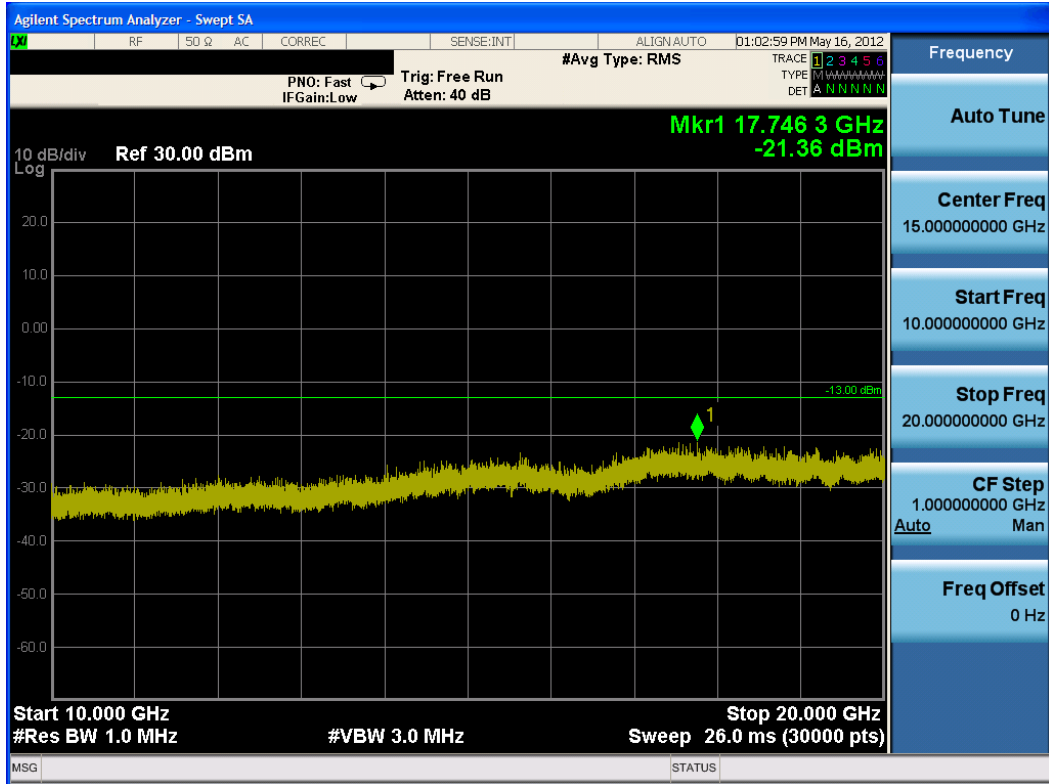


Plot 7-12. Peak-Average Ratio Plot (EDGE1900 Mode – Ch. 661)



Plot 7-13. Conducted Spurious Plot (AWS WCDMA Mode – Ch. 1312)

FCC ID: IHDT56NQ2	PCTEST ENGINEERING LABORATORY, INC.	FCC Pt. 24/27 GSM / EDGE / WCDMA MEASUREMENT REPORT (CERTIFICATION)	MOTOROLA	Reviewed by: Quality Manager
Test Report S/N: 0Y1205110675.IHD	Test Dates: May 16-22, 2012	EUT Type: Portable Handset		Page 36 of 49

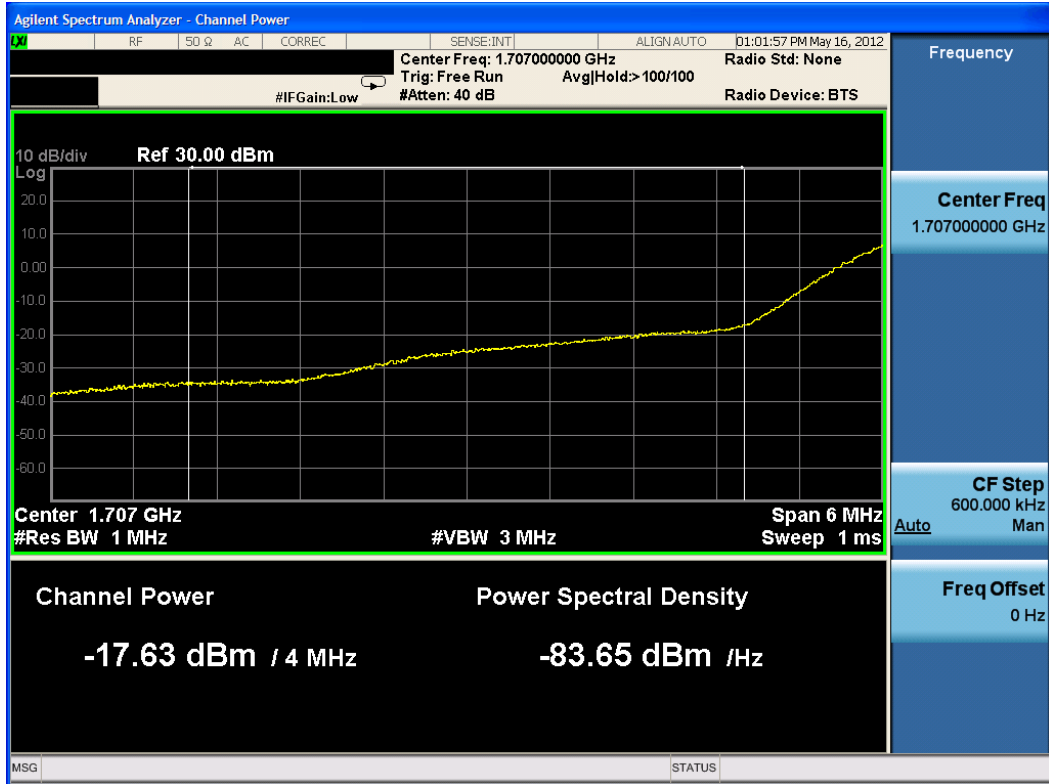


Plot 7-14. Conducted Spurious Plot (AWS WCDMA Mode – Ch. 1312)

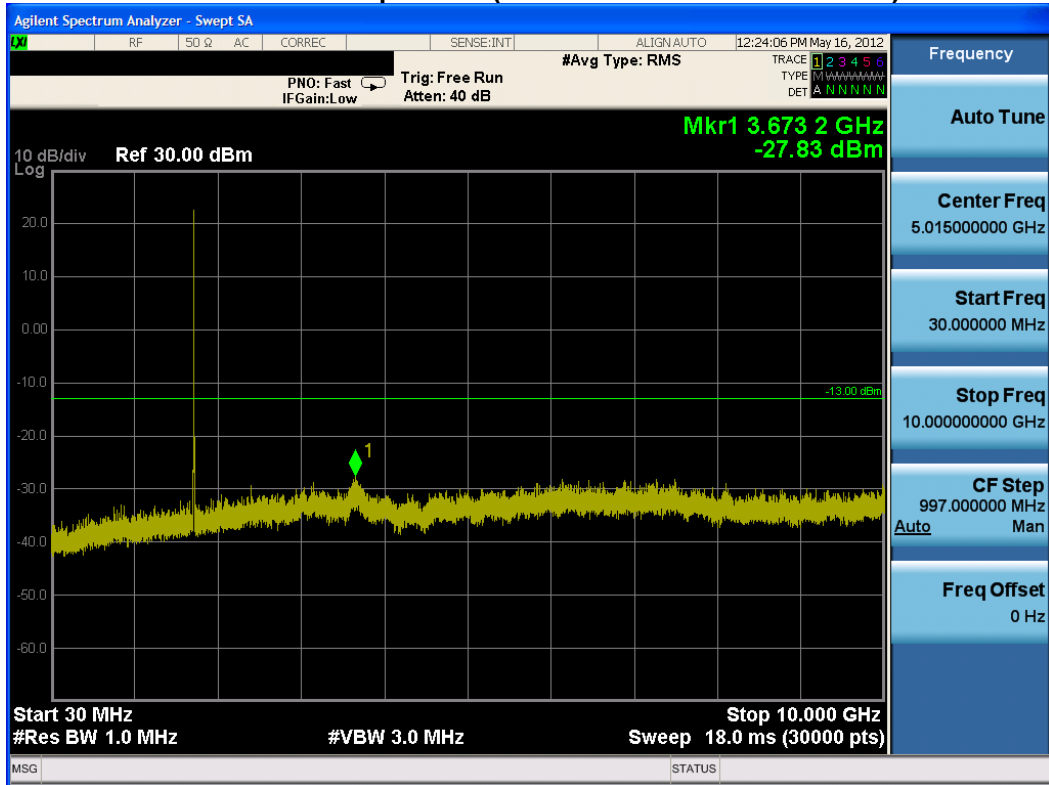


Plot 7-15. Band Edge Plot (AWS WCDMA Mode – Ch. 1312)

FCC ID: IHDT56NQ2	PCTEST ENGINEERING LABORATORY, INC.	FCC Pt. 24/27 GSM / EDGE / WCDMA MEASUREMENT REPORT (CERTIFICATION)	MOTOROLA	Reviewed by: Quality Manager
Test Report S/N: 0Y1205110675.IHD	Test Dates: May 16-22, 2012	EUT Type: Portable Handset		Page 37 of 49

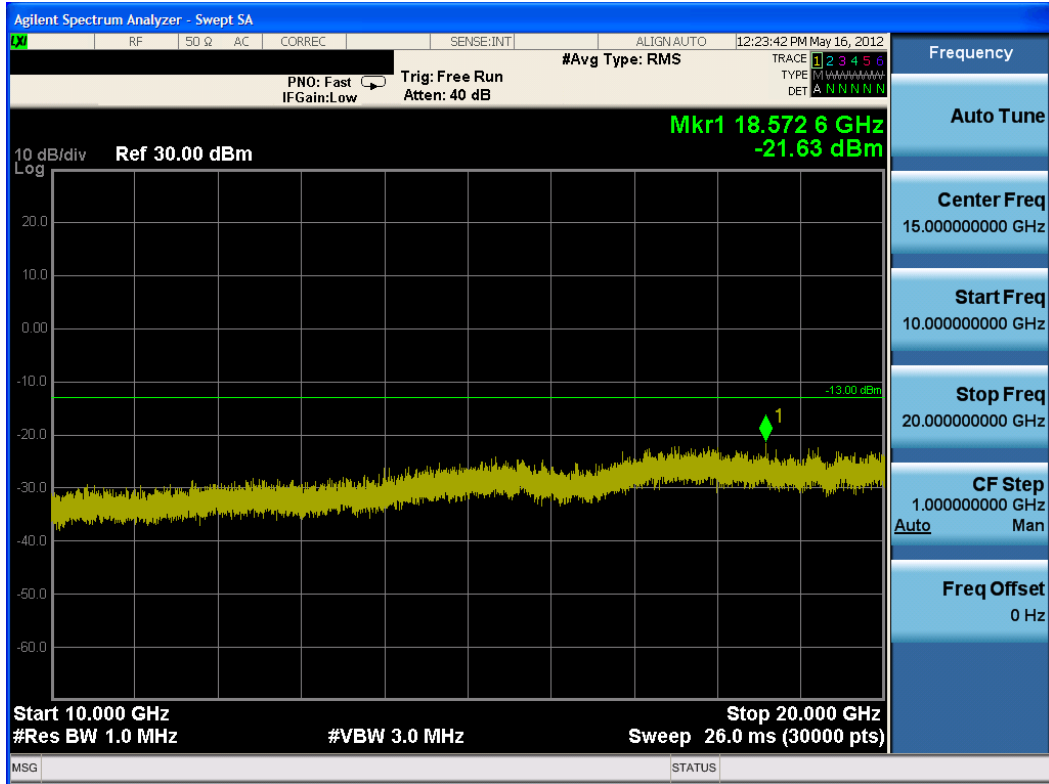


Plot 7-16. 4MHz Span Plot (AWS WCDMA Mode – Ch. 1312)

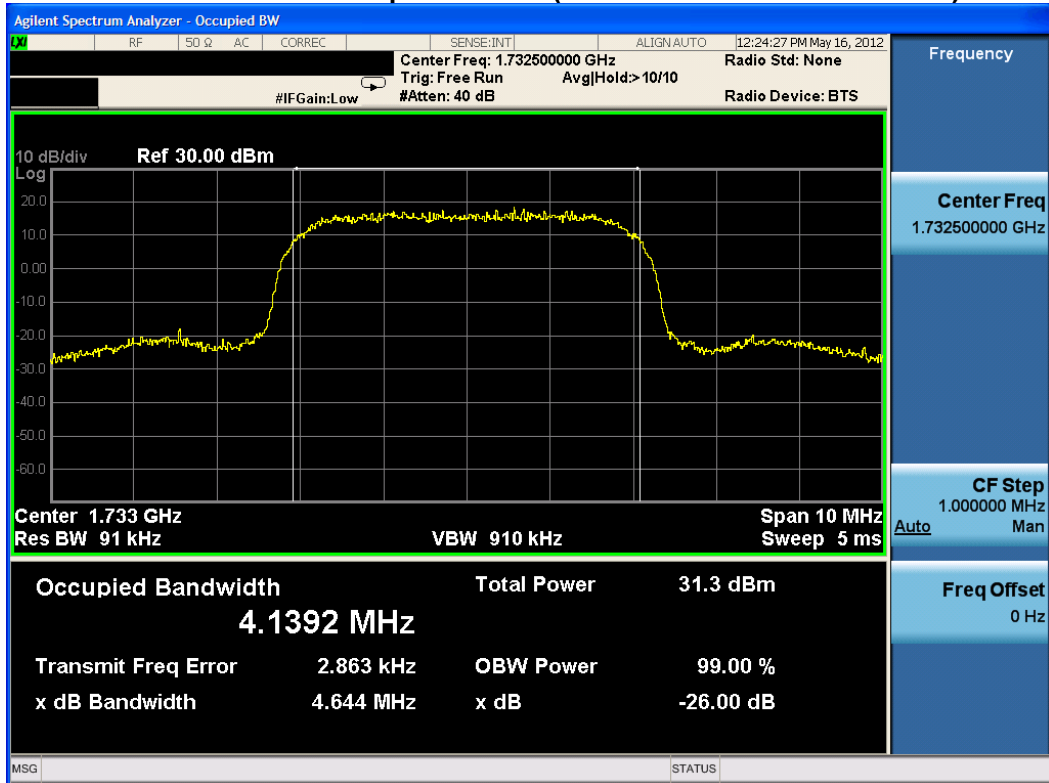


Plot 7-17. Conducted Spurious Plot (AWS WCDMA Mode – Ch. 1412)

FCC ID: IHDT56NQ2	PCTEST ENGINEERING LABORATORY, INC.	FCC Pt. 24/27 GSM / EDGE / WCDMA MEASUREMENT REPORT (CERTIFICATION)	MOTOROLA	Reviewed by: Quality Manager
Test Report S/N: 0Y1205110675.IHD	Test Dates: May 16-22, 2012	EUT Type: Portable Handset		Page 38 of 49

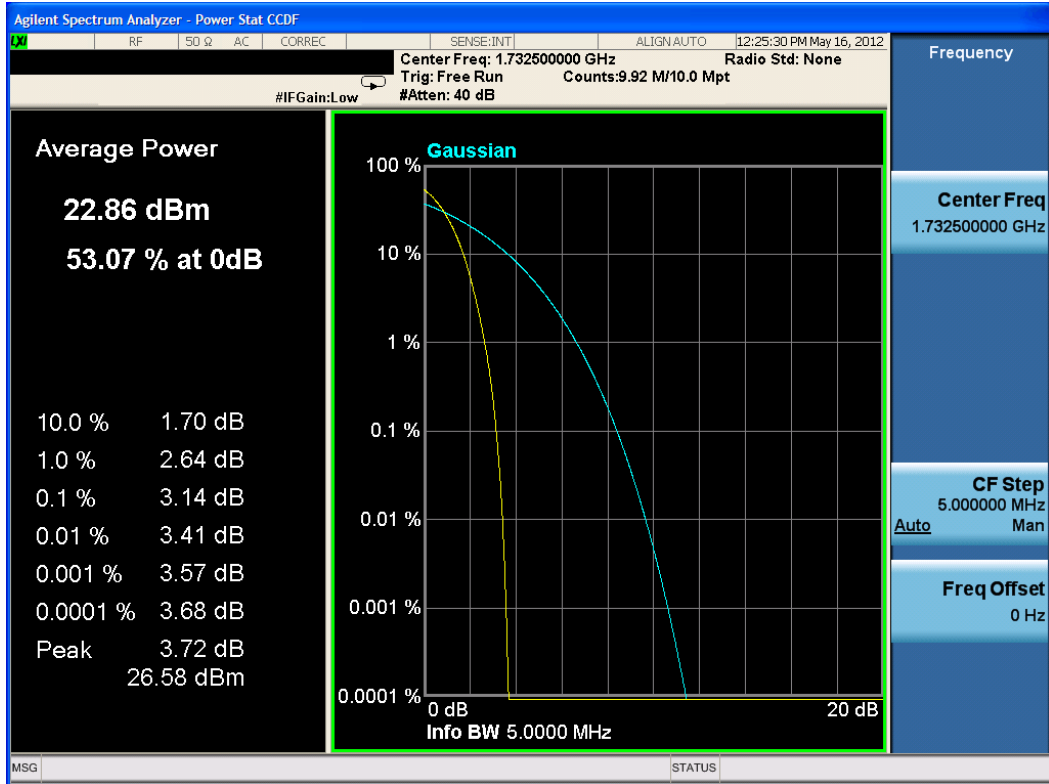


Plot 7-18. Conducted Spurious Plot (AWS WCDMA Mode – Ch. 1412)

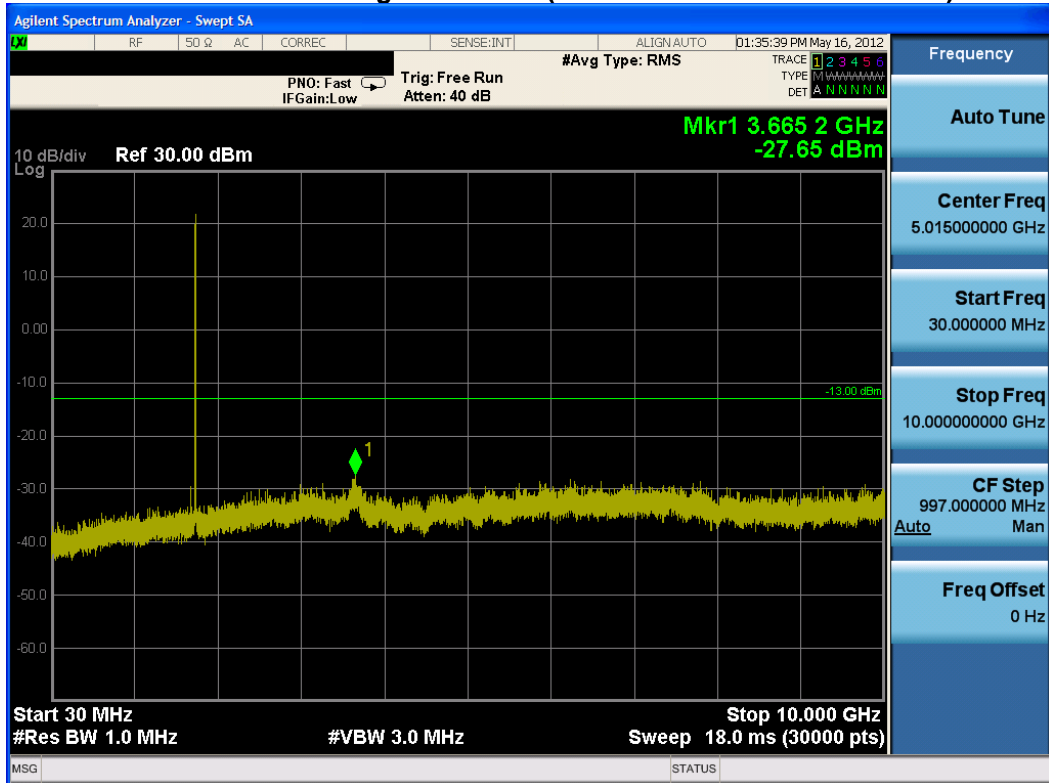


Plot 7-19. Occupied Bandwidth Plot (AWS WCDMA Mode – Ch. 1412)

FCC ID: IHDT56NQ2	PCTEST ENGINEERING LABORATORY, INC.	FCC Pt. 24/27 GSM / EDGE / WCDMA MEASUREMENT REPORT (CERTIFICATION)	MOTOROLA	Reviewed by: Quality Manager
Test Report S/N: 0Y1205110675.IHD	Test Dates: May 16-22, 2012	EUT Type: Portable Handset		Page 39 of 49

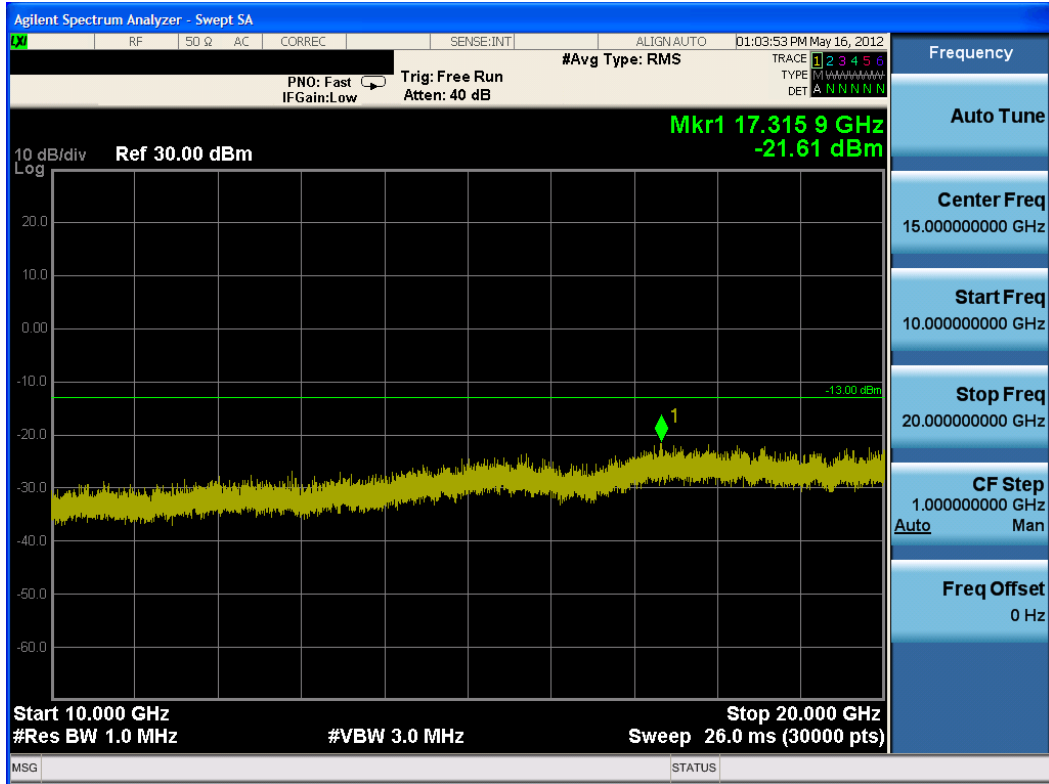


Plot 7-20. Peak-Average Ratio Plot (AWS WCDMA Mode – Ch. 1412)



Plot 7-21. Conducted Spurious Plot (AWS WCDMA Mode – Ch. 1862)

FCC ID: IHDT56NQ2	PCTEST ENGINEERING LABORATORY, INC.	FCC Pt. 24/27 GSM / EDGE / WCDMA MEASUREMENT REPORT (CERTIFICATION)	MOTOROLA	Reviewed by: Quality Manager
Test Report S/N: 0Y1205110675.IHD	Test Dates: May 16-22, 2012	EUT Type: Portable Handset		Page 40 of 49

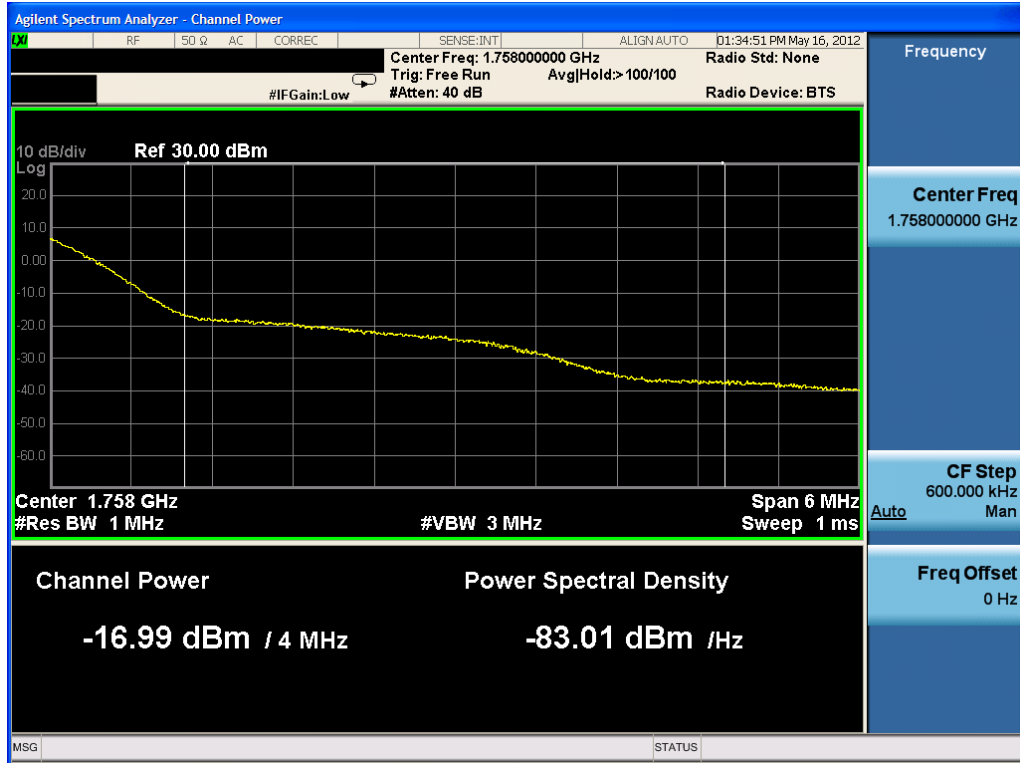


Plot 7-22. Conducted Spurious Plot (AWS WCDMA Mode – Ch. 1862)

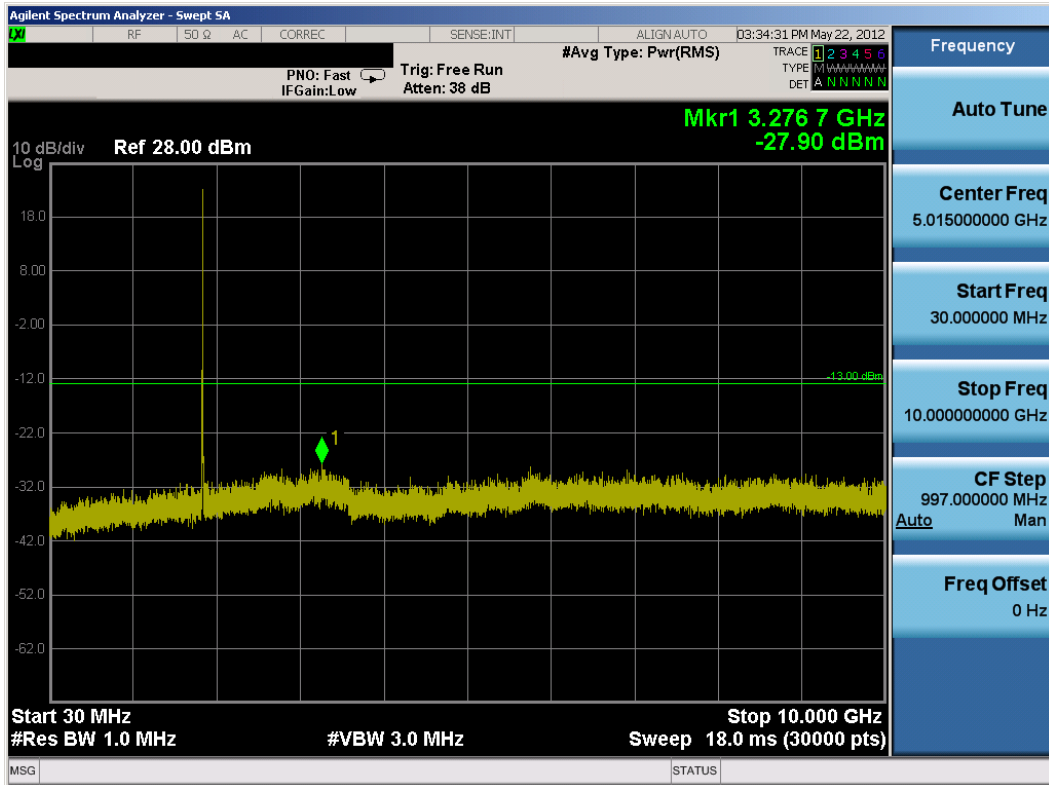


Plot 7-23. Band Edge Plot (AWS WCDMA Mode – Ch. 1862)

FCC ID: IHDT56NQ2	PCTEST ENGINEERING LABORATORY, INC.	FCC Pt. 24/27 GSM / EDGE / WCDMA MEASUREMENT REPORT (CERTIFICATION)	MOTOROLA	Reviewed by: Quality Manager
Test Report S/N: 0Y1205110675.IHD	Test Dates: May 16-22, 2012	EUT Type: Portable Handset		Page 41 of 49



Plot 7-24. 4MHz Span Plot (AWS WCDMA Mode – Ch. 1862)

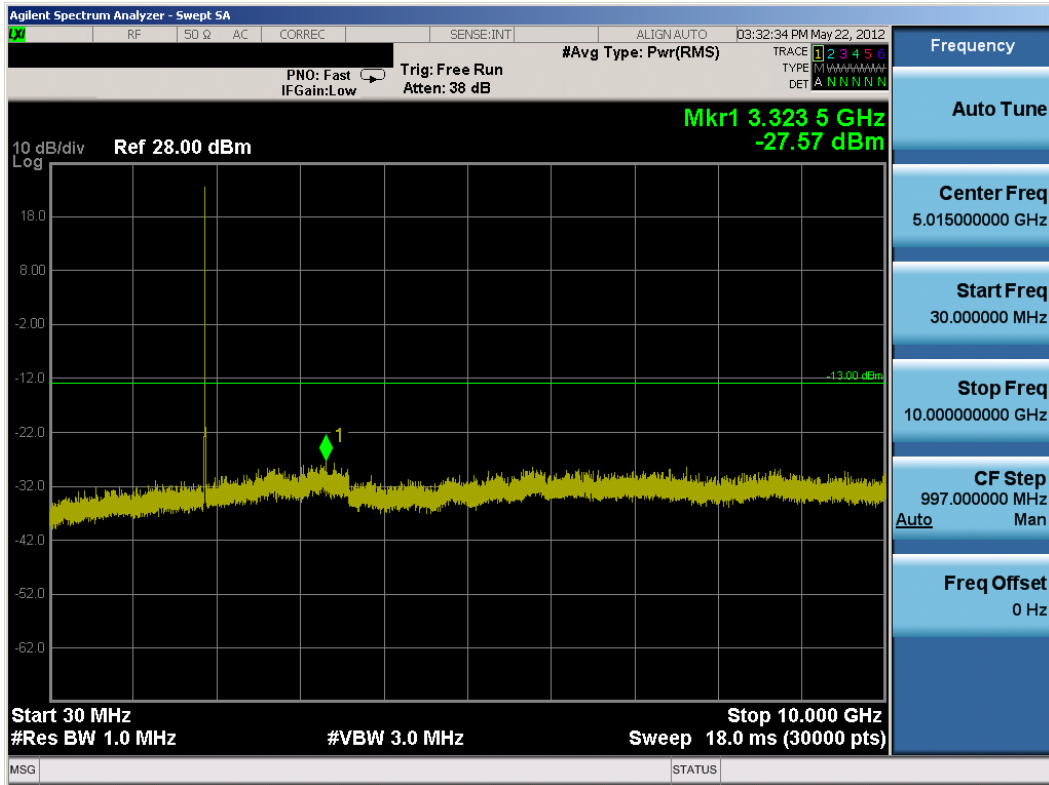


Plot 7-25. Conducted Spurious Plot (PCS WCDMA Mode – Ch. 9262)

FCC ID: IHDT56NQ2	PCTEST ENGINEERING LABORATORY, INC.	FCC Pt. 24/27 GSM / EDGE / WCDMA MEASUREMENT REPORT (CERTIFICATION)	MOTOROLA	Reviewed by: Quality Manager
Test Report S/N: 0Y1205110675.IHD	Test Dates: May 16-22, 2012	EUT Type: Portable Handset		Page 42 of 49

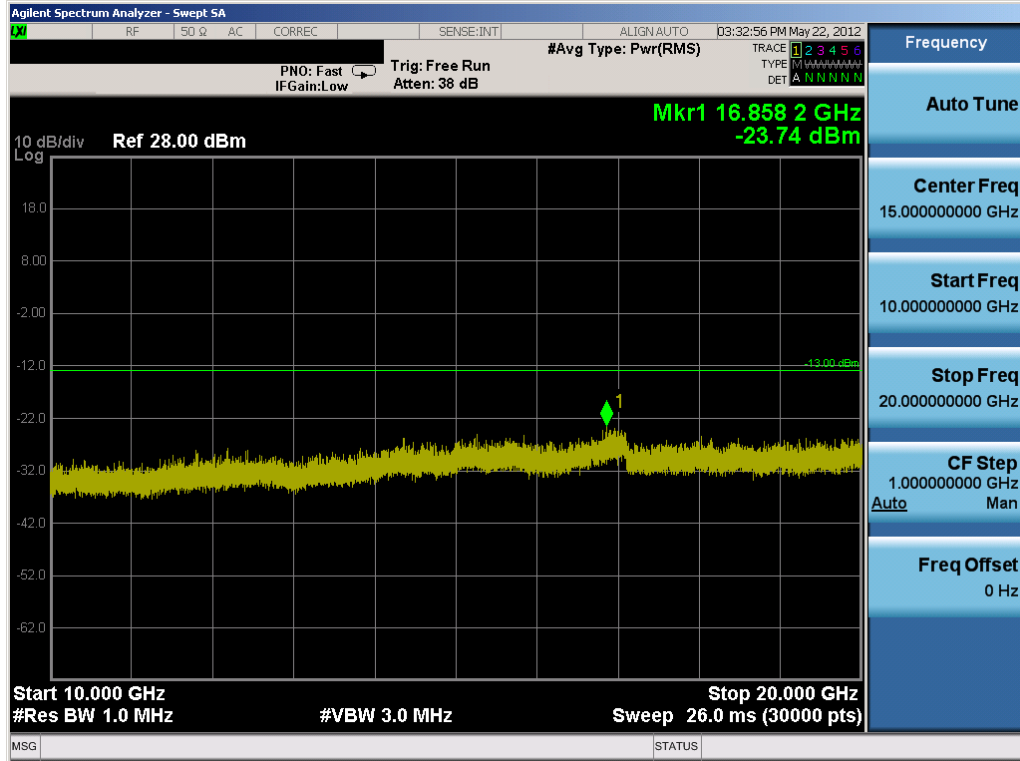


Plot 7-28. 4MHz Span Plot (PCS WCDMA Mode – Ch. 9262)

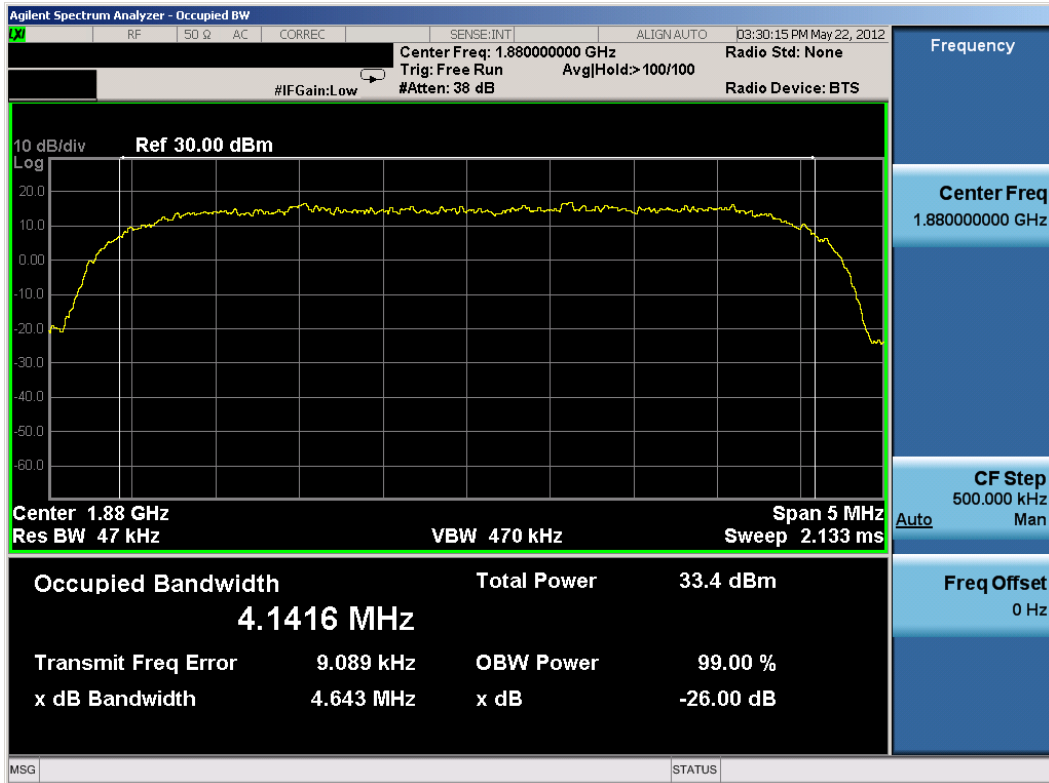


Plot 7-29. Conducted Spurious Plot (PCS WCDMA Mode – Ch. 9400)

FCC ID: IHDT56NQ2	PCTEST ENGINEERING LABORATORY, INC.	FCC Pt. 24/27 GSM / EDGE / WCDMA MEASUREMENT REPORT (CERTIFICATION)	MOTOROLA	Reviewed by: Quality Manager
Test Report S/N: 0Y1205110675.IHD	Test Dates: May 16-22, 2012	EUT Type: Portable Handset		Page 44 of 49

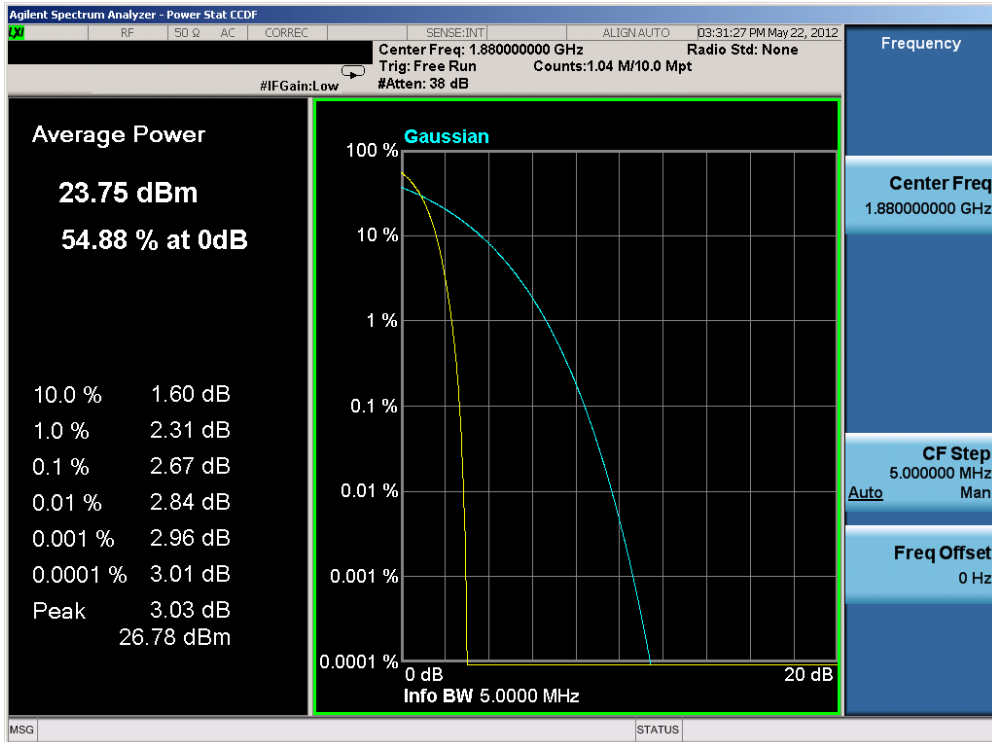


Plot 7-30. Conducted Spurious Plot (PCS WCDMA Mode – Ch. 9400)

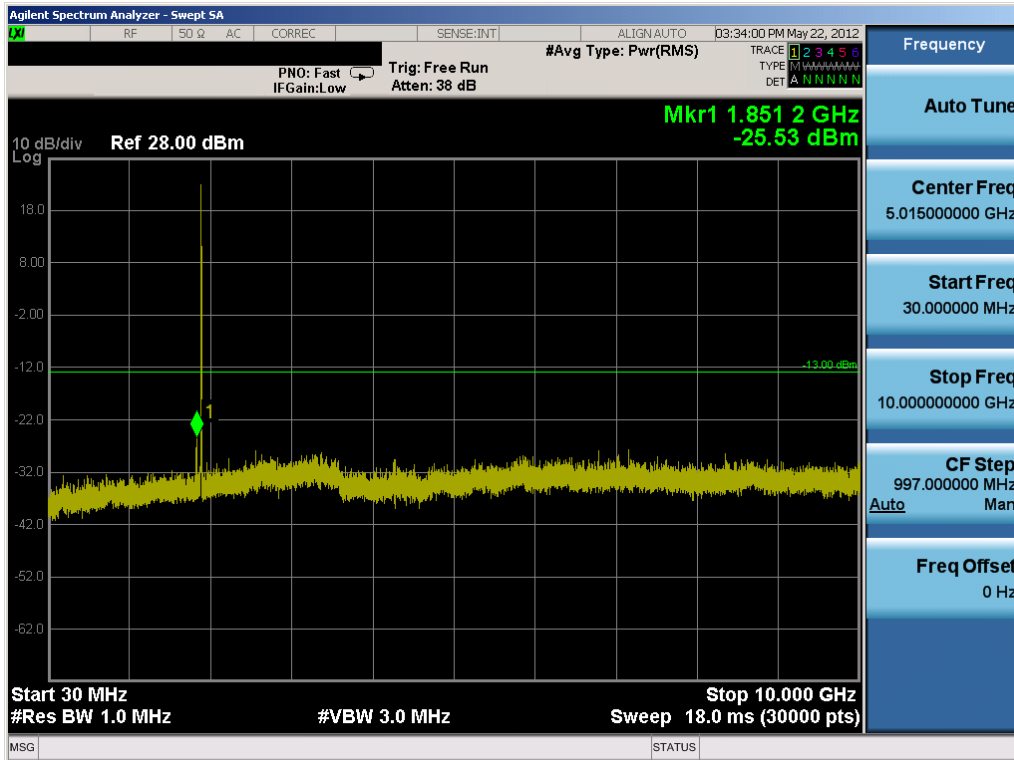


Plot 7-31. Occupied Bandwidth Plot (PCS WCDMA Mode – Ch. 9400)

FCC ID: IHDT56NQ2	PCTEST ENGINEERING LABORATORY, INC.	FCC Pt. 24/27 GSM / EDGE / WCDMA MEASUREMENT REPORT (CERTIFICATION)	MOTOROLA	Reviewed by: Quality Manager
Test Report S/N: 0Y1205110675.IHD	Test Dates: May 16-22, 2012	EUT Type: Portable Handset		Page 45 of 49

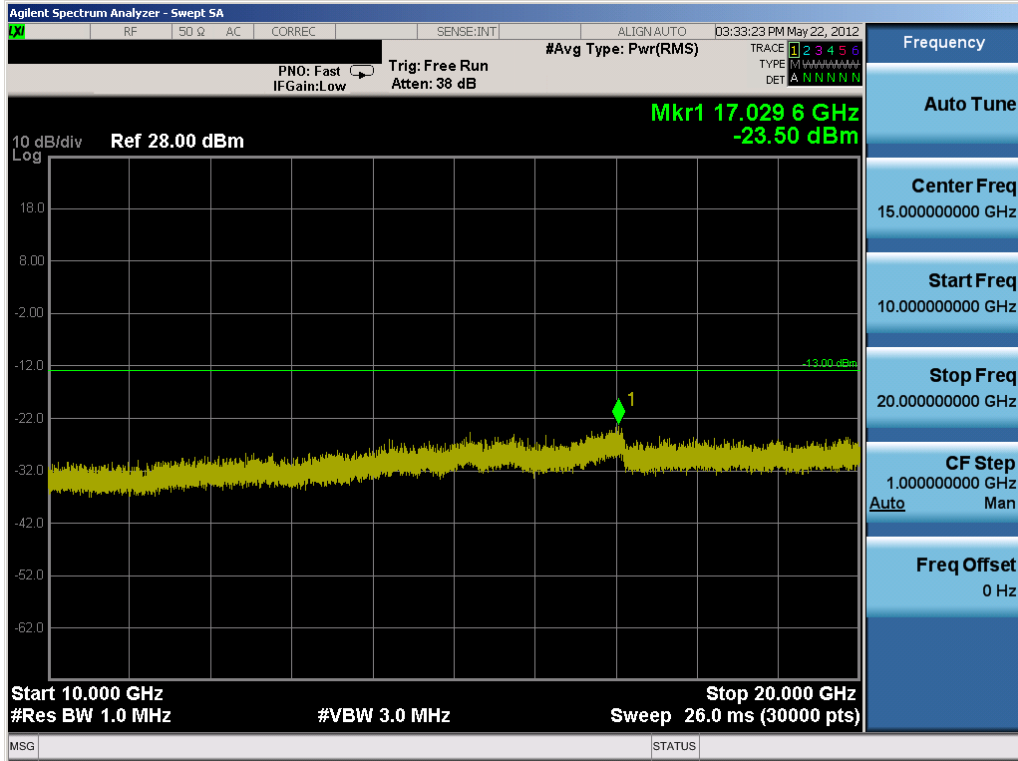


Plot 7-32. Peak-Average Ratio Plot (PCS WCDMA Mode – Ch. 9400)



Plot 7-33. Conducted Spurious Plot (PCS WCDMA Mode – Ch. 9538)

FCC ID: IHDT56NQ2	PCTEST ENGINEERING LABORATORY, INC.	FCC Pt. 24/27 GSM / EDGE / WCDMA MEASUREMENT REPORT (CERTIFICATION)	MOTOROLA	Reviewed by: Quality Manager
Test Report S/N: 0Y1205110675.IHD	Test Dates: May 16-22, 2012	EUT Type: Portable Handset		Page 46 of 49

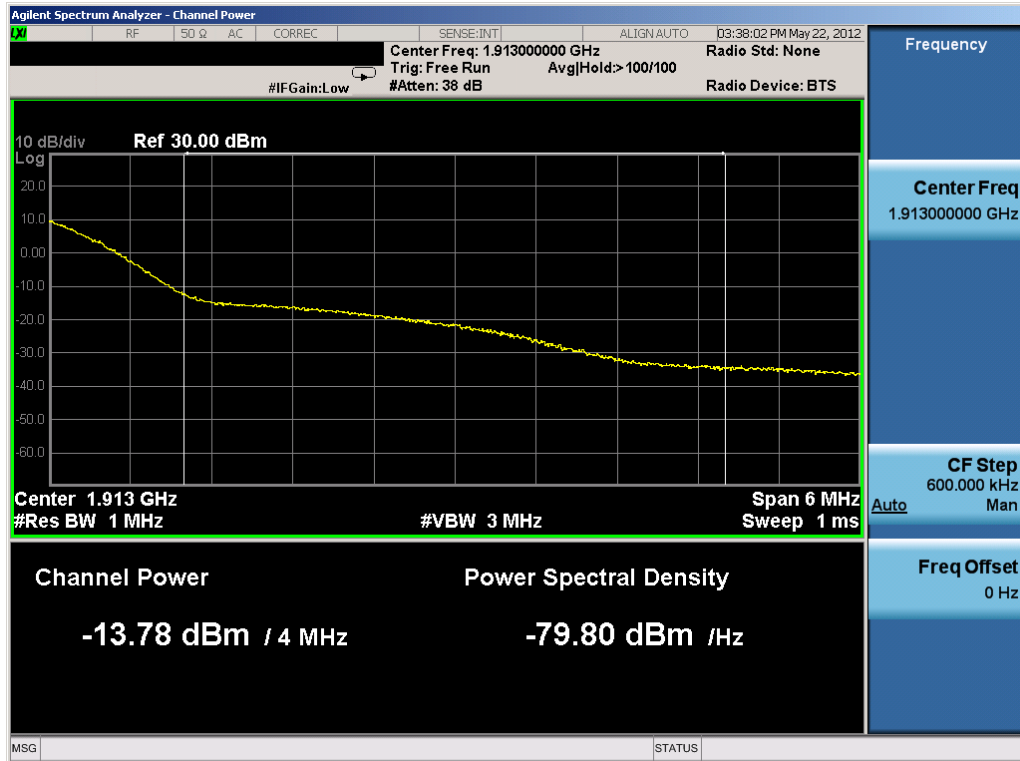


Plot 7-34. Conducted Spurious Plot (PCS WCDMA Mode – Ch. 9538)



Plot 7-35. Band Edge Plot (PCS WCDMA Mode – Ch. 9538)

FCC ID: IHDT56NQ2		FCC Pt. 24/27 GSM / EDGE / WCDMA MEASUREMENT REPORT (CERTIFICATION)		Reviewed by: Quality Manager
Test Report S/N: 0Y1205110675.IHD	Test Dates: May 16-22, 2012	EUT Type: Portable Handset		Page 47 of 49





Plot 7-36. 4MHz Span Plot (PCS WCDMA Mode – Ch. 9538)

FCC ID: IHDT56NQ2	PCTEST ENGINEERING LABORATORY, INC.	FCC Pt. 24/27 GSM / EDGE / WCDMA MEASUREMENT REPORT (CERTIFICATION)	MOTOROLA	Reviewed by: Quality Manager
Test Report S/N: 0Y1205110675.IHD	Test Dates: May 16-22, 2012	EUT Type: Portable Handset		Page 48 of 49

8.0 CONCLUSION

The data collected relate only to the item(s) tested and show that the **Motorola Portable Handset FCC ID: IHDT56NQ2** complies with all the requirements of Parts 2, 24 and 27 of the FCC rules and RSS-133, and RSS-139 of the Industry Canada rules.

FCC ID: IHDT56NQ2		FCC Pt. 24/27 GSM / EDGE / WCDMA MEASUREMENT REPORT (CERTIFICATION)		Reviewed by: Quality Manager
Test Report S/N: 0Y1205110675.IHD	Test Dates: May 16-22, 2012	EUT Type: Portable Handset	Page 49 of 49	