



Portable Cellular Phone SAR Test Report

Photographs of the Device Under Test



Figure 1: Phone Front and Back

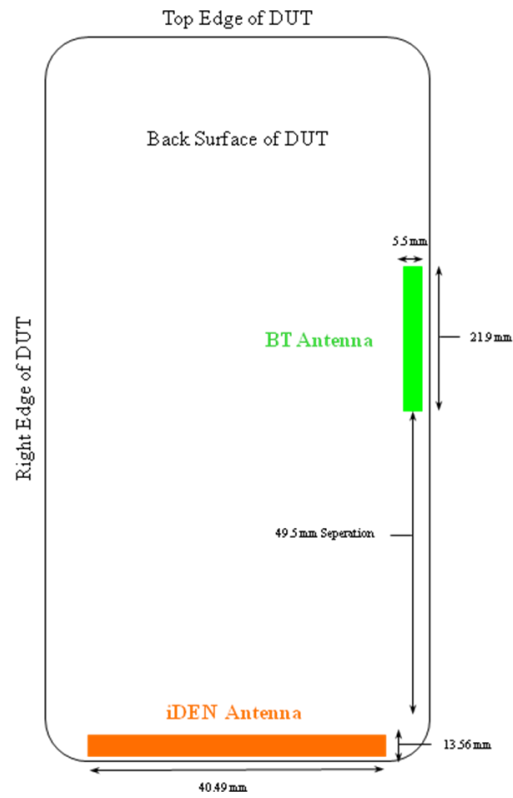


Figure 2: Antenna Separation Distances




Figure 3: Cheek Position, Front of Head of Phantom



Figure 4: Cheek Position, Top of Head of Phantom




Figure 5: Tilt Position, Front of Head of Phantom




Figure 6: Tilt Position, Top of Head of Phantom




Figure 7: Flat against Phantom Position (Body Worn / Push-to-talk)