



Pictures of Test Setup for HAC Testing IHDT56NL2



Figure 1. Phone Closed

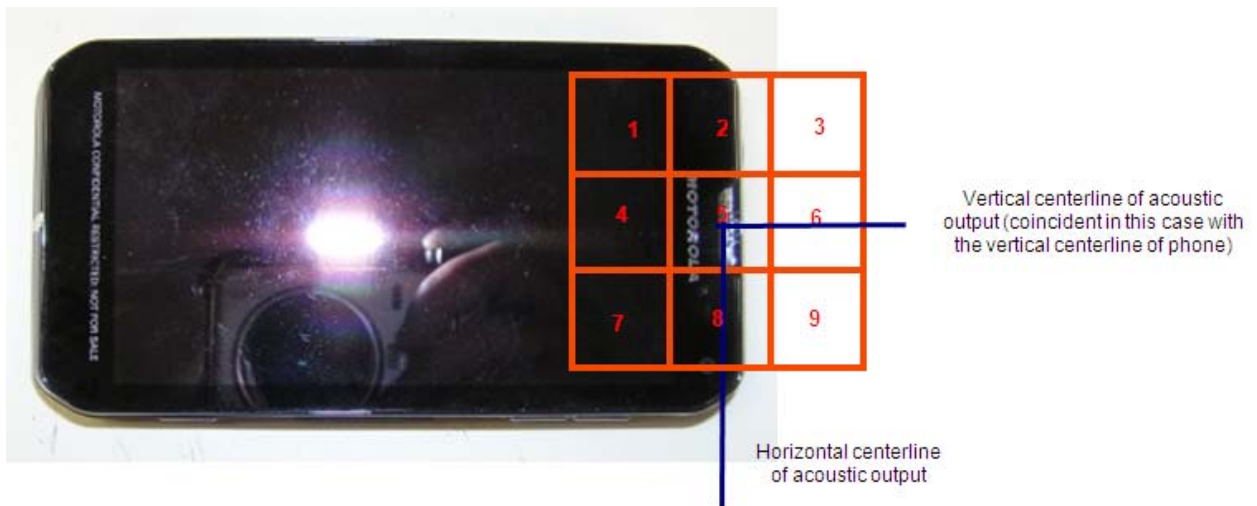


Figure 2. Phone Open - Orientation and Measurement Plane for RF Emissions Testing




Figure 3. Positioning and Measurement for RF Emissions



Figure 4. Coordinate Axis for T-coil Measurements




Figure 5. Positioning and Measurement for T-coil