



Portable Cellular Phone SAR Test Report

Photographs of the Device Under Test



Figure 1: Phone Front and Back




Figure 2: Cheek Position



Figure 3: Tilt Position




Figure 4: Body Position (25 mm separation, with audio cable shown)



Figure 5: Mobile Hotspot Position, Back of Phone facing Phantom (10 mm separation)




Figure 6: Mobile Hotspot Position, Long Edge of Phone facing Phantom Right/Left (10 mm separation)




Figure 7: Mobile Hotspot Position, Short Edge of Phone facing Phantom Top/Bottom (10 mm separation)