



Pictures of Test Setup for HAC Testing IHDT56NG1



Figure 1. Phone Front




Figure 2. Phone Front - Orientation and Measurement Plane for RF Emissions Testing




Figure 3. Positioning and Measurement for RF Emissions



Figure 4. Coordinate Axis for T-coil Measurements

			■ Axial at (1.2, -0.4)		
			■ Radial 1 at (-7.2, 3.6)		
			■ Radial 2 at (-2.4, 11.6)		



Figure 5. Location of Measured Points for T-coil measurements




Figure 6. Positioning and Measurement for T-coil