

MOTOGO!™ TV with DUAL CHIP

WELCOME

Your MOTOGO!™ TV with DUAL CHIP is stylish and sleek. Music, photos, videos, Wi-Fi, and TV all in one streamlined design.

- **Mobile TV.** Watch your shows whenever you want.
- **Dual SIM slot.** Use two SIM cards without having to swap them out.
- **Web.** Surf your favorite sites with Wi-Fi, right on your phone.

We've crammed all the main features of your phone into this handy guide, and in a matter of minutes we'll show you just how easy your phone is to use. You may be surprised at what you discover.

Note: Your phone might look a little different from the images in this guide.

Caution: Before assembling, charging, or using your phone for the first time, please read the important safety, regulatory and legal information provided with your product.

YOUR PHONE



Note: Open the protective cover to use the MicroUSB connector and phone connector. To help protect your phone, always make sure that the battery cover and any connector covers are closed and secure when you are not using them.

LET'S GO



Caution: Please read "Battery Use & Safety" on the back of this guide.

BASICS

Turn it on & off

Press and hold **Power/Lock Key** on the side of the phone for a few seconds to turn the phone on/off.

Tip: When you first turn on your phone, touch **Sign up** or **Sign in** to create or log in a Google account for Gmail and more. Or, touch **Next** to go to the home screen and log in your account later.

Touch tips

- **Touch:** To choose an icon or option.
- **Drag/Flick:** Scroll/move slowly (drag) or quickly (flick).

Menu navigation

Touch **Menu** to open the menu. Touch **Home** to close any menu or app and return to the home screen. Touch **Back** to go back. Drag the touchscreen left or right to view more panels.

Sleep & wake up

Your screen sleeps when you lock your phone. To unlock the screen, drag **Send Key** to the outer circle.



IMPORTANT KEYS



Note: Open the protective cover to use the MicroUSB connector and phone connector. To help protect your phone, always make sure that the battery cover and any connector covers are closed and secure when you are not using them.

MESSAGES

Send a message

Find it: From the home screen, touch **Messages** > **New message**.

- 1 Enter your message using the keypad.
- 2 To add pictures, sounds, or videos, touch **Insert**.
- 3 Enter one or more recipients or touch **Address** to select a contact from your phonebook.
- 4 Touch **Send** to send the message.

Note: If you're using two SIM cards, touch **Switch SIM** to select which one to use for the message.

Read messages

When you receive a message, your phone shows a message on **Messages**. Touch **Message** to open the message.

Tip: You can read all messages in your inbox by touching **Messages**.

CALLS

Find it:

From the home screen, touch **Phone**.

Make calls

Enter a number and touch **Call**.

Note: If you're using two SIM cards, select which one to use for the call.

Answer calls

When your phone rings or vibrates, touch **Call**.

Note: If your keypad is locked, drag **Call** up and touch **Accept**. (You can also drag **Call** up if your keypad goes to sleep while you are on a call.)

End a call

Touch **End call**.

Redial number

- 1 From the home screen, touch **Call log**.
- 2 Scroll to the entry you want and touch **Call**.

EMERGENCY CALLS

To call an emergency number, enter the emergency number and touch **Call**.

Your service provider programs one or more emergency phone numbers that you can call under any circumstances, even when your phone is locked. Emergency numbers vary by country. Your pre-programmed emergency number(s) may not work in all locations, and sometimes an emergency call cannot be placed due to network, environmental, or interference issues.

Cool down

In very limited circumstances, such as where your phone has been exposed to extreme heat, you may see "Cool Down" messages. To avoid possible damage to your battery and phone, you should follow these instructions until the phone is within its recommended temperature range. When your phone is in "Cool Down" mode, only emergency calls can be made.

TIPS & TRICKS

Voicemail

Touch and hold **1**. If your voicemail number is preset, you will connect.

Backlight time

To set how long your backlight stays on, touch **Settings** > **Settings** > **Display settings** > **Screen auto-lock**. Select how long your screen is idle until the screen dims.

Lock your phone

Touch **Settings** > **Settings** > **Security settings** > **Phone and SIM** > **Phone lock**, then enter a password to lock your phone. The code is originally set to **1234**.

To change your password, in the Security Settings menu, select **Phone and SIM** > **Change password**.

Note: If you can't unlock your phone, contact your service provider for help.

MUSIC

Play music

Find it: Touch **Music**.

Controls	
play/pause	Touch Play or Pause .
previous/next song	Touch Previous or Next .
fast forward/rewind	Drag the progress bar left or right.
volume	Press the side volume keys up or down .

Tip: You can use other phone features when playing music, but games, radio, and TV turn the audio player off. If you receive a call while playing music, the player pauses automatically. Your music resumes after you end the call.

MENU MAP

- Call log
- Calendar
- Camcorder
- Settings
- Alarm
- Opera
- Downloads
- Gallery
- Calculator
- Facebook
- Gmail
- File manager
- App manager
- Recorder
- Wi-Fi
- Notes
- Tasks
- FM radio
- Sync
- Email
- World clock
- Picture share
- Converter
- TV
- Contacts
- Dialer
- Messaging
- Music

This is the standard menu layout. Your menu may be a little different.



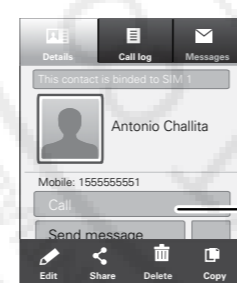
CONTACTS

Create contacts

Find it: From the home screen, touch **Contacts** > **Contact** > **Add new contact**, enter the contact name and details, then touch **Save**.

Call contacts

Touch a contact, then touch **Call**.



- To see a list of **channels**, touch **Channels**.
- To **record** a show, touch **Record**.
- To change **settings**, touch **Settings**.
- To change the **volume**, press the side volume keys.
- To **turn off** the TV, touch **Off**.

MOBILE TV

Watch TV

Find it: Touch **Mobile TV**.



Note: Before you watch TV, extend the antenna. See "YOUR PHONE" for details.

PHOTOS & VIDEOS

Take photos & videos

Find it: Touch **Camcorder**.

- To **take** the photo, touch **Take**.
- To **switch** to the video recorder, touch **Camera** > **Video**. Then touch **Record** to begin recording.

Manage photos

Find it: Touch **Gallery**.

- To **view** your stored pictures, touch **My shots**.
- To **share** photos, touch a picture, then **More** > **Share**.
- To **delete** the photo, touch **Delete**.

To **transfer** photos or videos to/from your memory card, plug your USB cable into your phone and computer, then drag and drop files.

BLUETOOTH

Find it: Touch **Settings** > **Settings** > **Network & connectivity** > **Bluetooth** (toggle switch on).

Connect new devices

- 1 Make sure the device you are pairing with is in discoverable mode.
- 2 Touch **Settings** > **Settings** > **Network & connectivity** > **Bluetooth settings** > **Paired devices** > **Search**.
- 3 When your phone lists the devices it finds within range, select the device name > **Pair** to connect with it.
- 4 If necessary, press **Yes** and, if prompted, enter the device passkey (such as **0000**) to connect to the device.

To automatically reconnect/disconnect your phone with a paired device, just turn the device on/off.

To send a media file or contact, open the item that you want to transfer, then press **More** (if necessary) > **Share** > **By Bluetooth**.

WEB

Surf the web

Use your phone's browser to surf your favorite web sites.


Find it: Touch **Opera**.

- To go to a webpage, touch the address bar and enter the URL using the keypad.
- To go to your home page, touch **More** > **Homepage**.
- To bookmark a page, touch **More** > **Bookmarks** > **Add**.

Note: If you can't connect, contact your service provider.

HOME SCREEN

The home screen is what you see when you turn on the phone or touch **Home** from a menu. It's basically like this:



Note: Your home screen may look a little different.

Safety, Regulatory & Legal

Battery Use & Safety

The following battery use and safety information applies to all Motorola mobile devices. If your mobile device uses a non-rechargeable main battery (as stated in your product information), details related to handling and replacing your battery should be disregarded—the battery should only be replaced by a Motorola-approved service facility, and any attempt to remove your battery may damage the product.

Important: Handle and store batteries properly to avoid injury or damage. Most battery safety issues arise from improper handling of batteries, and particularly from the continued use of damaged batteries.

- DON'Ts**
 - Don't disassemble, crush, puncture, shred, or otherwise attempt to change the form of your battery.**
 - Don't use tools, sharp objects, or excessive force to insert or remove the battery as this can damage the battery.**
 - Don't let the mobile device or battery come in contact with liquids.*** Liquids can get into the mobile device's circuits, leading to corrosion.

- Don't allow the battery to touch metal objects.** The metal objects, such as jewelry, stay in prolonged contact with the battery contact points, the battery could become very hot.
- Don't place your mobile device or battery near a heat source.*** High temperatures can cause the battery to swell, leak, or malfunction.
- Don't dry a wet or damp battery with an appliance or heat source,** such as a hair dryer or microwave oven.

- DOs**
 - Do avoid leaving your mobile device in your car in high temperatures.***
 - Do avoid dropping the mobile device or battery.*** Dropping these items, especially on a hard surface, can potentially cause damage.
 - Do contact your service provider or Motorola if your mobile device or battery has been damaged in any of the ways listed here.**

- Note:** Always make sure that any battery, connector and compartment covers are closed and secured to avoid direct exposure of the battery to any of these conditions, even if your product information states that your **mobile device** can resist damage from these conditions.
- Important: Motorola recommends you always use Motorola-branded batteries and chargers for quality assurance and safeguards.** Motorola's warranty does not cover damage to the mobile device caused by non-Motorola batteries and/or chargers. To help you identify authentic Motorola batteries from non-original or counterfeit batteries (that may not have adequate safety protection), Motorola provides holograms on its batteries. You should confirm that any battery you purchase has a "Motorola Original" hologram.

When you repeatedly perform actions such as pressing keys or entering finger-written characters, you may experience occasional discomfort in your hands, arms, shoulders, neck, or other parts of your body. If you continue to have discomfort during or after such use, stop use and see a physician.

Repetitive Motion

Keep your mobile device and its accessories away from small children. These products are not toys and may be hazardous to small children. For example:

- A choking hazard may exist for small, detachable parts.
- Improper use could result in loud sounds, possibly causing hearing injury.
- Improperly handled batteries could overheat and cause a burn.

- Supervise access for older children.** Similar to a computer, if an older child does use your mobile device, take the following steps to monitor their access to help prevent:
 - Exposure to inappropriate apps or content.
 - Improper use of apps or content.
 - Loss of data.

Glass Parts

Some parts of your mobile device may be made of glass. This glass could break if the product receives a substantial impact. If glass breaks, do not touch or attempt to remove. Stop using your mobile device until the glass is replaced by a qualified service center.

Operational Warnings

Obey all posted signs when using mobile devices in public areas.





Potentially Explosive Areas

Potentially explosive areas are often, but not always, posted and can include blasting areas, fueling stations, fueling areas (such as below decks on boats), fuel or chemical transfer or storage facilities, or areas where the air contains chemicals or particles, such as grain/dust, or metal powders.

When you are in such an area, turn off your mobile device, and do not remove, install, or charge batteries, unless it is a radio factory type especially qualified for use in such areas and certified as "Intrinsically Safe" (for example, Radio City Mutual, CSA, or UK approved). In these areas, sparks can occur and cause an explosion or fire.

Symbol Key

Your battery, charger, or mobile device may contain symbols, defined as follows:

Symbol	Definition
	Important safety information follows.
	Do not dispose of your battery or mobile device in a fire.
	Your battery or mobile device may require recycling in accordance with local laws. Contact your local regulatory authorities for more information.
	Do not dispose of your battery or mobile device with your household waste. See "Recycling" for more information.

Symbol	Definition
	Do not use tools.
	For indoor use only.

Radio Frequency (RF) Energy

Exposure to RF Energy

Your mobile device contains a transmitter and receiver. When it is ON, it receives and transmits RF energy. When you communicate with your mobile device, the system handling your call controls the power level at which your mobile device transmits.

Your mobile device is designed to comply with local regulatory requirements in your country concerning exposure of human beings to RF energy.

RF Energy Operational Precautions

For optimal mobile device performance, and to be sure that human exposure to RF energy does not exceed the guidelines set forth in the relevant standards, always follow these instructions and precautions:

- When placing or receiving a phone call, hold your mobile device just like you would a landline phone.
- If you wear the mobile device on your body, always place the mobile device in a Motorola-supplied or approved accessory (e.g. clip, holder, holster, case or arm band). If you do not use a body-worn accessory supplied or approved by Motorola, ensure that whatever product is used is free of any metal and that it positions the mobile device at least 2.5 cm (1 inch) away from the body.
- Using accessories not supplied or approved by Motorola may cause your mobile device to exceed RF energy exposure guidelines. For a list of Motorola-supplied or approved accessories, visit our website at: www.motorola.com.

For more information about hearing, see our website at direct.motorola.com/hellomoto/hsss/AcousticSafety.asp (in English only).

RF Energy Interference/Compatibility

Nearly every electronic device is subject to RF energy interference from external sources if inadequately shielded, designed, or otherwise configured for RF energy compatibility. In some circumstances, your mobile device may cause interference with other devices.

Follow Instructions to Avoid Interference Problems

Turn off your mobile device in any location where posted notices instruct you to do so, such as hospitals or health care facilities.

In an aircraft, turn off your mobile device whenever instructed to do so by airline staff. If your mobile device offers an airplane mode or similar feature, consult airline staff about using it in flight.

Medical Devices

If you have a medical device, including an implantable medical device such as a pacemaker or defibrillator, consult your healthcare provider and the device manufacturer's directions before using this mobile device. Persons with implantable medical devices should observe the following precautions:

- ALWAYS keep the mobile device more than 20 centimeters (8 inches) from the implantable medical device when the mobile device is turned ON.
- DO NOT carry the mobile device in the breast pocket.
- Use the ear opposite the implantable medical device to minimize the potential for interference.
- Turn OFF the mobile device immediately if you have any reason to suspect that interference is taking place.

Regulatory Information

Your Motorola mobile device is designed to comply with national and international regulatory requirements. For full compliance statements and details, please refer to the regulatory information in your printed product guide.

Specific Absorption Rate (FCC & IC)

YOUR MOBILE DEVICE MEETS FCC AND IC LIMITS FOR EXPOSURE TO RADIO WAVES.

Your mobile device is a radio transmitter and receiver. It is designed not to exceed the limits for exposure to radio waves (radio frequency electromagnetic fields) recommended by the Federal Communications Commission (FCC) and Industry Canada (IC). These limits include a substantial safety margin designed to assure the safety of all persons, regardless of age and health.

The radio wave exposure guidelines use a unit of measurement known as the Specific Absorption Rate, or SAR. The SAR limit for mobile devices is 1.6 W/kg. Tests for SAR are conducted using standard operating positions with the device transmitting at its highest certified power level in all tested frequency bands. The highest SAR values under the FCC and IC guidelines for your device model are listed below.

Head SAR	GSM 1900, Wi-Fi, Bluetooth	1.33 W/kg
Body-worn SAR	GSM 1900, Wi-Fi, Bluetooth	0.405 W/kg

During use, the actual SAR values for your device are usually well below the values stated. This is because, for purposes of system efficiency and to minimize interference on the network, the operating power of your mobile device is automatically decreased when full power is not needed for the call. The lower the power output of the device, the lower its SAR value. If you are interested in further reducing your RF exposure then you can easily do so by limiting your usage or simply using a hands-free kit to keep the device away from the head and body.

Additional information can be found at www.motorola.com/rfhealth.

Specific Absorption Rate (ICNIRP)

YOUR MOBILE DEVICE MEETS INTERNATIONAL GUIDELINES FOR EXPOSURE TO RADIO WAVES.

Your mobile device is a radio transmitter and receiver. It is designed not to exceed the limits for exposure to radio waves (radio frequency electromagnetic fields) recommended by international guidelines. The guidelines were developed by an independent scientific organization (ICNIRP) and include a substantial safety margin designed to assure the safety of all persons, regardless of age and health.

The radio wave exposure guidelines use a unit of measurement known as the Specific Absorption Rate, or SAR. The SAR limit for mobile devices is 2 W/kg. Tests for SAR are conducted using standard operating positions with the device transmitting at its highest certified power level in all tested frequency bands. The highest SAR values under the ICNIRP guidelines for your device model are listed below.

Head SAR	UMTS 1800 + Wi-Fi + Bluetooth	0.909 W/kg
Body-worn SAR	GSM 900 + Wi-Fi + Bluetooth	0.466 W/kg

During use, the actual SAR values for your device are usually well below the values stated. This is because, for purposes of system efficiency and to minimize interference on the network, the operating power of your mobile device is automatically decreased when full power is not needed for the call. The lower the power output of the device, the lower its SAR value. If you are interested in further reducing your RF exposure then you can easily do so by limiting your usage or simply using a hands-free kit to keep the device away from the head and body.

Additional information can be found at www.motorola.com/rfhealth.

European Union Directives/Conformity Statement

The following CE compliance information is applicable to Motorola mobile devices that carry one of the following CE marks:

CE 0168

CE 01680



(Only Indoor Use Allowed In France for Bluetooth and/or Wi-Fi)

Hereby, Motorola declares that this product is in compliance with:

- The essential requirements and other relevant provisions of Directive 1999/5/EC
- All other relevant EU Directives

For products that support Wi-Fi 802.11a [as defined in your product information]: This device is restricted to indoor use when operating in the 5.15 to 5.25 GHz (802.11a) Wi-Fi frequency band.

The following gives an example of a typical Product Approval Number:

IMEI: 3500344013947219	Product Approval Number
	
Type: MC241H14	

You can view your product's Declaration of Conformity (DoC) to Directive 1999/5/EC (to R&TTE Directive) at www.motorola.com/rfite (in English only). To find your DoC, enter the Product Approval Number from your product's label in the "Search" bar on the website.

FCC Notice to Users

The following statement applies to all products that bear the FCC logo on the product label. This equipment has been tested and found to comply with the limits for a Class B digital device, pursuant to part 15 of the FCC Rules, See 47 CFR Sec. 1.105(b). These limits are designed to provide reasonable protection against harmful interference in a residential installation. This equipment generates, uses and can radiate radio frequency energy and, if not installed and used in accordance with the instructions, may cause harmful interference to radio communications. However, there is no guarantee that interference will not occur in a particular installation. This equipment does cause harmful interference to radio or television reception, which can be determined by turning the equipment off and on, the user is encouraged to try to correct the interference by one or more of the following measures:

- Reorient or relocate the receiving antenna.
- Increase the separation between the equipment and the receiver.
- Connect the equipment to a outlet on a circuit different from that to which the receiver is connected.
- Consult the dealer or an experienced radio/TV technician for help.
- This device complies with part 15 of the FCC Rules. Operation is subject to the following two conditions: (1) This device may not cause harmful interference, and (2) this device must accept any interference received, including interference that may cause undesired operation. See 47 CFR Sec. 15.19(a)(3). Motorola has not approved any changes or modifications to this device by the user. Any changes or modifications could void the user's authority to operate the equipment. See 47 CFR Sec. 15.21. For products that support Wi-Fi 802.11a [as defined in your product information]: This device is restricted to indoor use when operating in the 5.15 to 5.25 GHz (802.11a) Wi-Fi frequency band.

Software Notices

Warning against unlocking the bootloader or altering a product's operating system software: Motorola strongly recommends against altering a product's operating system, which includes unlocking the bootloader, rooting a device or running any operating software other than the approved versions issued by Motorola and its partners. Such alterations may permanently damage your product, cause your product to be unsafe and/or cause your product to malfunction. In such cases, neither the product nor any damage resulting therefrom will be covered by warranty.

Important FCC information: You must not make or enable any changes to the product that will impact its FCC grant of equipment authorization. The FCC grant is based on the product's emission, modulation, and

transmission characteristics, including: power levels, operating frequencies and bandwidths, SAR levels, duty-cycle, transmission modes (e.g., CDMA, GSM), and intended method of using the product (e.g., how the product is held or used in proximity to the body). A change to any of these factors will invalidate the FCC grant. It is illegal to operate a transmitting product without a valid grant.

Location Services

The following information is applicable to Motorola mobile devices that provide location-based functionality. Location sources can include GPS, AGPS and Wi-Fi.

Your mobile device can use *Global Positioning System* (GPS) signals for location-based applications. GPS uses satellites controlled by the U.S. government that are subject to changes implemented in accordance with the Department of Defense policy and the Federal Radio Navigation Plan. These changes may affect the performance of location technology on your mobile device.

Your mobile device can also use *Assisted Global Positioning System* (AGPS), which obtains information from the cellular network to improve GPS performance. AGPS uses your wireless service provider's network and therefore airtime, data charges, and/or additional charges may apply in accordance with your service plan. Contact your wireless service provider for details.

Your mobile device can also use *Wi-Fi* signals to determine your approximate location, using information from known and available Wi-Fi networks.

Your Location

Location-based information includes information that can be used to determine the approximate location of a mobile device. Mobile devices which are connected to a wireless network transmit location-based information. Devices enabled with location technology also transmit location-based information.

Additionally, if you use applications that require location-based information (e.g. driving directions), such applications transmit location-based information. This location-based information may be shared with third parties, including your wireless service provider, applications providers, Motorola, and other third parties providing services.

Emergency Calls

When you make an emergency call, the cellular network may activate the AGPS technology in your mobile device to tell the emergency responders your approximate location.

AGPS has limitations and **might not work in your area.** Therefore:

- Always tell the emergency responder your location to the best of your ability, and
- Remain on the phone for as long as the emergency responder instructs you.

Privacy & Data Security

Motorola understands that privacy and data security are important to everyone. Because some features of your mobile device may affect your privacy or data security, please follow these recommendations to enhance protection of your information:

- Monitor access.**—Keep your mobile device with you and do not leave it where others may have unmonitored access. Use your device's security and lock features, where available.
- Keep software up to date.**—If Motorola or a software/application vendor releases a patch or software fix for your mobile device that updates the device's security, install it as soon as possible.
- Secure Personal Information.**—Your mobile device can store personal information in various locations including your SIM card, memory card, and phone memory. Be sure to remove or clear all personal information before you recycle, return, or give away your device. You can also backup your personal data to transfer to a new device.

Note: For information on how to backup or wipe data from your mobile device, go to www.motorola.com/support

- Online accounts.**—Some mobile devices provide a Motorola online account (such as MOTOBLUR). Go to your account for information on how to manage the account, and how to use security features such as remote wipe and device location (where available).
- Applications and updates.**—Choose your apps and updates carefully, and install from trusted sources only. Some apps can impact your phone's performance and/or have access to private information including account details, call data, location details and network resources.
- Wireless.**—For mobile devices with Wi-Fi features, only connect to trusted Wi-Fi networks. Also, when using your device as a hotspot (where available) use network security. These precautions will help prevent unauthorized access to your device.
- Location-based information.**—Mobile devices enabled with location based technologies such as GPS, AGPS or Wi-Fi, can transmit location-based information. See "Location Services" for more details.
- Other information your device may transmit.**—Your device may also transmit testing and other diagnostic (including location-based) information, and other non-personal information to Motorola or other third-party servers. This information is used to help improve products and services offered by Motorola.

If you have further questions regarding how the use of your mobile device may impact your privacy or data security, please contact Motorola at privacy@motorola.com, or contact your service provider.

Use & Care

To care for your Motorola mobile device, please observe the following:

- liquids**
 - Don't expose your mobile device to water, rain, extreme humidity, sweat, or other liquids.
- drying**
 - Don't try to dry your mobile device using a microwave oven, conventional oven, or dryer, as this may damage the mobile device.

extreme heat or cold

Don't store or use your mobile device in temperatures below -10°C (14°F) or above 60°C (140°F). Don't recharge your mobile device in temperatures below 0°C (32°F) or above 45°C (113°F).

dust and dirt

Don't expose your mobile device to dust, dirt, sand, food, or other inappropriate materials.

cleaning

To clean your mobile device, use only a dry soft cloth. Don't use alcohol or other cleaning solutions.

shock and vibration

Don't drop your mobile device.

protection

To help protect your mobile device, always make sure that any battery, connector and compartment covers are closed and secure.

Recycling

Mobile Devices & Accessories

Please do not dispose of mobile devices or electrical accessories (such as chargers, headsets, or batteries) with your household waste, or in a fire. These items should be disposed of in accordance with the national collection and recycling schemes operated by your local or regional authority. Alternatively, you may return unwanted mobile devices and electrical accessories to any Motorola Approved Service center in your region. Details of Motorola approved national recycling schemes, and further information on Motorola recycling activities can be found at: www.motorola.com/recycling

Packaging & Product Guides

Product packaging and product guides should only be disposed of in accordance with national collection and recycling requirements. Please contact your regional authorities for more details.

Software Copyright

Motorola products may include copyrighted Motorola and third-party software stored in semiconductor memories or other media. Laws in the United States and other countries presive for Motorola and third-party software providers certain exclusive rights for copyrighted software, such as the exclusive rights to distribute or reproduce the copyrighted software. Accordingly, any copyrighted software contained in Motorola products may not be modified, reverse-engineered, distributed, or reproduced in any manner to the extent allowed by law. Furthermore, the purchase of Motorola products shall not be deemed to grant either directly or by implication, estoppel, or otherwise, any license under the copyrights, patents, or patent applications of Motorola or any third-party software provider, except for the normal, non-exclusive, royalty-free license to use that arises by operation of law in the sale of a product.

Content Copyright

The unauthorized copying of copyrighted materials is contrary to the provisions of the Copyright Laws of the United States and other countries. This device is intended solely for copying non-copyrighted materials, materials in which you own the copyright, or materials which you are authorized or legally permitted to copy. If you are uncertain about your right to copy any material, please contact your legal advisor.

Service & Repairs

If you have questions or need assistance, we're here to help. Go to www.motorola.com/support, where you can select from a number of customer care options. You can also contact the Motorola Customer Support Center at 0800 866 8676 (Argentina), 800-201-442 (Chile), 01-800-700-1504 (Colombia), 01 800 021 0000 (Mexico), 0800-100-4289 (Venezuela), or 0-800-52-070 (Peru).

How to Obtain Service or Other Information

- Please access and review the online Customer Support section of Motorola's consumer website prior to requesting warranty service.
- If the Product is still in functioning properly after making use of this resource, please contact the Warranty Center listed at the Motorola website or the contact information for the corresponding location.
- A representative of Motorola, or of a Motorola Authorized Repair Center, will help determine whether your Product requires service. You may be required to download, or otherwise obtain and accept software updates from Motorola or a Motorola Authorized Repair Center. You are responsible for any applicable carrier service fees incurred while obtaining the required downloads. Complying with the warranty service, repair instructions and accepting such software updates is required in order to receive additional warranty support.
- If the software update does not fix the problem, you will receive instructions on how to ship the Product to a Motorola Authorized Repair Center or other entity.
- To obtain warranty service, as permitted by applicable law, you are required to include: (a) a copy of your receipt, bill of sale or other comparable proof of purchase; (b) a written description of the problem; (c) the name of your service provider, if applicable; (d) your address and telephone number. In the event the Product is not covered by the Motorola Limited Warranty, Motorola will inform the consumer of the availability, price and other conditions applicable to the repair of the Product.

Use & Care

To care for your Motorola mobile device, please observe the following:

- liquids**
 - Don't expose your mobile device to water, rain, extreme humidity, sweat, or other liquids.
- drying**
 - Don't try to dry your mobile device using a microwave oven, conventional oven, or dryer, as this may damage the mobile device.

extreme heat or cold

Don't store or use your mobile device in temperatures below -10°C (14°F) or above 60°C (140°F). Don't recharge your mobile device in temperatures below 0°C (32°F) or above 45°C (113°F).

Who is Covered?

This Limited Warranty extends only to the first consumer purchaser of the Product, and is not transferable.

What Does this Limited Warranty Cover?

Motorola Mobility Inc. or its subsidiaries' warranty obligations are limited to the terms and conditions set forth herein. Subject to the exclusions contained below, Motorola Mobility Inc. or its subsidiaries ("Motorola") warrant this Mobile Phone, and any in-box accessories which accompany such Mobile Phone ("Product") against defects in materials and workmanship, under normal consumer use, for a period of ONE (1) YEAR from the date of retail purchase by the original end-user purchaser, or the period of time required by the laws of the country where the Product is purchased, whichever is longer ("Warranty Period"). Repairs made under this Limited Warranty are covered for the balance of the original Warranty Period, or 90 days from the date of service, whichever is longer. Any upgrade to the original product will be covered only for the duration of the original Warranty Period.

This Limited Warranty is only available in the country where the Product was purchased. Motorola may provide service outside the country of purchase, to the extent that it is possible and under the terms and conditions of the country of purchase. This Limited Warranty applies only to new Products which are a) manufactured by or for Motorola as identified by the "Motorola" trademark, trade name, or logo legally affixed to them; b) purchased by consumers from an authorized reseller or distributor of Motorola Products; and c) accompanied by this written Limited Warranty.

What Will Motorola Do?

If a covered defect or damage arises and a valid warranty claim is received within the applicable Warranty Period, Motorola, at its sole option, will either: (i) repair, at no charge, the defect or damage using new, used or reconditioned/refurbished functionally equivalent replacement parts; or (2) exchange the Product with a replacement Product that is new or which has been reconditioned/refurbished or otherwise remanufactured from new or used parts and is functionally equivalent to the original Product; or (3) refund the purchase price of any Products covered by the terms and conditions of this Limited Warranty.

Products, parts and supporting documentation provided to Motorola as part of the warranty process, shall become the property of Motorola, and may not be returned. When a replacement or refund is given, the Product for which the replacement or refund is provided must be returned to Motorola and shall become the property of Motorola.

Exclusions (Products and Accessories)

This warranty does not apply to:

- Consumable parts,** such as batteries or protective coatings designed to diminish over time unless failure has occurred due to a defect in materials or workmanship. As with all batteries, the maximum capacity of the battery will decrease with time and use; this is not a defect. Only defective batteries and batteries that leak are covered by this warranty.
- Cosmetic damage,** including but not limited to scratches, dents, cracks or other cosmetic damage.
- Damage caused by use with non-Motorola products.** Defects or damage that result from the use of non-Motorola branded certified products, accessories or other peripheral equipment, including without limitation housings, parts, or software, are excluded from coverage.
- Damage caused by accident, abuse, misuse, liquid contact, fire, earthquake or other external causes,** including but not limited to: (i) improper usage or operation (e.g. operating the Product outside their permitted or intended uses as defined by Motorola, including but not limited to as set forth by Motorola in the Products' User Manual, Quick Start Guide, Online Tutorials, and other documentation), improper storage (e.g. subjecting the Product to extreme temperatures), abuse or neglect (e.g. broken/bent/missing pins/fasteners/connectors); impact damage (e.g. dropping the Product) (ii) contact with liquids, water, rain, extreme humidity, heavy perspiration or other moisture; sand, food, dirt or similar substances (except for Products sold as resistant to such substances, but only to the extent the damage was not caused by incorrectly securing the phone's protective elements or subjecting the Product to conditions beyond its stated specifications or limits); (iii) use of the Products for commercial purposes; or (iv) external causes or acts which are not the fault of Motorola, including but not limited to flood, fire, earthquake, tornado or other acts of God, are excluded from coverage.
- Unauthorized Service or Modification.** Defects or damage resulting from service, testing, adjustment, installation, maintenance, alteration, or modification in any way, including but not limited to tampering with or altering the software, by someone other than Motorola, or its authorized service centers, are excluded from coverage. Notwithstanding the foregoing, any Product which has had its bootloader unlocked, or whose operating system has been altered, including any failed attempts to unlock the bootloader or alter such operating system, is not covered by this warranty, regardless of whether such modifications are authorized, approved, or otherwise sanctioned by Motorola.
- Product or part that has been altered in any manner without the written permission of Motorola.** Products that have been modified in any manner so as to prevent Motorola from determining whether such Products are covered under the terms of this Limited Warranty are excluded from coverage.

The foregoing shall include but not be limited to (i) serial numbers, date tags or other manufacturer coding that has been removed, altered or obliterated; (ii) mismatched or duplicated serial numbers; or (iii) broken seals or other evidence of tampering. Do not open the Product or attempt to repair the Product yourself, such