

MOTOROLA W419G

LIFE. POWERED.

WELCOME

Your Motorola W419G makes life easier—with style.

- **Organization.** Stay ahead of your work and personal life with calendar and contacts.
- **Music.** Enjoy your favorite FM radio stations.
- **Photos.** Use your phone's camera to take photos and send them to your friends.

We've crammed all the main features of your phone into this handy guide, and in a matter of minutes we'll show you just how easy your phone is to use. You may be surprised at what you discover.

Note: Your phone may not appear exactly as the images in this guide.

Caution: Before assembling, charging, or using your phone for the first time, please read the important safety, regulatory and legal information provided with your product.

YOUR PHONE

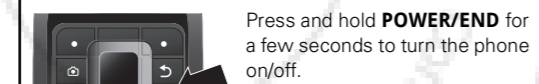


LET'S GO

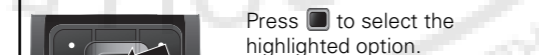
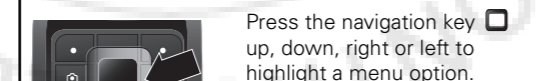
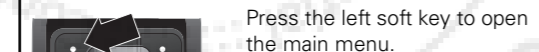


BASICS

Turn it on & off



Menu navigation



PERSONALIZE

Set your wallpaper

Change the wallpaper to one that makes you smile. Press **Menu** > **Settings** > **Phone settings** > **Display** > **Wallpaper**

Set ringtone & volume

Play it loud or keep it quiet, you choose. Press **Menu** > **Settings** > **User profiles**

Choose a profile. Press **Options** > **Customize** to edit a profile.

Set auto power

Choose when to receive calls and messages—really useful stuff. Press **Menu** > **Settings** > **Phone settings** > **Schedule power on/off**

MESSAGES

Send an SMS or MMS

- 1 Press **Menu** > **Messages** > **Create message**.
- 2 Enter your message using the keypad.
Tip: Press **Options** > **Input method** to switch text entry modes. Press **#** to switch capitalization modes. Press ***** to enter a space.
- 3 To add pictures, sounds, or videos, press **Options**.
- 4 Press **Options** > **Send to** to enter one or more recipients or to select a contact from your phonebook.

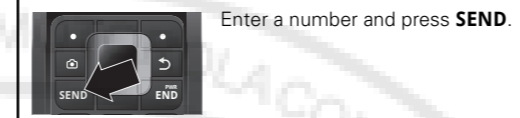
Read messages

When you receive a message, your phone plays an alert and displays at the top of the screen. Press **View** > to open the message.

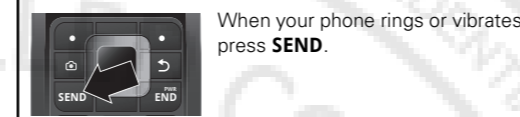
Tip: You can read all messages in your inbox by pressing **Menu** > **Messages** > **Inbox**.

CALLS

Make calls



Answer calls



End a call



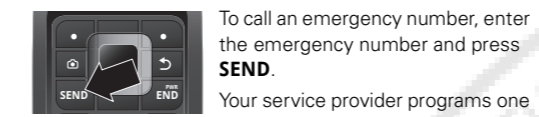
Redial number

- 1 From the home screen, press **SEND** to see a list of **All Calls**.
- 2 Scroll to the entry you want and press **SEND**.

Check prepaid balance & more

From the home screen, press **Menu** > **Prepaid**.

Emergency calls



Your service provider programs one or more emergency phone numbers that you can call under any circumstances, even when your phone is locked. Emergency numbers vary by country. Your pre-programmed emergency number(s) may not work in all locations, and sometimes an emergency call cannot be placed due to network, environmental, or interference issues.

TIPS & TRICKS

Ring style

To quickly switch your ring style, press and hold from the home screen.

Voicemail

Press and hold **1**. If your voicemail number is preset, you will connect.

Backlight time

To set how long your backlight stays on, press **Menu** > **Settings** > **Phone settings** > **Backlight**.

Lock your phone

Press **Menu** > **Settings** > **Security Settings** > **Phone Lock**, then enter a password to lock your phone. The code is originally set to **1122**.

To change your password, in the Security Settings menu, select **Change Password** > **Phone Password**.

MUSIC

Play music

Press **Menu** > **31 Tools** > **Music player**

Controls

function	
play/pause	Press .
next/previous song	Press right or left.
volume	Press up or down.

Tip: You can use other phone features when playing music, but games or radio turns the audio player off. If you receive a call while playing music, the player pauses automatically. Playing music resumes after you end the call.

MENU MAP

- Prepaid**
- My Folder**
- Settings**
 - User Profiles
 - Phone Settings
 - Call Settings
 - Network Settings
 - GPS Settings
 - Security Settings
 - Connectivity
 - Restore Factory Settings
- Recent calls**
 - Missed Calls
 - Dialed Calls
 - Received Calls
 - Delete
 - Call Duration
- Messages**
 - Create Message
 - Inbox
 - Drafts
 - Outbox
 - Sent
 - Delete
 - Email
 - Broadcast Message
 - Voicemail Server
 - Templates
 - Message Settings
- 31 Tools**
 - Camera
 - Video Recorder
 - Music Player
 - Sound Recorder
 - FM Radio
 - Calendar
 - Tasks
 - Alarm
 - Calculator
- Contacts**
- Games & Apps**
- Browser**

This is a standard menu layout. Your menu may be a little different.

CONTACTS

Save contacts

- 1 Enter the number on the home screen and press **Options** > **Save to Phonebook**.
- 2 Enter the contact details and press **Yes** to save.
Tip: Press **Menu** > **Contacts** > **Options** > **Phonebook settings** > **Storage Location** to choose where to save your contacts (**SIM** and/or **Phone memory**).

Call contacts

- 1 Press **Menu** > **Contacts**.
- 2 Press up or down, to scroll through the list to highlight the contact's number.
- 3 Press **SEND**.

January 17, 2012

PHOTOS & VIDEOS

Take photos & videos

- 1 To use the camera or video recorder, press **Menu** > **31 Tools** > **Camera** or **Video recorder**.
- 2 Press to take your photo or to start/stop the video. Then to:
 - To **share** photos, press **Options** > **Send** > **Via Bluetooth** or **As multimedia message**.
 - To **save** the video, press .
 - To **delete** the photo, press **Options** > **Delete**
 - To **return to the viewfinder**, press **Back**.

To **transfer** photos or videos to/from your memory card, plug your USB cable into your phone & computer, then drag & drop files.

RADIO

Listen to the radio

- 1 Plug a wired headset into your phone.
Note: The FM radio works only when the headset is plugged in.
 - 2 Press **Menu** > **31 Tools** > **FM radio**.
- To tune to a station, press left or right or press **Options** > **Auto search**.
- To adjust volume, press up or down.
- To turn off the radio, press **Options** > **Radio off**.

Store favorite stations

When listening to a station, press **Options** > **Channel list** to automatically search for and store local stations. Press **Options** > **Channel list** to see your stored stations. Press keys **1** through **9** to select a stored station.

BLUETOOTH™

Connect new devices

- 1 Make sure the device you are pairing with is in discoverable mode.
- 2 Press **Menu** > **Settings** > **Connectivity** > **Bluetooth** > **My device** > **Search for All Devices**.
- 3 When your phone lists the devices it finds within range, select the device name > **Pair** to connect with it.
- 4 If necessary, press **Yes** and, if prompted, enter the device passkey (such as **0000**) to connect to the device.

To automatically reconnect/disconnect your phone with a paired device, just turn the device on/off.

To send a media file or contact, open the item that you want to transfer, then press **Options** > **Send** > **Via Bluetooth**.

WEB

Surf the web

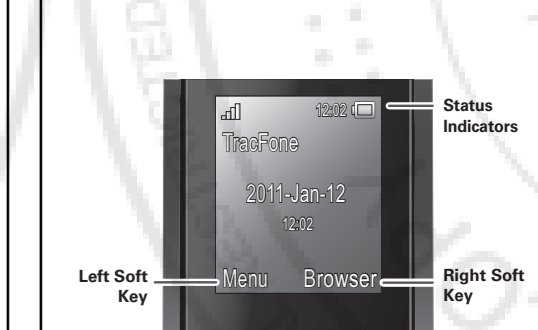
Note: If you can't connect, contact your service provider.

Use your phone's browser to surf your favorite Web sites. Press **Browser** > **Internet service**.

- To go to your home page, select **Home**.
- To see your saved favorite sites, select **Bookmarks**.
- To view your history, select **Recent Pages**.
- To go to a Web page, select **Go to URL**.
- To bookmark a page, select **Options** > **Add to bookmarks**.

DISPLAY

The home screen displays when you turn on the phone. Status indicators appear across the top of the screen:



Note: Your home screen may look a little different.

SAFETY, REGULATORY & LEGAL

Battery Use & Safety

The following battery use and safety information applies to all Motorola mobile devices. If your mobile device uses a non-removable main battery (as stated in your product information), details related to handling and replacing your battery should be disregarded—the battery should only be replaced by a Motorola-approved service facility, and any attempt to remove or replace your battery may damage the product.

Important: Handle and store batteries properly to avoid injury or damage.

Most battery issues arise from improper handling of batteries, and particularly from the continued use of damaged batteries.

DO NOTs

- **Don't disassemble, crush, puncture, shred, or otherwise attempt to change the form of your battery.**
- **Don't let the mobile device or battery come in contact with liquids.*** Liquids can get into the mobile device's circuits, leading to corrosion.
- **Don't allow the battery to touch metal objects.** If metal objects, such as jewelry, stay in prolonged contact with the battery contact points, the battery could become very hot.
- **Don't place your mobile device or battery near a heat source.*** High temperatures can cause the battery to swell, leak, or malfunction.
- **Don't dry a wet or damp battery with an appliance or heat source,** such as a hair dryer or microwave oven.

DOs

- **Do avoid leaving your mobile device in your car in high temperatures.***
 - **Do avoid dropping the mobile device or battery.*** Dropping these items, especially on a hard surface, can potentially cause damage.*
 - **Do contact your service provider or Motorola if your mobile device or battery has been damaged by dropping, liquids or high temperatures.**
- * **Note:** Always make sure that the battery compartment and any connector covers are closed and secure to avoid direct exposure of the battery to any of these conditions, even if your product information states that your **mobile device** can resist damage from these conditions.

Important: Motorola recommends you always use Motorola-branded batteries and chargers for quality assurance and safeguards. Motorola's warranty does not cover damage to the mobile device caused by non-Motorola batteries and/or chargers. To help you identify authentic Motorola batteries from non-original or counterfeit batteries (that may not have adequate safety protection), Motorola provides holograms on its batteries. You should confirm that any battery you purchase has a "Motorola Original" hologram. If you see a message on your display such as **Invalid Battery** or **Unable to Charge**, take the following steps:

- Remove the battery and inspect it to confirm that it has a "Motorola Original" hologram;
- If there is no hologram, the battery is not a Motorola battery;
- If there is a hologram, replace the battery and try charging it again;
- If the message remains, contact a Motorola authorized service center.

Warning: Use of a non-Motorola battery or charger may present a risk of fire, explosion, leakage, or other hazard.

Proper and safe battery disposal and recycling: Proper battery disposal is not only important for safety, it benefits the environment. You can recycle your used batteries in many retail or service provider locations. Additional information on proper disposal and recycling can be found at www.motorola.com/recycling

Disposal: Promptly dispose of used batteries in accordance with local regulations. Contact your local recycling center or national recycling organizations for more information on how to dispose of batteries.

Warning: Never dispose of batteries in a fire because they may explode.

Battery Charging

Notes for charging your product's battery:

- During charging, keep your battery and charger near room temperature for efficient battery charging.
- New batteries are not fully charged.
- New batteries or batteries stored for a long time may take more time to charge.
- Motorola batteries and charging systems have circuitry that protects the battery from damage from overcharging.

Third Party Accessories

Use of third party accessories, including but not limited to batteries, chargers, headsets, covers, cases, screen protectors and memory cards, may impact your mobile device's performance. In some circumstances, third party accessories can be dangerous and may void your mobile device's warranty. For a list of Motorola accessories, visit www.motorola.com/products

Driving Precautions

Responsible and safe driving is your primary responsibility when behind the wheel of a vehicle. Using a mobile device or accessory for a call or other application while driving may cause distraction. Using a mobile device or

accessory may be prohibited or restricted in certain areas, always obey the laws and regulations on the use of these products.

While driving, NEVER:

- Type or read texts.
- Enter or review written data.
- Surf the web.
- Input navigation information.
- Perform any other functions that divert your attention from driving.

While driving, ALWAYS:

- Keep your eyes on the road.
- Use a hands-free device if available or required by law in your area.
- Enter destination information into a navigation device **before** driving.
- Use voice activated features (such as voice dial) and speaking features (such as audible directions), if available.
- Obey all local laws and regulations for the use of mobile devices and accessories in the vehicle.
- End your call or other task if you cannot concentrate on driving.

Remember to follow the "Smart Practices While Driving" in this guide and at www.motorola.com/callsmart (in English only).

Seizures/Blackouts

Some people may be susceptible to epileptic seizures or blackouts when exposed to flashing lights, such as when playing videos or games. These may occur even if a person has never had a previous seizure or blackout.

If you have experienced seizures or blackouts, or if you have a family history of such occurrences, please consult with your physician before playing videos or games or enabling a flashing-lights feature (if available) on your mobile device. Discontinue use and consult a physician if any of the following symptoms occur: convulsion, eye or muscle twitching, loss of awareness, involuntary movements, or disorientation. It is always a good idea to hold the screen away from your eyes, leave the lights on in the room, take a 15-minute break every hour, and stop use if you are tired.

Caution About High Volume Usage

Warning: Exposure to loud noise from any source for extended periods of time may affect your hearing. The louder the volume sound level, the less time is required before your hearing could be affected. To protect your hearing:

- Limit the amount of time you use headsets or headphones at high volume.
 - Avoid turning up the volume to block out noisy surroundings.
 - Turn the volume down if you can't hear people speaking near you.
- If you experience hearing discomfort, including the sensation of pressure or fullness in your ears, ringing in your ears, or muffled speech, you should stop listening to the device through your headset or headphones and have your hearing checked.

For more information about hearing, see our website at direct.motorola.com/hellomoto/nss/AcousticSafety.asp (in English only).

Repetitive Motion

When you repetitively perform actions such as pressing keys or entering finger-written characters, you may experience occasional discomfort in your hands, arms, shoulders, neck, or other parts of your body. If you continue to have discomfort during or after such use, stop use and see a physician.

Children

Keep your mobile device and its accessories away from small children. These products are not toys and may be hazardous to small children. For example:

- A choking hazard may exist for small, detachable parts.
- Improper use could result in loud sounds, possibly causing hearing injury.
- Improperly handled batteries could overheat and cause a burn.

Similar to a computer, if a child does use your mobile device, you may want to monitor their access to help prevent exposure to inappropriate apps or content.

Glass Parts

Some parts of your mobile device may be made of glass. This glass could break if the product receives a substantial impact. If glass breaks, do not touch or attempt to remove. Stop using your mobile device until the glass is replaced by a qualified service center.

Operational Warnings

Obey all posted signs when using mobile devices in public areas.






Potentially Explosive Atmospheres

Areas with potentially explosive atmospheres are often, but not always, posted and can include fueling areas, such as below decks on boats, fuel or chemical transfer or storage facilities, or areas where the air contains chemicals or particles, such as grain dust, or metal powders.

When you are in such an area, turn off your mobile device, and do not remove, install, or charge batteries unless it is a radio product type especially qualified for use in such areas as "Intrinsically Safe" (for example, Factory Mutual, CSA, or UL approved). In such areas, sparks can occur and cause an explosion or fire.

Symbol Key

Your battery, charger, or mobile device may contain symbols, defined as follows:

Symbol	Definition
	Important safety information follows.
	Do not dispose of your battery or mobile device in a fire.
	Your battery or mobile device may require recycling in accordance with local laws. Contact your local regulatory authorities for more information.
	Do not dispose of your battery or mobile device with your household waste. See "Recycling" for more information.
	Do not use tools.
	For indoor use only.

Radio Frequency (RF) Energy

Exposure to RF Energy

Your mobile device contains a transmitter and receiver. When it is ON, it receives and transmits RF energy. When you communicate with your mobile device, the system handling your call controls the power level at which your mobile device transmits.

Your mobile device is designed to comply with local regulatory requirements in your country concerning exposure of human beings to RF energy.

RF Energy Operational Precautions

For optimal mobile device performance, and to be sure that human exposure to RF energy does not exceed the guidelines set forth in the relevant standards, always follow these instructions and precautions:

- When placing or receiving a phone call, hold your mobile device just like you would a landline phone.
- If you wear the mobile device on your body, always place the mobile device in a Motorola-supplied or approved clip, holder, holster, case, or body harness. If you do not use a body-worn accessory supplied or approved by Motorola, keep the mobile device and its antenna at least 2.5 cm (1 inch) from your body when transmitting.
- Using accessories not supplied or approved by Motorola may cause your mobile device to exceed RF energy exposure guidelines. For a list of Motorola-supplied or approved accessories, visit our website at: www.motorola.com.

RF Energy Interference/Compatibility

Nearly every electronic device is subject to RF energy interference from external sources if inadequately shielded, designed, or otherwise configured for RF energy compatibility. In some circumstances, your mobile device may cause interference with other devices.

Follow Instructions to Avoid Interference Problems

Turn off your mobile device in any location where posted notices instruct you to do so.

In an aircraft, turn off your mobile device whenever instructed to do so by airline staff. If your mobile device offers an airplane mode or similar feature, consult airline staff about using it in flight.

Implantable Medical Devices

If you have an implantable medical device, such as a pacemaker or defibrillator, consult your physician before using this mobile device. Persons with implantable medical devices should observe the following precautions:

- ALWAYS keep the mobile device more than 20 centimeters (8 inches) from the implantable medical device when the mobile device is turned ON.
- DO NOT carry the mobile device in the breast pocket.
- Use the ear opposite the implantable medical device to minimize the potential for interference.
- Turn OFF the mobile device immediately if you have any reason to suspect that interference is taking place.

Read and follow the directions from the manufacturer of your implantable medical device. If you have any questions about using your mobile device with your implantable medical device, consult your healthcare provider.

Specific Absorption Rate (FCC)

YOUR MOBILE DEVICE MEETS FCC LIMITS FOR EXPOSURE TO RADIO WAVES.

Your mobile device is a radio transmitter and receiver. It is designed not to exceed the limits for exposure to radio waves (radio frequency electromagnetic fields) adopted by the Federal Communications Commission (FCC). These limits include a substantial safety margin designed to assure the safety of all persons, regardless of age and health.

The radio wave exposure guidelines use a unit of measurement known as the Specific Absorption Rate, or SAR. The SAR limit for mobile devices is 1.6 W/kg. Tests for SAR are conducted using standard operating positions with the device transmitting at its highest certified power level in all tested frequency bands. The highest SAR values under the FCC guidelines for your device model are listed below:

Head SAR	UMTS 850, Bluetooth	1.25 W/kg
Body-worn SAR	GSM 850, Bluetooth	1.28 W/kg

During use, the actual SAR values for your device are usually well below the values stated. This is because, for purposes of system efficiency and to minimize interference on the network, the operating power of your mobile device is automatically decreased when full power is not needed for the call. The lower the power output of the device, the lower its SAR value. Body-worn SAR testing has been carried out using an approved accessory or at a separation distance of 2.5 cm (1 inch). To meet RF exposure guidelines during body-worn operation, the device should be in an approved accessory or positioned at least 2.5 cm (1 inch) away from the body. If you are not using an approved accessory, ensure that whatever product is used is free of any metal and that it positions the phone at least 2.5 cm (1 inch) away from the body.

If you are interested in further reducing your RF exposure then you can easily do so by limiting your usage or simply using a hands-free kit to keep the device away from the head and body.

Additional information can be found at www.motorola.com/rfhealth.

European Union Directives Conformance Statement

The following CE compliance information is applicable to Motorola mobile devices that carry one of the following CE marks:





Hereby, Motorola declares that this product is in compliance with:

- The essential requirements and other relevant provisions of Directive 1999/5/EC
- All other relevant EU Directives

IMEI: 350034140394721/9


The above gives an example of a typical Product Approval Number. You can view your product's Declaration of Conformity (DoC) to Directive 1999/5/EC (to R&TTE Directive) at www.motorola.com/rte (in English only). To find your DoC, enter the Product Approval Number from your product's label in the "Search" bar on the website.

FCC Notice to Users

The following statement applies to all products that bear the FCC logo on the product label.

This equipment has been tested and found to comply with the limits for a Class B digital device, pursuant to part 15 of the FCC Rules. See 47 CFR Sec. 15.105(b). These limits are designed to provide reasonable protection against harmful interference in a residential installation. This equipment generates, uses and can radiate radio frequency energy and, if not installed and used in accordance with the instructions, may cause harmful interference to radio communications. However, there is no guarantee that interference will not occur in a particular installation. If this equipment does cause harmful interference to radio or

television reception, which can be determined by turning the equipment off and on, the user is encouraged to try to correct the interference by one or more of the following measures:

- Reorient or relocate the receiving antenna.
- Increase the separation between the equipment and the receiver.
- Connect the equipment to an outlet on a circuit different from that to which the receiver is connected.
- Consult the dealer or an experienced radio/TV technician for help.

This device complies with part 15 of the FCC Rules. Operation is subject to the following two conditions: (1) This device may not cause harmful interference, and (2) this device must accept any interference received, including interference that may cause undesired operation. See 47 CFR Sec. 15.19(a)(3).

Motorola has not approved any changes or modifications to this device by the user. Any changes or modifications could void the user's authority to operate the equipment. See 47 CFR Sec. 15.21.

For products that support Wi-Fi 802.11a (as defined in the product specifications available at www.motorola.com), the following information applies. This equipment has the capability to operate Wi-Fi in the 5 GHz Unlicensed National Information Infrastructure (U-NII) band. Because this band is shared with MSS (Mobile Satellite Service), the FCC has restricted such devices to indoor use only (see 47 CFR 15.407(e)). Since wireless hot spots operating in this band have the same restriction, outdoor services are not offered. Nevertheless, please do not operate this device in Wi-Fi mode when outdoors.

Industry Canada Notice to Users

Operation is subject to the following two conditions: (1) This device may not cause interference and (2) This device must accept any interference, including interference that may cause undesired operation of the device. See RSS-GEN 7.1.5. This Class B digital apparatus complies with Canadian ICES-003.

Location Services (GPS & AGPS)

The following information is applicable to Motorola mobile devices that provide location based (GPS and/or AGPS) functionality.

Your mobile device can use *Global Positioning System* (GPS) signals for location-based applications. GPS uses satellites controlled by the U.S. government that are subject to changes implemented in accordance with the Department of Defense policy and the Federal Radio Navigation Plan. These changes may affect the performance of location technology on your mobile device.

Your mobile device can also use *Assisted Global Positioning System* (AGPS), which obtains information from the cellular network to improve GPS performance. AGPS uses your wireless service provider's network and therefore airtime, data charges, and/or additional charges may apply in accordance with your service plan. Contact your wireless service provider for details.

Your Location

Location-based information includes information that can be used to determine the approximate location of a mobile device. Mobile devices which are connected to a wireless network transmit location-based information. Devices enabled with GPS or AGPS technology also transmit location-based information. Additionally, if you use applications that require location-based information (e.g. driving directions), such applications transmit location-based information. This location-based information may be shared with third parties, including your wireless service provider, applications providers, Motorola, and other third parties providing services.

Emergency Calls

When you make an emergency call, the cellular network may activate the AGPS technology in your mobile device to tell the emergency responders your approximate location.

AGPS has limitations and **might not work in your area**. Therefore:

- Always tell the emergency responder your location to the best of your ability; and
- Remain on the phone for as long as the emergency responder instructs you.

Smart Practices While Driving

Check the laws and regulations on the use of mobile devices and their accessories in the areas where you drive. Always obey them. The use of these devices may be prohibited or restricted in certain areas—for example, handsfree use only may be required. Go to www.motorola.com/callsmart (in English only) for more information.

Your mobile device lets you communicate by voice and data—almost anywhere, anytime, wherever wireless service is available and safe conditions allow. When driving a car, driving is your first responsibility. If you choose to use your mobile device while driving, remember the following tips:

- **Get to know your Motorola mobile device and its features such as speed dial, redial and voice dial.** If available, these features help you to place your call without taking your attention off the road.
- **When available, use a handsfree device.** If possible, add an additional layer of convenience to your mobile device with one of the many Motorola Original handsfree accessories available today.

Use & Care

To care for your Motorola mobile device, please observe the following:



liquids

Don't expose your mobile device to water, rain, extreme humidity, sweat, or other liquids. If it does get wet, don't try to accelerate drying with the use of an oven or dryer, as this may damage the mobile device.

extreme heat or cold

Don't store or use your mobile device in temperatures below -10°C (14°F) or above 60°C (140°F). Don't recharge your mobile device in temperatures below 0°C (32°F) or above 45°C (113°F).



microwaves

Don't try to dry your mobile device in a microwave oven.



dust and dirt

Don't expose your mobile device to dust, dirt, sand, food, or other inappropriate materials.



cleaning solutions

To clean your mobile device, use only a dry soft cloth. Don't use alcohol or other cleaning solutions.



shock and vibration

Don't drop your mobile device.



protection

To help protect your mobile device, always make sure that the battery compartment and any connector covers are closed and secure.

Recycling

Mobile Devices & Accessories

Please do not dispose of mobile devices or electrical accessories (such as chargers, headsets, or batteries) with your household waste, or in a fire. These items should be disposed of in accordance with the national collection and recycling schemes operated by your local or regional authority. Alternatively, you may return unwanted mobile devices and electrical accessories to any Motorola Approved Service Center in your region. Details of Motorola approved national recycling schemes, and further information on Motorola recycling activities can be found at: www.motorola.com/recycling

Packaging & Product Guides

Product packaging and product guides should only be disposed of in accordance with national collection and recycling requirements. Please contact your regional authorities for more details.

Hearing Aid Compatibility with Mobile Phones

Some Motorola phones are measured for compatibility with hearing aids. If the box for your particular model has "Rated for Hearing Aids" printed on it, the following explanation applies.

When some mobile phones are used near some hearing devices (hearing aids and cochlear implants), users may detect a buzzing, humming, or whining noise. Some hearing devices are more immune than others to this interference noise, and phones also vary in the amount of interference they generate.

The wireless telephone industry has developed ratings for some of their mobile phones, to assist hearing device users in finding phones that may be compatible with their hearing devices. Not all phones have been rated. Phones that are rated have the rating on their box or a label on the box. To maintain the published Hearing Aid Compatibility (HAC) rating for this mobile phone, use only the original equipment battery model.

This phone has been tested and rated for use with hearing aids for some of the wireless technologies that it uses. However, there may be some newer wireless technologies used in this phone that have not been tested yet for use with hearing aids. It is important to try the different features of this phone thoroughly and in different locations, using your hearing aid or cochlear implant, to determine if you hear any interfering noise. Contact your service provider or Motorola for information on hearing aid compatibility. If you have questions about return or exchange policies, contact your service provider or phone retailer.

The ratings are not guarantees. Results will vary depending on the user's hearing device and hearing loss. If your hearing device happens to be vulnerable to interference, you may not be able to use a rated phone successfully. Trying out

If you have further questions regarding how the use of your mobile device may impact your privacy or data security, please contact Motorola at privacy@motorola.com, or contact your service provider.

the phone with your hearing device is the best way to evaluate it for your personal needs.

M-Ratings: Phones rated M3 or M4 meet FCC requirements and are likely to generate less interference to hearing devices than phones that are not labeled. M4 is the better/higher of the two ratings.

T-Ratings: Phones rated T3 or T4 meet FCC requirements and are likely to be more usable with a hearing device's telecoil ("T Switch" or "Telephone Switch") than unrated phones. T4 is the better/higher of the two ratings. (Note that not all hearing devices have telecoils in them.)

Hearing devices may also be measured for immunity to this type of interference. Your hearing device manufacturer or hearing health professional may help you find results for your hearing device. The more immune your hearing aid is, the less likely you are to experience interference noise from mobile phones.

Software Copyright Notice

Motorola products may include copyrighted Motorola and third-party software stored in semiconductor memories or other media. Laws in the United States and other countries preserve for Motorola and third-party software providers certain exclusive rights for copyrighted software, such as the exclusive rights to distribute or reproduce the copyrighted software. Accordingly, any copyrighted software contained in Motorola products may not be modified, reverse-engineered, distributed, or reproduced in any manner to the extent allowed by law. Furthermore, the purchase of Motorola products shall not be deemed to grant either directly or by implication, estoppel, or otherwise, any license under the copyrights, patents, or patent applications of Motorola or any third-party software provider, except for the normal, non-exclusive, royalty-free license to use that arises by operation of law in the sale of a product.

Content Copyright

The unauthorized copying of copyrighted materials is contrary to the provisions of the Copyright Laws of the United States and other countries. This device is intended solely for copying non-copyrighted materials, materials in which you own the copyright, or materials which you are authorized or legally permitted to copy. If you are uncertain about your right to copy any material, please contact your legal advisor.

Export Law Assurances

This product is controlled under the export regulations of the United States of America and Canada. The Governments of the United States of America and Canada may restrict the exportation or re-exportation of this product to certain destinations. For further information contact the U.S. Department of Commerce or the Canadian Department of Foreign Affairs and International Trade.

Product Registration

Online Product Registration: www.motorola.com/us/productregistration (in English only)

Product registration is an important step toward enjoying your new Motorola product. Registering permits us to contact you for product or software updates and allows you to subscribe to updates on new products or special promotions. Registration is not required for warranty coverage.

Please retain your original dated sales receipt for your records. For warranty service of your Motorola Personal Communications Product you will need to provide a copy of your dated sales receipt to confirm warranty status. Thank you for choosing a Motorola product.

Service & Repairs

If you have questions or need assistance, we're here to help. Go to www.motorola.com/repair (United States) or www.motorola.com/support (Canada), where you can select from a number of customer care options.

You can also contact the Motorola Customer Support Center at 1-800-331-6456 (United States), 1-888-390-6456 (TTY/TDD United States for hearing impaired), or 1-800-461-4575 (Canada).

Motorola Limited Warranty for the United States and Canada

What Does this Warranty Cover?

Subject to the exclusions contained below, Motorola Mobility, Inc. warrants its mobile telephones ("Products"), Motorola-branded or certified accessories sold for use with these Products ("Accessories"), and Motorola software contained on CD-ROMs or other tangible media and sold for use with these Products ("Software") to be free from defects in materials and workmanship under normal consumer usage for the period(s) outlined below. This limited warranty is a consumer's exclusive remedy, and applies as follows to new Motorola Products, Accessories, and Software purchased by consumers in the United States or Canada, which are accompanied by this written warranty:

The ratings are not guarantees. Results will vary depending on the user's hearing device and hearing loss. If your hearing device happens to be vulnerable to interference, you may not be able to use a rated phone successfully. Trying out

Products and Accessories

Products Covered	Length of Coverage
------------------	--------------------