



MOTOROLA

MOBILE DEVICES BUSINESS

**PRODUCT SAFETY AND COMPLIANCE
EMC LABORATORY**

EMC TEST REPORT

Test Report Number –24833-1 WLAN-Radiated

Report Date –2011-12-15

The test results contained herein relate only to the model(s) identified. It is the manufacturer's responsibility to assure that additional production units of this model are manufactured with identical electrical and mechanical characteristics.

Signature:

Name: Hongpeng Yin

Title: EMC Project Manager

Test: 2011-12-01 to 2011-12-15

As the responsible test lab manager, I hereby declare that the model tested as specified in this report conforms to the requirements indicated.

Signature:

Name: Yilin Zhao

Title: Test Lab Manager

Date: 2011-12-15

This report must not be reproduced, except in full, without written approval from this laboratory.

FCC Registration Number: 177885

IC Registration Number: 109AW-1

ADR Testing Service location ADR BJ
ISO/IEC-17025:2005 accredited by UKAS



2404

Table of Contents

Test Report Details 3
Applicable Standards 4
Summary of Testing..... 5
General and Special Conditions..... 5
Equipment and Cable Configurations..... 6
Measuring Equipment and Calibration Information 6
Measurement Procedures and Data..... 8
 FIELD STRENGTH OF SPURIOUS EMISSIONS..... 8
 Measurement Procedure..... 8
 Measurement Results 9
 WLAN Band (b) 9
 WLAN Band (g) 12
 BAND-EDGE COMPLIANCE OF RF RADIATED EMISSIONS..... 17
 Measurement Procedure..... 17
 Measurement Results 17
 WLAN Band (b) 18
 WLAN Band (g) 20
 WLAN Band (n) 2.4G 400ns GI..... 22
 WLAN Band (n) 2.4G 800ns GI..... 24

Test Report Details

Tests Performed by: Motorola (China) Technologies Ltd.
Asia Global Compliance Labs
No. 1 Wang Jing East Road
Chao Yang District
Beijing, 100102, P. R. China
Phone: +86 10 8499 5891
FCC Registration Number: 177885
IC Registration Number: 109AW-1

Tests Performed By: ADR Testing Service
Location Code: ADR LV
Motorola Mobility Inc
Product Safety and Compliance Group
600 North US Hwy 45
Libertyville, IL 60048
FCC Registration Number: 316588
Industry Canada Number: 109O-1

Tests Requested By: Motorola Mobility, Inc.
600 North US Hwy 45
Libertyville, IL 60048
United States

Product Type: Cellular Phone

Signaling Capability: WCDMA 1700/1900/2100, GSM
1800/1900/850/900, HSDPA, EDGE, GPRS,
GPS/aGPS, Bluetooth,
802.11b/802.11g/802.11n

IMEI: 358550040005250

FCC ID: IHDT56NA1

Project number: 24833-1

Testing Complete Date: 2011-12-15

Applicable Standards

All tests and measurements indicated in this document were performed in accordance with the Code of Federal Regulations Title 47 Part 2, Sub-part J as well as the following parts:

- Part 15 Subpart C – Intentional Radiators
- Part 22 Subpart H - Public Mobile Services
- Part 24 - Personal Communications Services
- Part 27 - Wireless Communications Service
- Part 90 - Private Land Mobile Radio Service

Applicable Standards: ANSI C63.4-2003, RSS-Gen Issue 3, RSS-210 Issue 8.

KDB 558074 (2005) Measurement of Digital Transmission Systems Operating under Section 15.247 published by the Federal Communications Commission was also used in the testing of this product.

The following tests were performed according to the regulations:

- The **spurious radiated emission** requirements of **§ 15.247, § 15.249 and § 15.407 of CFR 47 Part 15 2007**, specifically” radiated emissions which fall in the restricted bands, as defined in Section 15.205(a), must also comply with the radiated emission limits specified in Section 15.209(a) (see Section 15.205(c)).
- Under this project 30 to 1000 MHz, 1 to 26.5 GHz radiated and radiated band-edge measurements were performed.
- For frequencies below 1 GHz a 100 kHz RBW (6 dB) is used and above 1 GHz a 1 MHz RBW (6 dB) is used.

Summary of Testing

| Test | Test Name | Pass/Fail |
|------|---|-----------|
| 1 | Field Strength of Spurious Emissions | Pass |
| 2 | Band-edge Compliance of RF Radiated Emissions | Pass |

| Test | Test Name | Results |
|------|---|-----------|
| 1 | Field Strength of Spurious Emissions | See plots |
| 2 | Band-edge Compliance of RF Radiated Emissions | See plots |

The margin with respect to the limit is the minimum margin for all modes and bands.

General and Special Conditions

This EUT was tested using a fully charged Mode SNN5875A 1820mAh battery when applicable. Where a battery could not be used due to the need for a controlled variation of input voltage, an external power supply was utilized.

Special test SW was used for these tests. Radiated testing was done in the following modes:

- 802.11 b mode @ 11 Mbps
- 802.11 g mode @ 6 Mbps
- 802.11 n mode 2.4G 400ns GI @ 7.2 Mbps
- 802.11 n mode 2.4G 800ns GI @ 6.5 Mbps

All testing was done in an indoor controlled environment with an average temperature of 25 ° C ± 1 ° C and relative humidity of 45 % ± 6 % over the dates used for testing.

Equipment and Cable Configurations

The EUT was tested in a stand-alone configuration that is representative of typical use.

Measuring Equipment and Calibration Information

Equipment related to the semi-anechoic chamber testing:

| Equipment | Model/type | Serial number | Operational range | Date of calibration |
|----------------------------|----------------|---------------|--|---------------------|
| EMI Receiver | ESU 40 | 100036 | 20 Hz – 40 GHz | 11.08.2011 |
| Pre Amplifiers | PA-02-0001: | 2007343 | 10 kHz – 3 GHz | 07.04.2011 |
| | PA-02-218 | 2007344 | 3 GHz – 18 GHz | 07.04.2011 |
| | PA-02-5 | 2007345 | 18 GHz – 40 GHz | 07.04.2011 |
| Radio Communication Tester | CMU 200 | 112790 | GSM 850/900/1800/1900, IS95, UMTS, CDMA, Bluetooth | N/A |
| Band Reject Filter | WRCG | N/A | ISM band | N/A |
| | 4N45-24241/3/6 | N/A | WLAN | N/A |

The antennas used in the various tests are listed in the below table.

| Antenna | Type | Serial number | Operational range | Date of calibration |
|---------------------|---------------|---------------|-------------------|---------------------|
| Hybrid-log periodic | TDK HLP 3003C | 130361 | 30 MHz – 3 GHz | 03.11.2011 |
| Double ridged Horn | TDK HRN0118 | 130303 | 1 GHz – 18 GHz | 07.13.2011 |
| Double ridged Horn | ETS HRN3116 | 00071938 | 18 GHz – 40 GHz | 07.13.2011 |

LV Equipment List

| Manufacturer | Equipment | Model/type | Serial number | Date of calibration |
|-----------------|--------------|------------|---------------|---------------------|
| ETS | Loop Antenna | 6507 | 00049471 | 02/17/11 |
| Rohde & Schwarz | Receiver | ESU 40 | 100286 | 07/13/11 |

Note that the hybrid antenna and horn antenna are on a three-year calibration cycle. All other equipments are on a one-year calibration cycle.

Description of WLAN (WiFi) Transmitter

The 24833-1 test sample offers WLAN as a feature. The WLAN direct sequence spread-spectrum transceiver is designed to operate between 2400 and 2483 MHz. The WLAN antenna is mounted on the PCB inside of the EUT. The antenna installation is permanent. For a more thorough description of the functionality please refer to Exhibit 12 of this package.

As a WLAN transmitter, it is designed operate with other WLAN devices as defined by industrial standard. In this application, the device is battery-operated.

There is a switch in the Bluetooth/WLAN (BT/WiFi) module that switches between BT and WiFi. They share the same antenna, and you are able to use a BT headset while in a WiFi VoIP call, however, they do not transmit and receive at the same time. There is a 20 ms delay (for switching between the two systems in time domain) using an intelligent multiplexing scheme. Even though they share the same antenna they are **NOT ON** at the same time. The WiFi is therefore tested as a standalone transmitter.

Measurement Procedures and Data

FIELD STRENGTH OF SPURIOUS EMISSIONS

CFR Part 2.1053, 15.247, 15.249, 15.407

Measurement Procedure

The Equipment-Under-Test is placed inside the semi-anechoic chamber on a polystyrene table at the turntable center. For each spurious frequency, the antenna mast is raised and lowered from 1 to 4 meters and the turntable is rotated 360 degrees to obtain a maximum reading on the spectrum analyzer. This is repeated for both horizontal and vertical polarizations of the receive antenna.

The field strength of each radiated emission is calculated by correcting the EMI receiver level for cable loss, amplifier gain, and antenna correction factors.

For 30 MHz – 18 GHz:

$$\text{Field Strength (dB}\mu\text{V/m)} = \text{EMI Receiver Level (dB}\mu\text{V)} + \text{Cable Loss (dB)} - \text{Amplifier Gain (dB)} + \text{Filter loss (dB)} + \text{Antenna Correction Factor (3/m)}$$

For 18 GHz – 40 GHz:

$$\text{Field Strength (dB}\mu\text{V/m)} = \text{EMI Receiver Level (dB}\mu\text{V)} + \text{Cable Loss (dB)} - \text{Amplifier Gain (dB)} + \text{Filter loss (dB)} + \text{Antenna Correction Factor (1/m)}$$

A fully charged battery was used for the supply voltage.

The test sample was operated during the measurements under the following conditions:

- Tests were performed at low, mid and high channels.
- Tests were performed in both horizontal and vertical polarity.
- Tests were performed in both operational WiFi bands (b), (g) and (n)

Measurement Results

Comments:

The band edge measurements crossing the corner for the low channel with respect to the average limit line is acceptable when applying the FCC rule specified in CFR 15.35(b) for the use of peak detector above 1 GHz. The peak detector limit line has been added to the graphical plots.

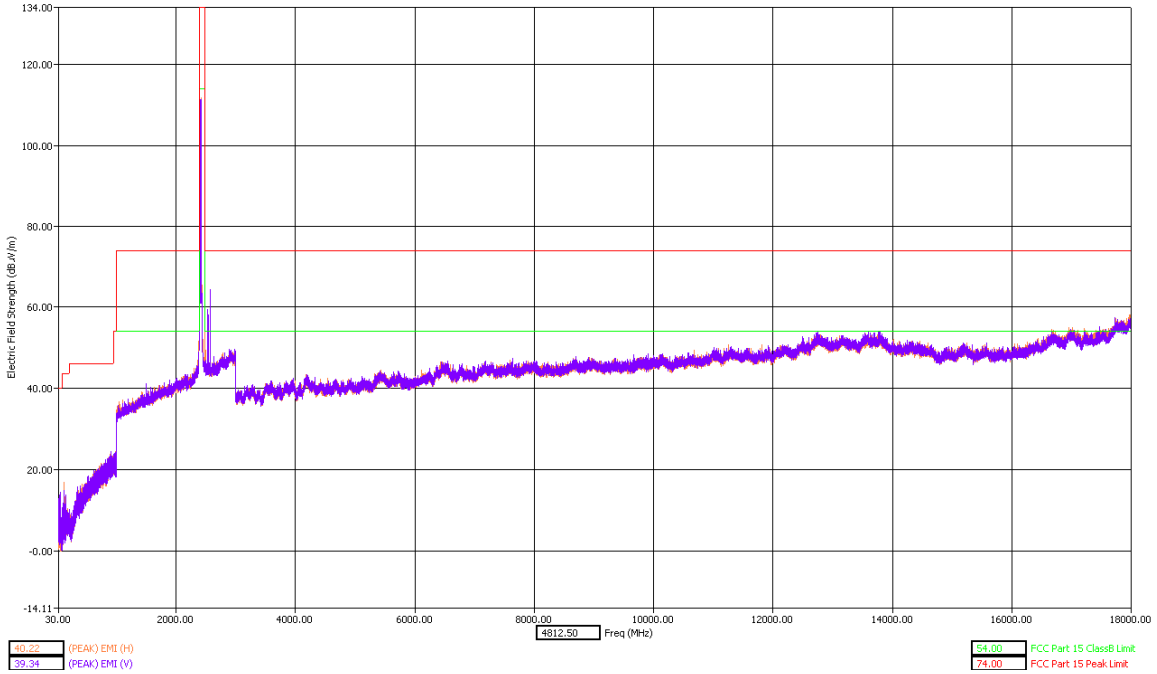
For peak emissions detected above 1 GHz, only those emissions that are higher than the AVG limit line plus 8 dB are selected for final emission analysis.

Radiated emissions was measured from 9 kHz to 30 MHz and all emissions were 20 dB below the limit.

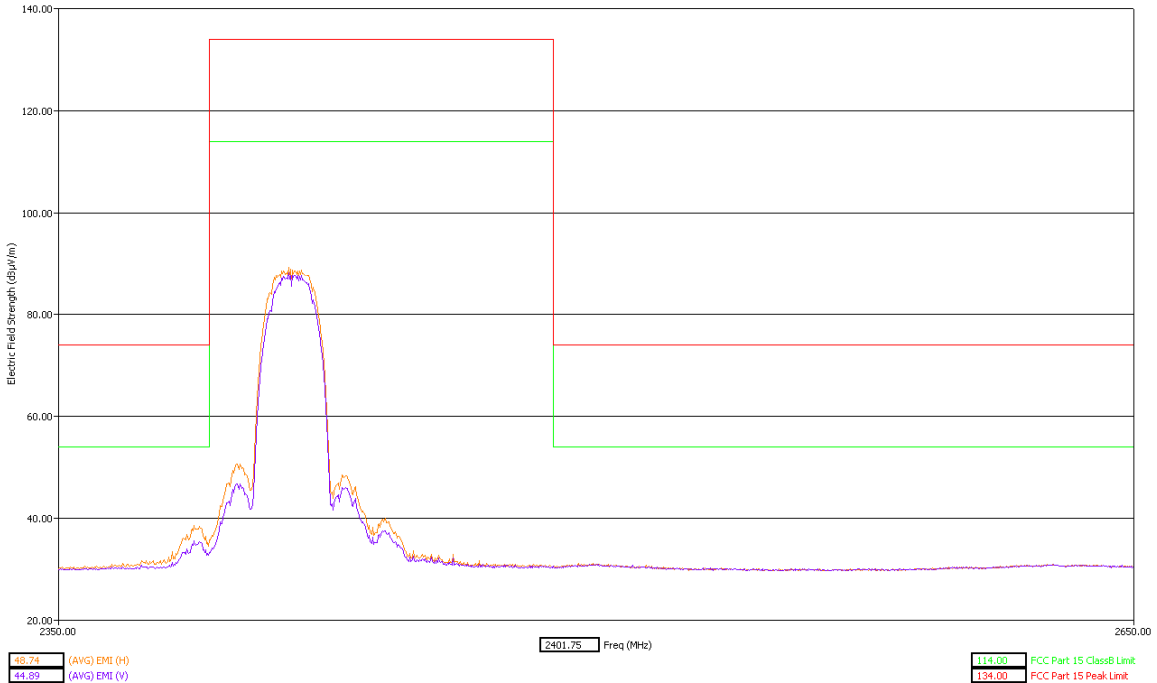
WLAN Band (b)

Only the worst field strength of spurious emissions for each channel is displayed for WLAN (b).

Test title: FCC 15.205, 15.209, 15.247
 Operator name: Jakui Chen/Vipeng Wang
 EUT type: 24833, IMEI:358550040005250
 EUT condition: HW-P2B
 Date: 12/14/2011
 Time: 11:36:30 AM
 Comments: FCC 15.247 (c) (1) WIFIT emission in TCH mode.
 WIFIT ch. 1 (2412 MHz) do in test mode. Orientation Y=V
 HLP 3000C antenna (30 MHz - 3 GHz).
 HRN 0118 antenna (3GHz-18GHz).
 Peak detector used.

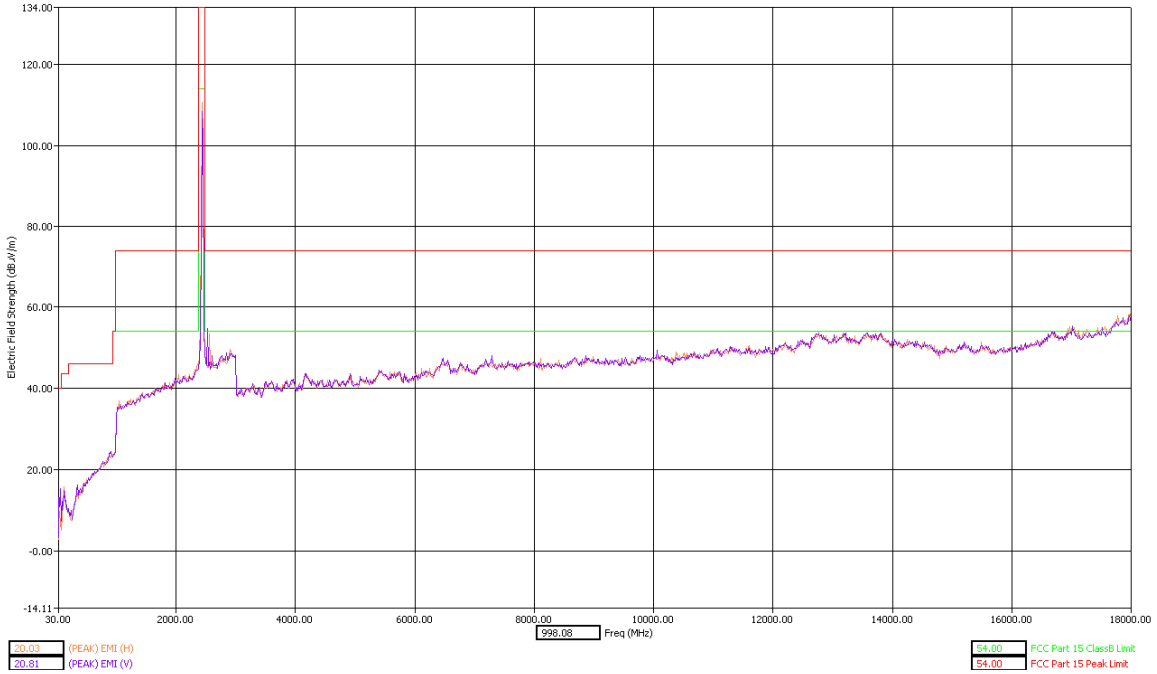


Test title: FCC 15.205, 15.209, 15.247
 Operator name: Jakui Chen/Vipeng Wang
 EUT type: 24833, IMEI:358550040005250
 EUT condition: HW-P2B
 Date: 12/14/2011
 Time: 12:28:55 PM
 Comments: FCC 15.247 (c) (1) WIFIT emission in TCH mode.
 WIFIT ch. 1 (2412 MHz) do in test mode. Orientation Y=V
 HLP 3000C antenna (30 MHz - 3 GHz).
 AVG detector used.

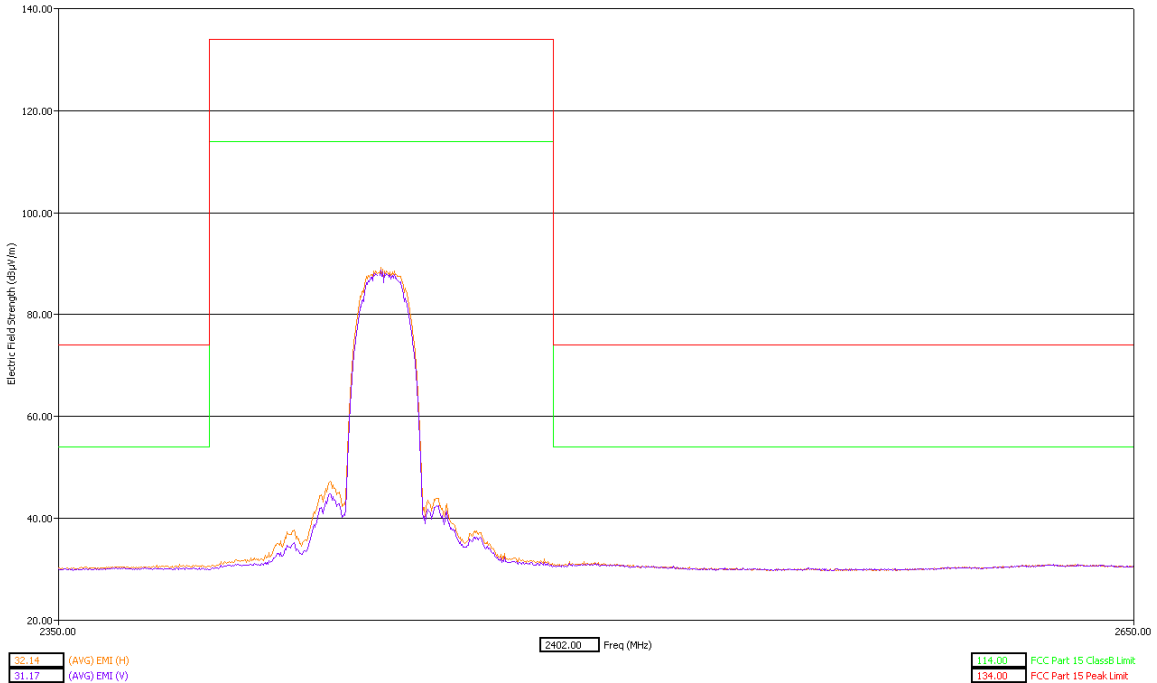


Low Channel Dual Polarization Y

Test title: FCC 15.205, 15.209, 15.247
 Operator name: Jakui Chen/Vipeng Wang
 EUT type: 24833, IMEI:358550040005250
 EUT condition: HW-P2B
 Date: 12/14/2011
 Time: 10:09:59 AM
 Comments: FCC 15.247 (c) (1) WiFi emission in TCH mode.
 WiFi ch. 6 (2437 MHz) do in test mode. Orientation Y=V
 HLP 3000C antenna (30 MHz - 3 GHz).
 HRN 0118 antenna (3GHz-18GHz).
 Peak detector used.

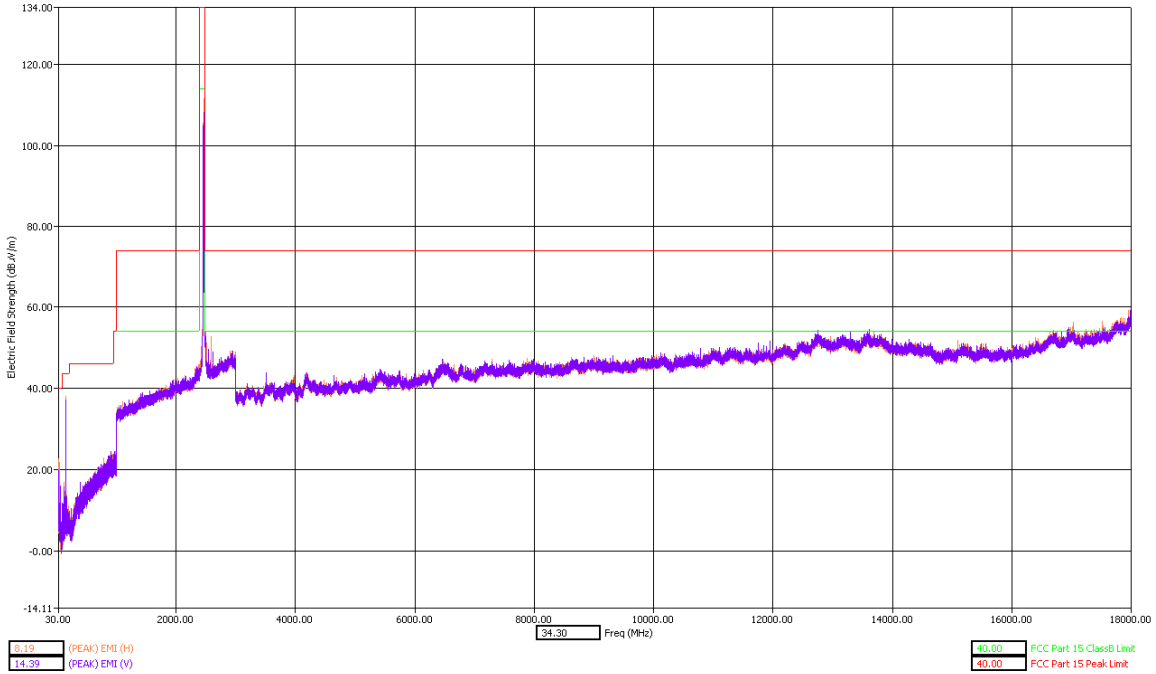


Test title: FCC 15.205, 15.209, 15.247
 Operator name: Jakui Chen/Vipeng Wang
 EUT type: 24833, IMEI:358550040005250
 EUT condition: HW-P2B
 Date: 12/14/2011
 Time: 10:27:32 AM
 Comments: FCC 15.247 (c) (1) WiFi emission in TCH mode.
 WiFi ch. 6 (2437 MHz) do in test mode. Orientation Y=V
 HLP 3000C antenna (30 MHz - 3 GHz).
 AVG detector used.



Middle Channel Dual Polarization Y

Test title: FCC 15.205, 15.209, 15.247
 Operator name: Jakui Chen/Vipeng Wang
 EUT type: 24833, IMEI:358550040005250
 EUT condition: HW/P2B
 Dates: 12/14/2011
 Time: 12:53:42 PM
 Comments: FCC 15.247 (c) (1) WiFi emission in TCH mode.
 WiFi ch. 11 (2462 MHz) do in test mode. Orientation Y=V
 HLP 3002C antenna (30 MHz - 3 GHz).
 HRN 0118 antenna (3GHz-18GHz).
 Peak detector used.



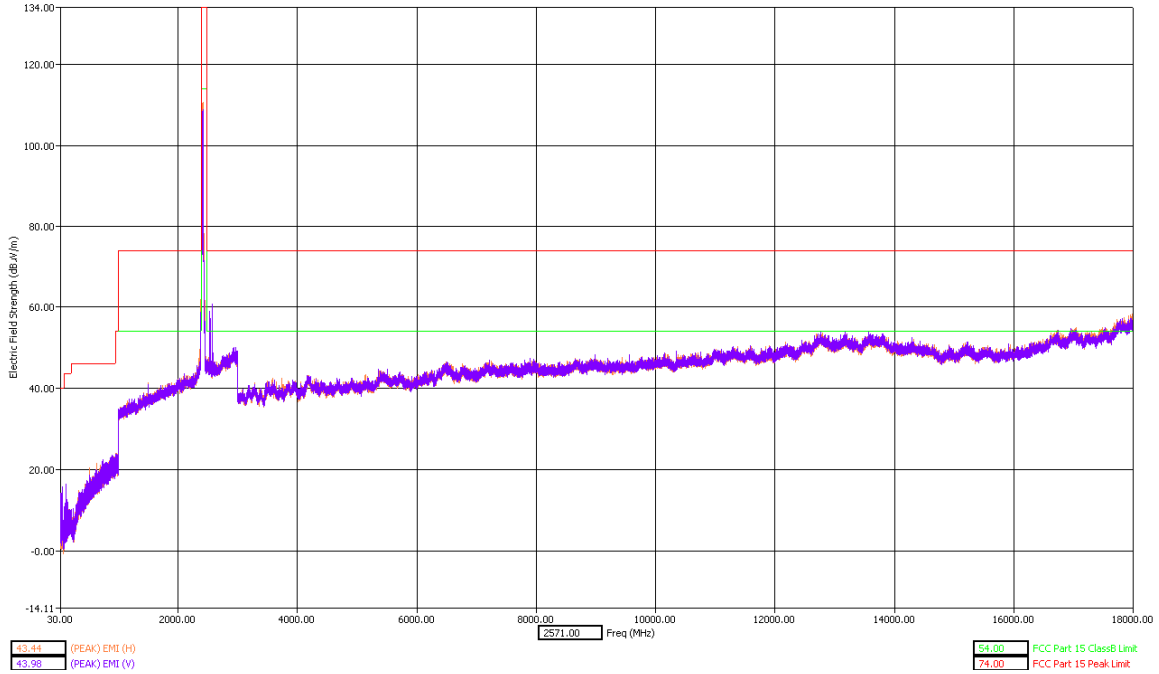
High Channel Dual Polarization Y

There were no discernible emissions above the noise floor for 18-26.5 GHz for Low, Mid and High Channels and all polarizations in WLAN band

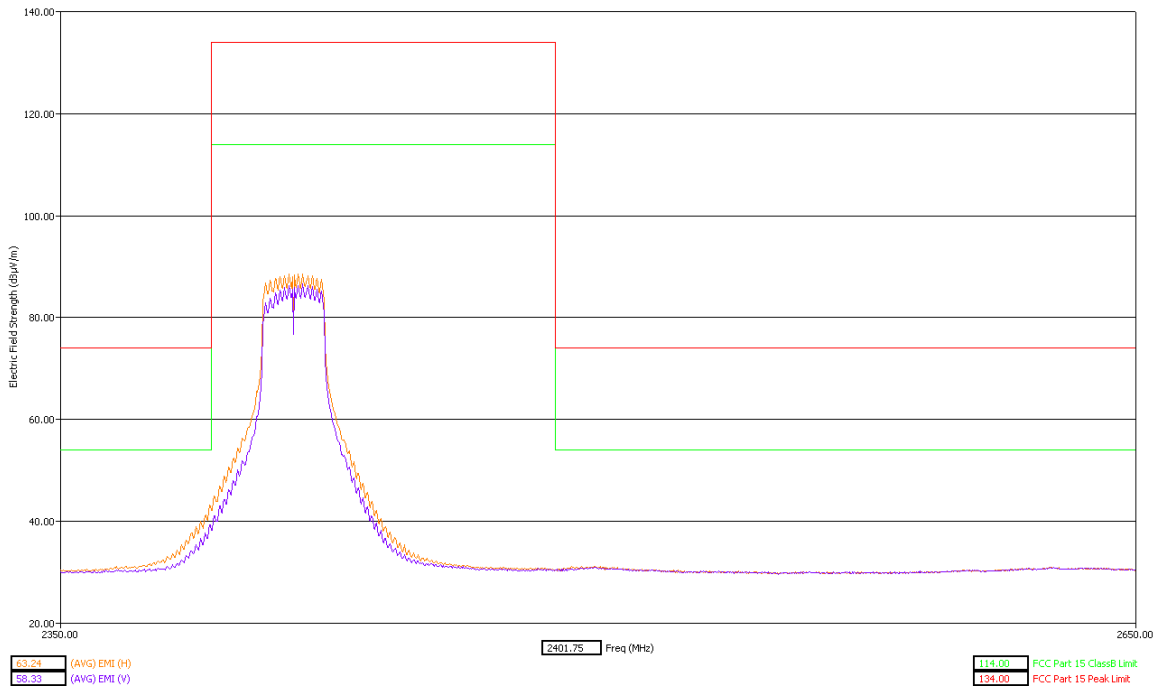
WLAN Band (g)

Only the worst field strength of spurious emissions for each channel is displayed for WLAN (g).

Test title: FCC 15.205, 15.209, 15.247
 Operator name: Jiaju Chen/lipeng Wang
 EUT type: 24833, IMEI:358550040005250
 EUT condition: HW/P2B
 Date: 12/14/2011
 Time: 1:25:42 PM
 Comments: FCC 15.247 (c) (1) WIFI emission in TCH mode.
 WIFI ch. 1 (2412 MHz) do in test mode. Orientation Y=V
 HLP 3003C antenna (30 MHz - 3 GHz).
 HRN 0118 antenna (3GHz-18GHz).
 Peak detector used.

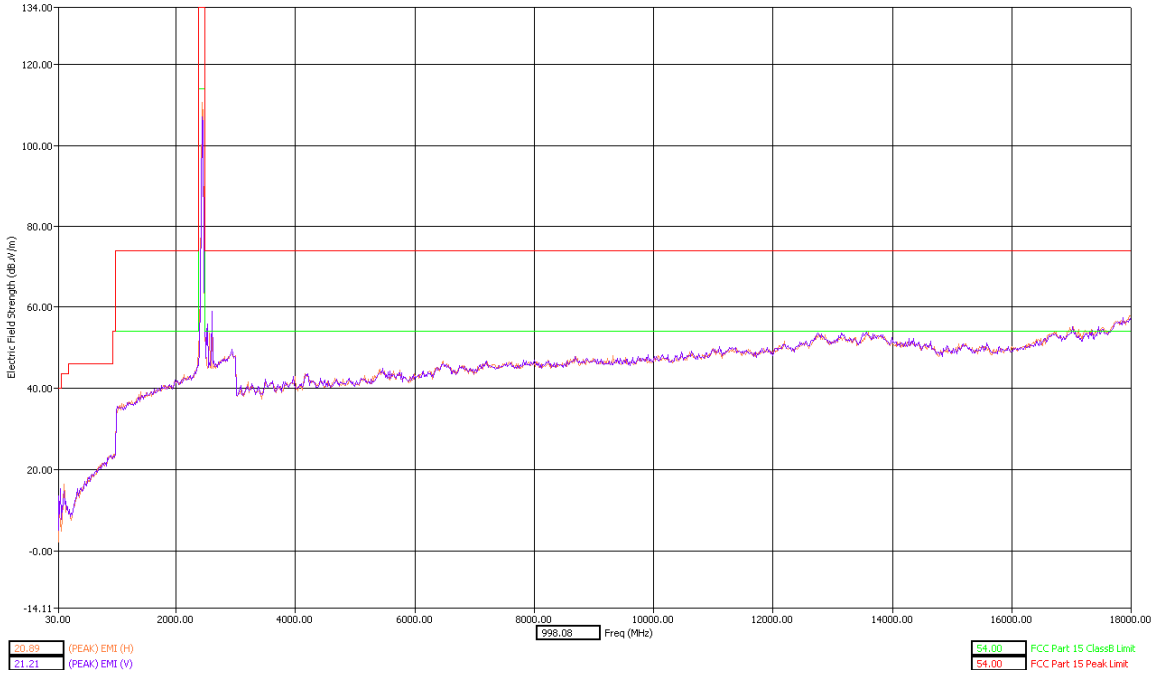


Test title: FCC 15.205, 15.209, 15.247
 Operator name: Jiaju Chen/lipeng Wang
 EUT type: 24833, IMEI:358550040005250
 EUT condition: HW/P2B
 Date: 12/14/2011
 Time: 1:43:11 PM
 Comments: FCC 15.247 (c) (1) WIFI emission in TCH mode.
 WIFI ch. 1 (2412 MHz) do in test mode. Orientation Y=V
 HLP 3003C antenna (30 MHz - 3 GHz).
 AVG detector used.

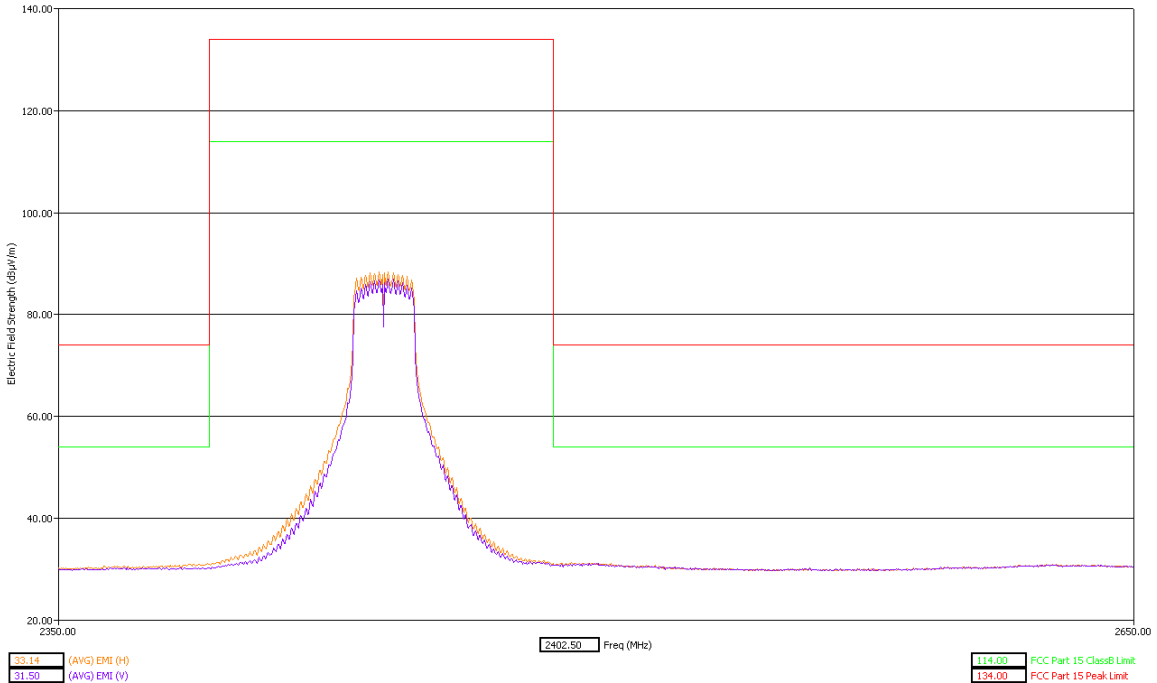


Low Channel Dual Polarization Y

Test title: FCC 15.205, 15.209, 15.247
 Operator name: Jakui Chen/Vipeng Wang
 EUT type: 24833, IMEI:358550040005250
 EUT condition: HW-P2B
 Date: 12/14/2011
 Time: 2:10:58 PM
 Comments: FCC 15.247 (c) (1) WiFi emission in TCH mode.
 WiFi ch. 6 (2437 MHz) do in test mode. Orientation Y=V
 HLP 3003C antenna (30 MHz - 3 GHz).
 HRN 0118 antenna (3GHz-18GHz).
 Peak detector used.

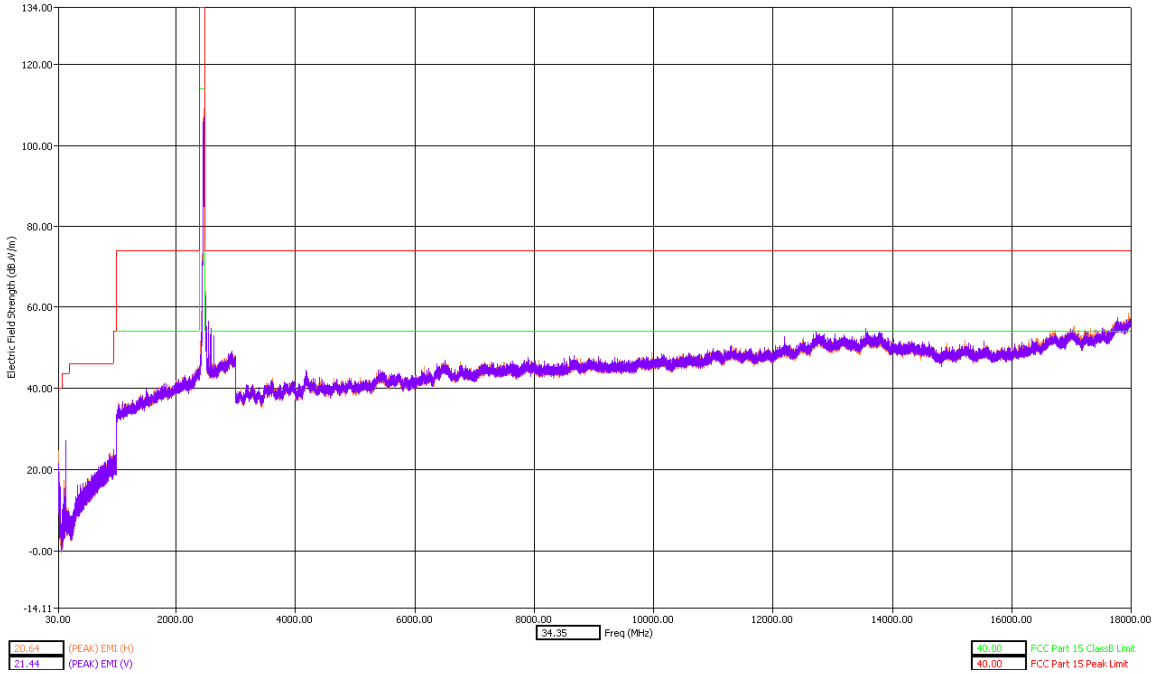


Test title: FCC 15.205, 15.209, 15.247
 Operator name: Jakui Chen/Vipeng Wang
 EUT type: 24833, IMEI:358550040005250
 EUT condition: HW-P2B
 Date: 12/14/2011
 Time: 2:37:09 PM
 Comments: FCC 15.247 (c) (1) WiFi emission in TCH mode.
 WiFi ch. 6 (2437 MHz) do in test mode. Orientation Y=V
 HLP 3003C antenna (30 MHz - 3 GHz).
 AVG detector used.

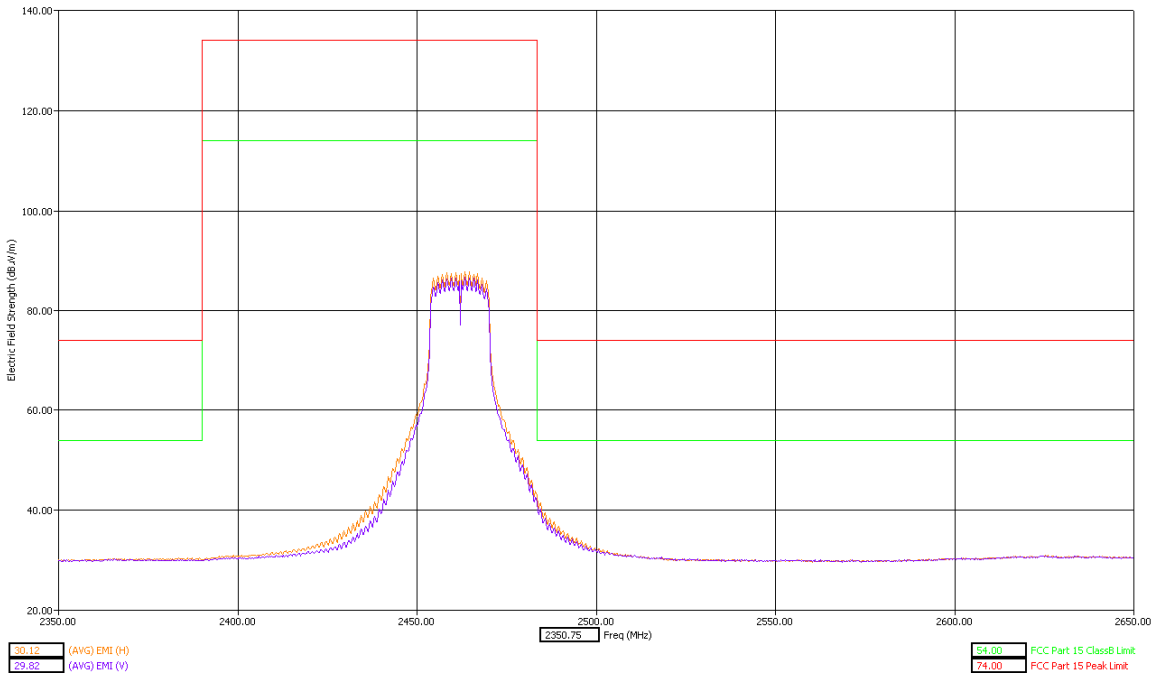


Middle Channel Dual Polarization Y

Test title: FCC 15.205, 15.209, 15.247
 Operator name: Jakui Chen/Vipeng Wang
 EUT type: 24833, IMEI:358550040005250
 EUT condition: HW-P2B
 Date: 12/14/2011
 Time: 2:55:01 PM
 Comments: FCC 15.247 (c) (1) WiFi emission in TCH mode.
 WiFi ch. 11 (2462 MHz) do in test mode. Orientation Y=V
 HLP 3000C antenna (30 MHz - 3 GHz).
 HRN 0118 antenna (3GHz-18GHz).
 Peak detector used.



Test title: FCC 15.205, 15.209, 15.247
 Operator name: Jakui Chen/Vipeng Wang
 EUT type: 24833, IMEI:358550040005250
 EUT condition: HW-P2B
 Date: 12/14/2011
 Time: 3:10:43 PM
 Comments: FCC 15.247 (c) (1) WiFi emission in TCH mode.
 WiFi ch. 11 (2462 MHz) do in test mode. Orientation Y=V
 HLP 3000C antenna (30 MHz - 3 GHz).
 HRN 0118 antenna (3GHz-18GHz).
 AVG detector used.



High Channel Dual Polarization Y

There were no discernible emissions above the noise floor for 18-26.5 GHz for Low, Mid and High Channels and all polarizations in WLAN band

The spectrum is measured from 30MHz to 10th harmonic and the worst-case emissions are reported.

There are no discernible emissions are found beyond the 2nd harmonic for this device.

BAND-EDGE COMPLIANCE OF RF RADIATED EMISSIONS

CFR 47 Part 15.247, 15.407

Measurement Procedure

The test sample is placed inside the semi-anechoic chamber on a wooden table at the turntable center. For each spurious frequency, the antenna mast is raised and lowered from 1 to 4 meters and the turntable is rotated 360 degrees to obtain a maximum reading on the spectrum analyzer. This is repeated for both horizontal and vertical polarizations of the receive antenna.

For 30 MHz – 18 GHz:

Field Strength (dB μ V/m) = EMI Receiver Level (dB μ V) + Cable Loss (dB) - Amplifier Gain (dB) + Filter loss (dB) + Antenna Correction Factor (3/m)

For 18 GHz – 26.5 GHz:

Field Strength (dB μ V/m) = EMI Receiver Level (dB μ V) + Cable Loss (dB) - Amplifier Gain (dB) + Filter loss (dB) + Antenna Correction Factor (1/m)

The test sample WLAN transmitter was enabled using a test script.

A fully charged battery was used for the supply voltage.

Measurement Results

Comments:

The band edge measurements crossing the corner for the low/high channel with respect to the average limit line is acceptable when applying the FCC rule specified in CFR 47 part 15.35(b) for the use of peak detector above 1 GHz.

The peak detector limit line has been added to the graphical plots.

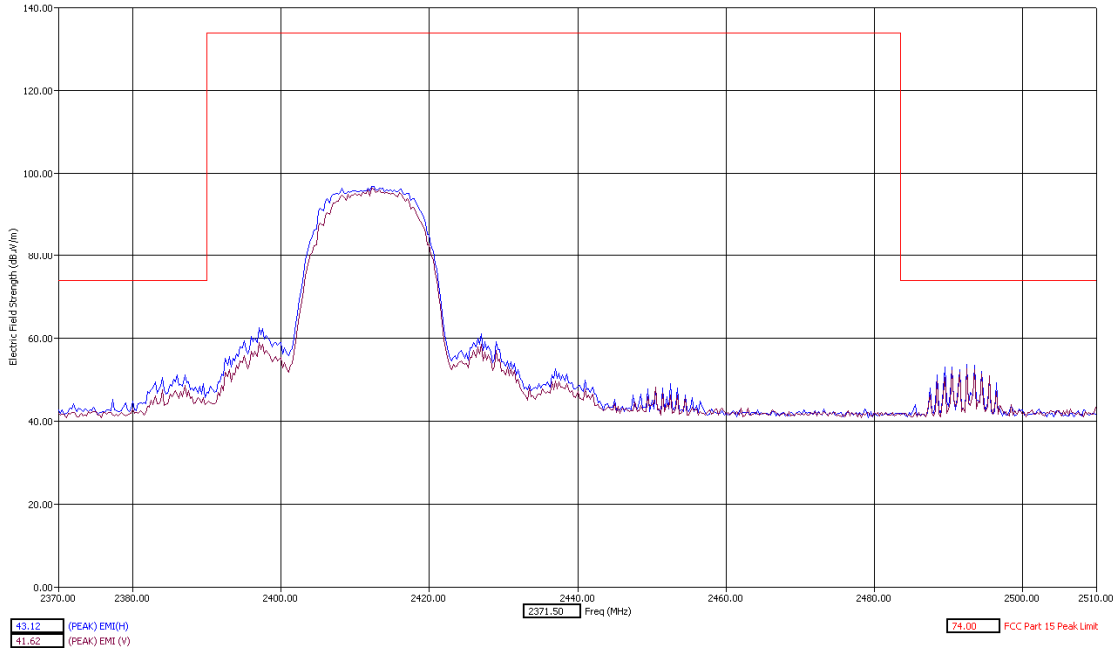
Note: No WLAN band notch filters were used.

See below attached plots for the measurement results with both peak detector and average detector:

WLAN Band (b)

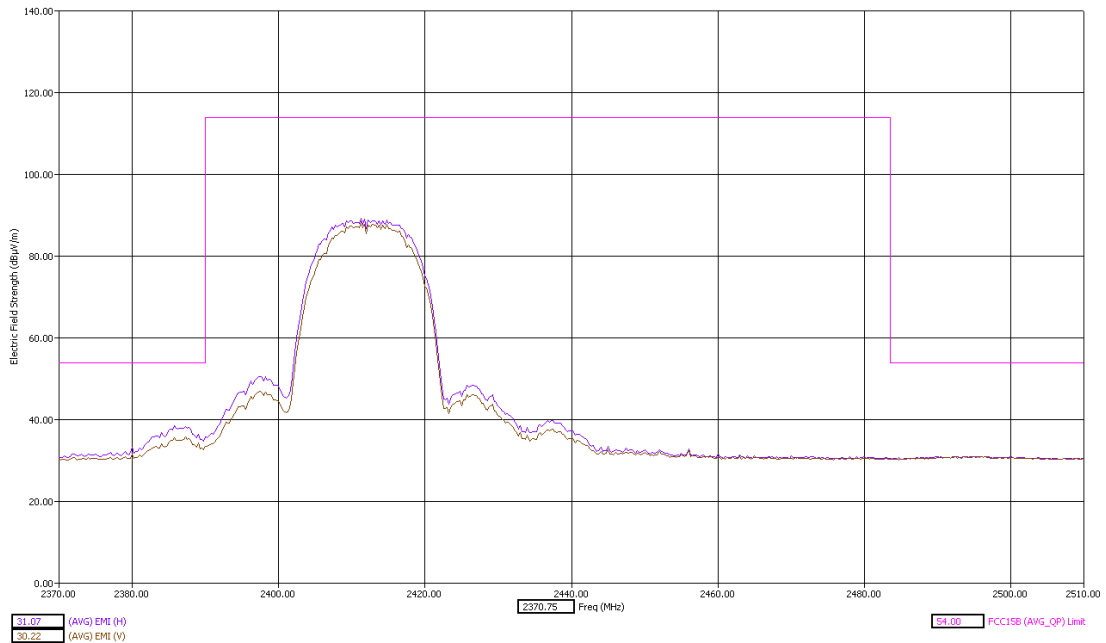
Only the worst band edge is displayed for WLAN band (b)

Test title: FCC 15.205, 15.209, 15.247
 Operator name: Jakui Chen/Yipeng Wang
 EUT type: 24833, IMEI: 358550040005250
 EUT condition: HW:P2B
 Date: 12/14/2011
 Time: 12:41:20 PM
 Comments: FCC 15.247 (c) (1) WPT emission in TCH mode.
 WIFI ch. 1 (2412 MHz) do in test mode. Orientation Y=V
 HLP 3003C antenna (30 MHz - 3 GHz).
 HRN 0118 antenna (3GHz-18GHz).
 Peak detector used.



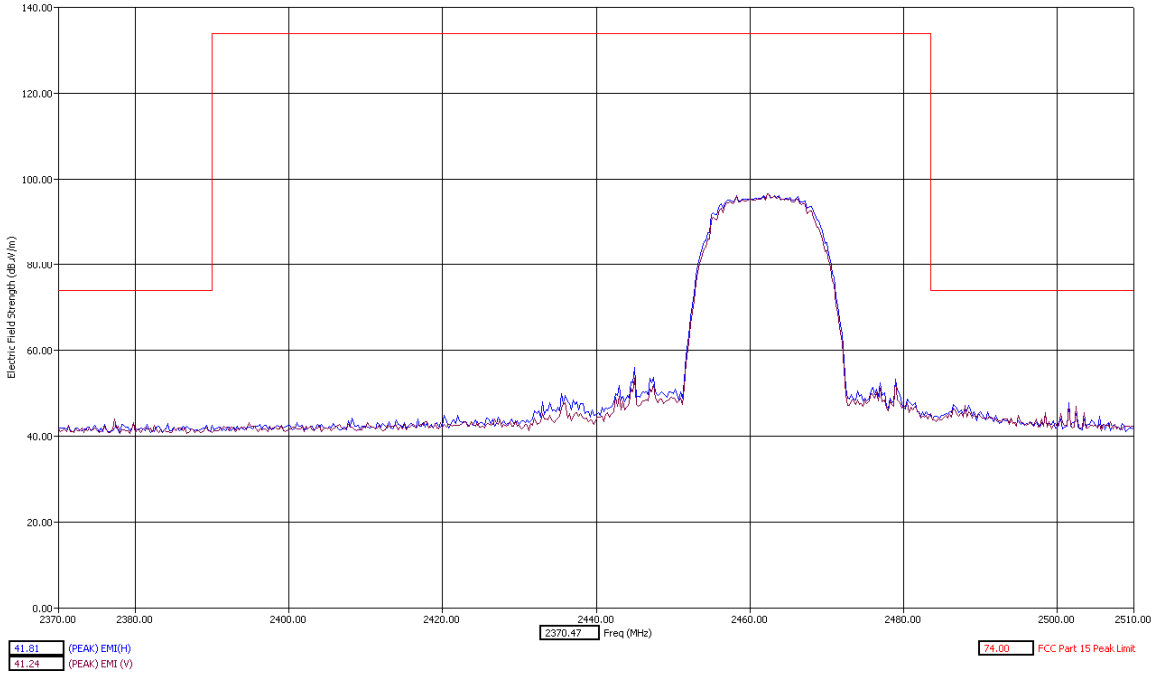
Low Channel Band Edge Y Orientation Peak Detector

Test title: FCC 15.205, 15.209, 15.247
 Operator name: Jakui Chen/Yipeng Wang
 EUT type: 24833, IMEI: 358550040005250
 EUT condition: HW:P2B
 Date: 12/14/2011
 Time: 12:41:20 PM
 Comments: FCC 15.247 (c) (1) WPT emission in TCH mode.
 WIFI ch. 1 (2412 MHz) do in test mode. Orientation Y=V
 HLP 3003C antenna (30 MHz - 3 GHz).
 HRN 0118 antenna (3GHz-18GHz).
 AVG detector used.



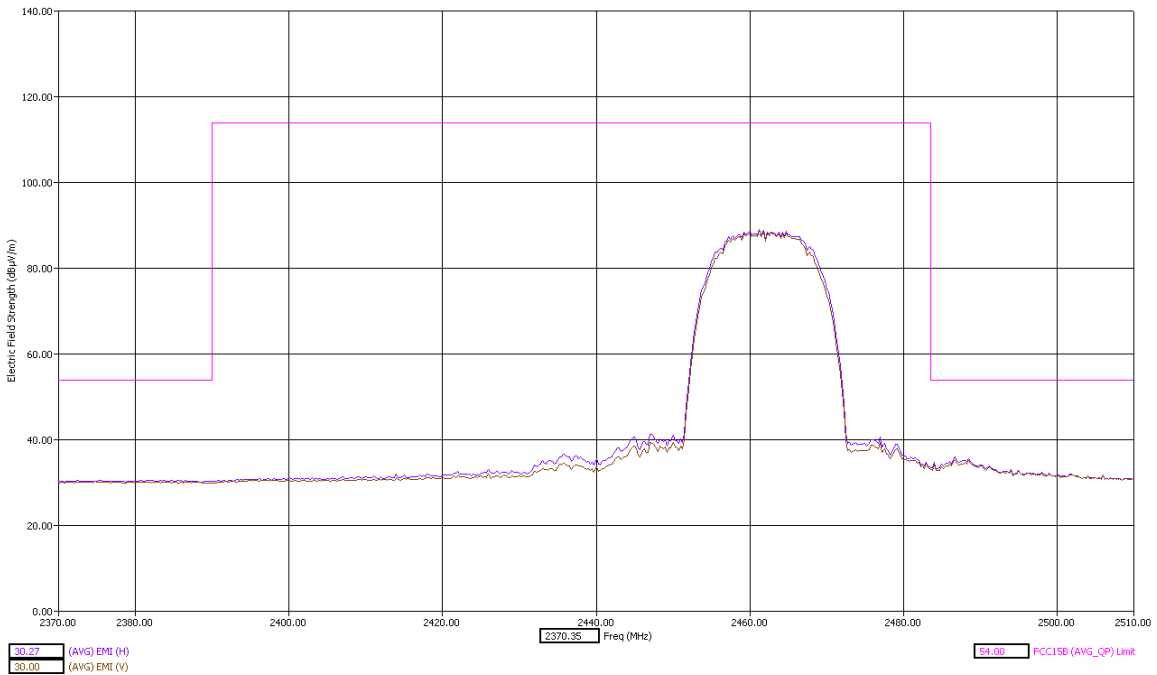
Low Channel Band Edge Y Orientation AVG Detector

Test title: FCC 15.205, 15.209, 15.247
 Operator name: Jakui Chen/Ipeng Wang
 EUT type: 24833, IMEI:358550040005250
 EUT condition: HW-P2B
 Date: 12/14/2011
 Time: 1:10:56 PM
 Comments: FCC 15.247 (c) (1) WIFI emission in TCH mode.
 WIFI ch. 11 (2462 MHz) do in test mode. Orientation Y=V
 HLP 3003C antenna (30 MHz - 3 GHz).
 HRN 0118 antenna (3GHz-18GHz).
 Peak detector used.



High Channel Band Edge Y Orientation Peak Detector

Test title: FCC 15.205, 15.209, 15.247
 Operator name: Jakui Chen/Ipeng Wang
 EUT type: 24833, IMEI:358550040005250
 EUT condition: HW-P2B
 Date: 12/14/2011
 Time: 1:10:56 PM
 Comments: FCC 15.247 (c) (1) WIFI emission in TCH mode.
 WIFI ch. 11 (2462 MHz) do in test mode. Orientation Y=V
 HLP 3003C antenna (30 MHz - 3 GHz).
 HRN 0118 antenna (3GHz-18GHz).
 AVG detector used.

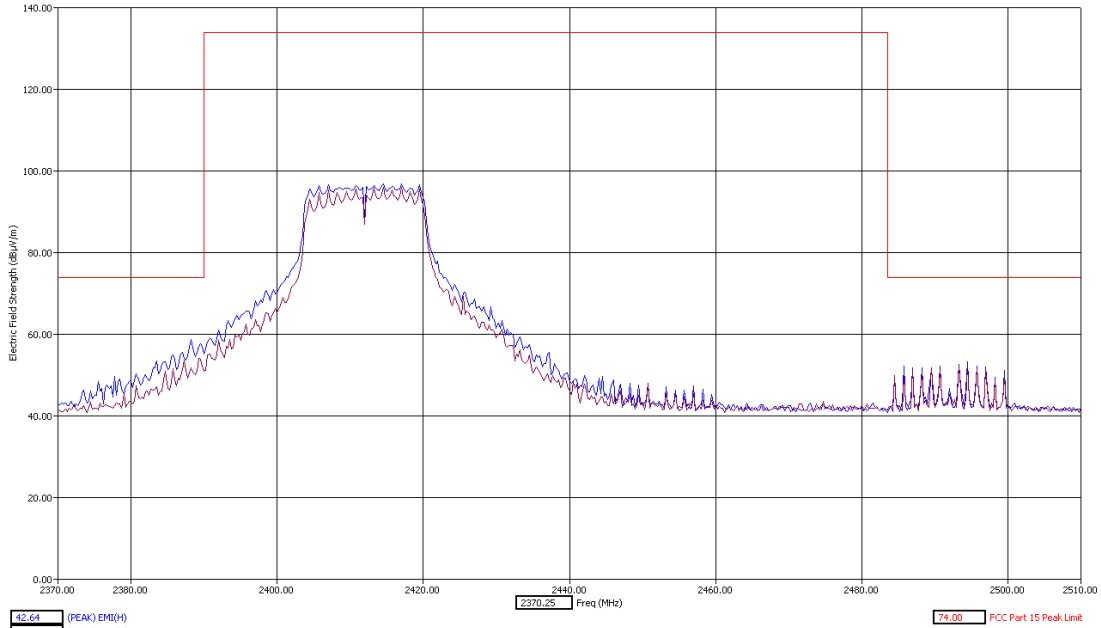


High Channel Band Edge Y Orientation AVG Detector

WLAN Band (g)

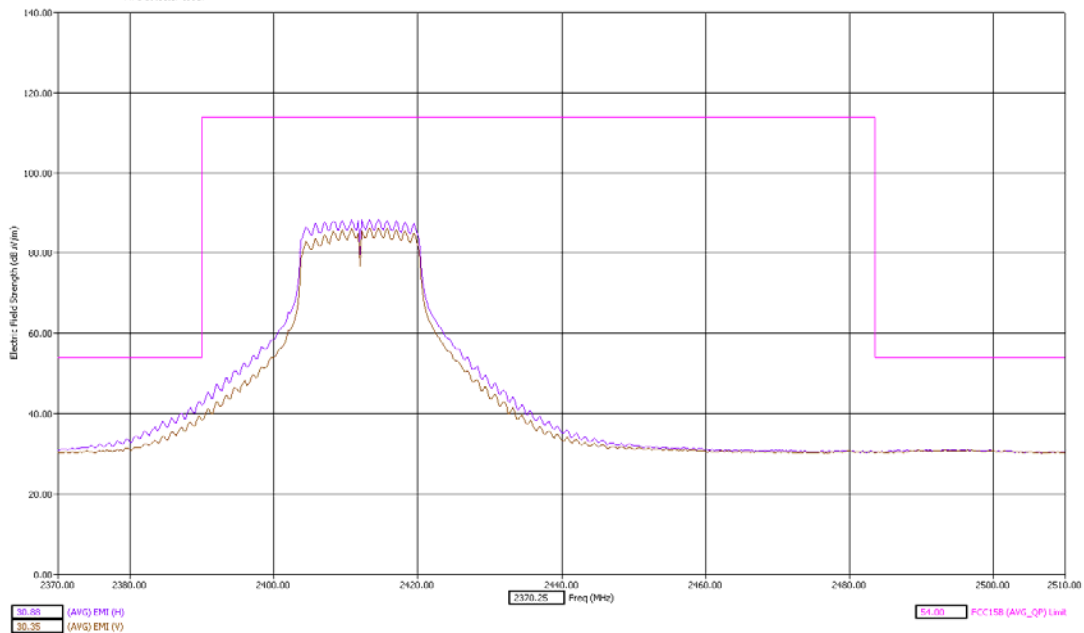
Only the worst band edge is displayed for WLAN band (g)

Test title: FCC 15.205, 15.209, 15.247
 Operator name: Jakui Chen/Yipeng Wang
 EUT type: 24833, IMEI:359550040005250
 EUT condition: HW/P2B
 Date: 12/14/2011
 Time: 1:56:12 PM
 Comments: FCC 15.247 (c) (1) WiFi emission in TCH mode.
 WiFi ch. 1 (2462 MHz) do in test mode. Orientation Y=V
 HLP 3003C antenna (30 MHz - 3 GHz).
 HRN 0118 antenna (3GHz-18GHz).
 Peak detector used.



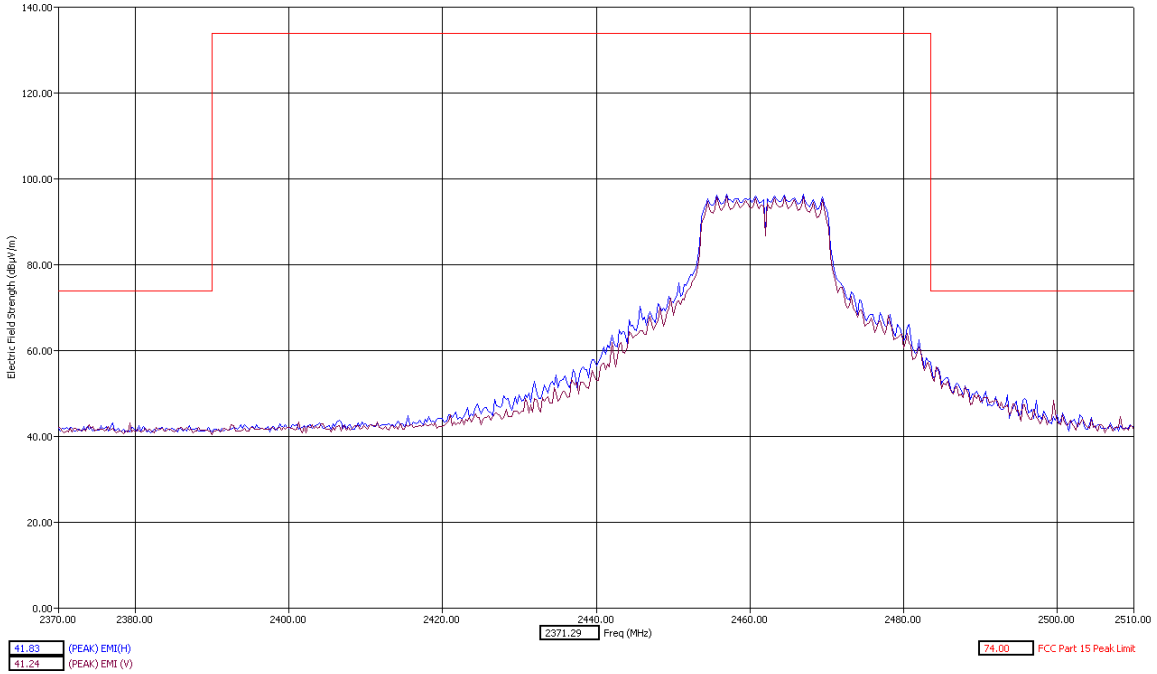
Low Channel Band Edge Y Orientation Peak Detector

Test title: FCC 15.205, 15.209, 15.247
 Operator name: Jakui Chen/Yipeng Wang
 EUT type: 24833, IMEI:359550040005250
 EUT condition: HW/P2B
 Date: 12/14/2011
 Time: 1:56:12 PM
 Comments: FCC 15.247 (c) (1) WiFi emission in TCH mode.
 WiFi ch. 1 (2462 MHz) do in test mode. Orientation Y=V
 HLP 3003C antenna (30 MHz - 3 GHz).
 HRN 0118 antenna (3GHz-18GHz).
 AVG detector used.



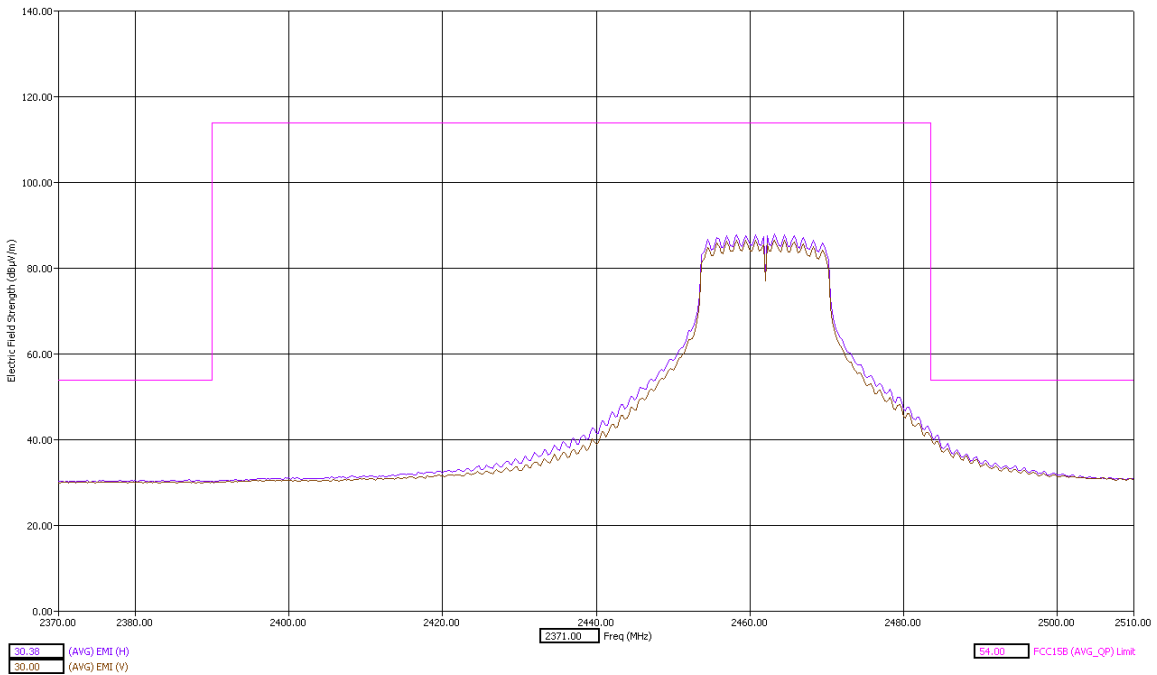
Low Channel Band Edge Y Orientation AVG Detector

Test title: FCC 15.205, 15.209, 15.247
 Operator name: Jakui Chen/Tipeng Wang
 EUT type: 24833, IMEI:358550040005250
 EUT condition: HW-P2B
 Date: 12/15/2011
 Time: 5:10:39 PM
 Comments: FCC 15.247 (c) (1) WIFI emission in TCH mode.
 WIFI ch. 11 (2462 MHz) do in test mode. Orientation Y=V
 HLP 3003C antenna (30 MHz - 3 GHz).
 HRN 0118 antenna (3GHz-18GHz).
 Peak detector used.



High Channel Band Edge Y Orientation Peak Detector

Test title: FCC 15.205, 15.209, 15.247
 Operator name: Jakui Chen/Tipeng Wang
 EUT type: 24833, IMEI:358550040005250
 EUT condition: HW-P2B
 Date: 12/15/2011
 Time: 5:10:39 PM
 Comments: FCC 15.247 (c) (1) WIFI emission in TCH mode.
 WIFI ch. 11 (2462 MHz) do in test mode. Orientation Y=V
 HLP 3003C antenna (30 MHz - 3 GHz).
 HRN 0118 antenna (3GHz-18GHz).
 AVG detector used.

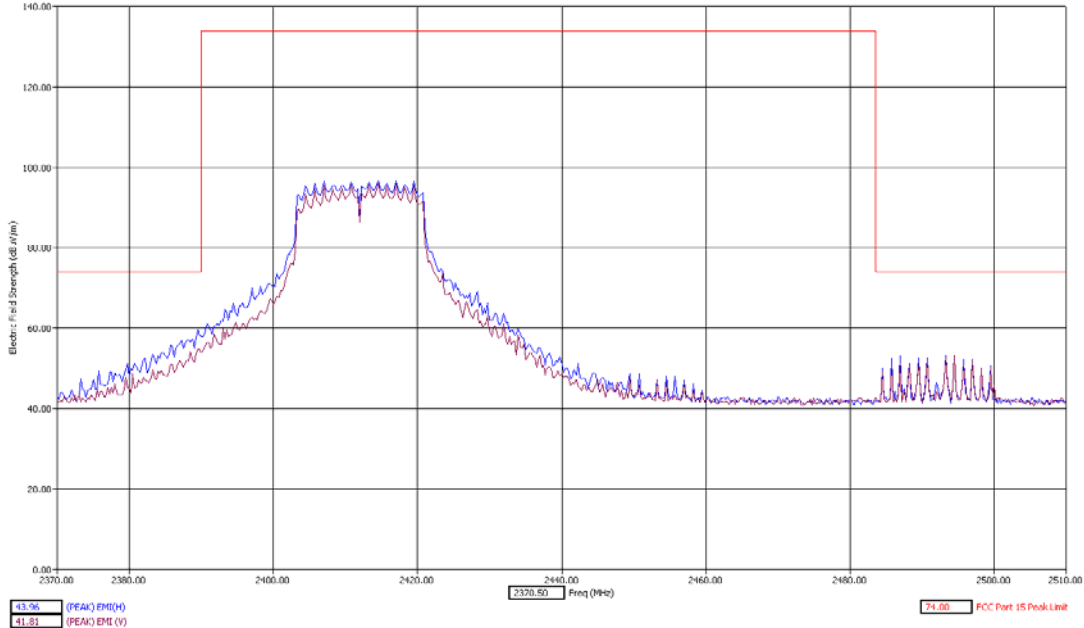


High Channel Band Edge Y Orientation AVG Detector

WLAN Band (n) 2.4G 400ns GI

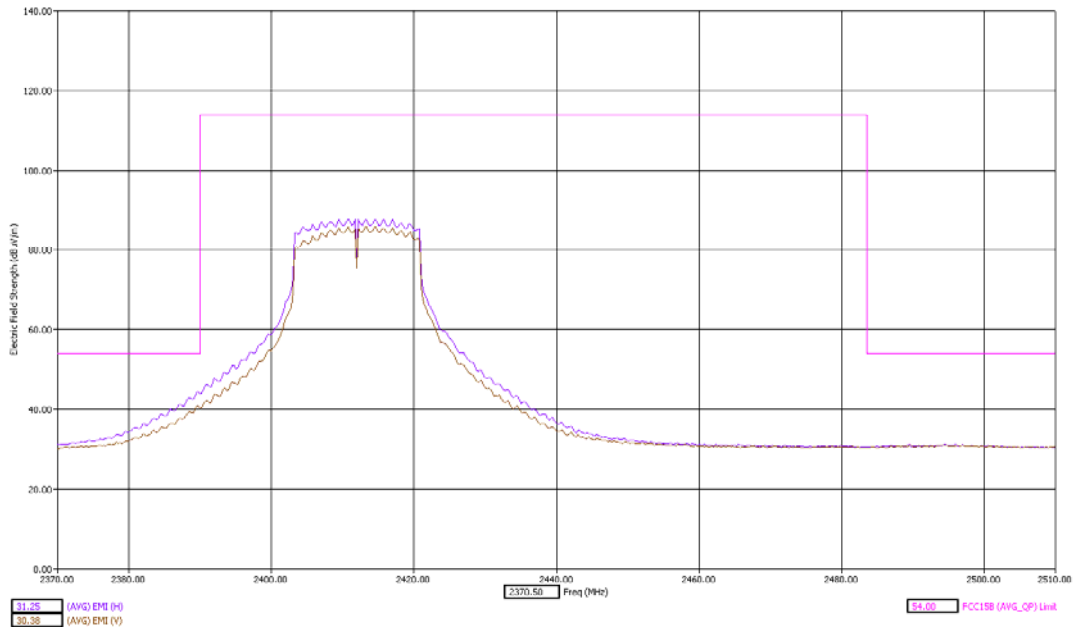
Only the worst band edge is displayed for WLAN band (n).

Test title: FCC 15.205, 15.209, 15.247
 Operator name: Jaku Chen/Tipeng Wang
 EUT type: 24833, IMEI:356850040005250
 EUT condition: HW-P2B
 Date: 12/14/2011
 Time: 4:30:28 PM
 Comments: FCC 15.247 (c) (1) WPI emission in TCH mode.
 WPI ch. 1 (2412 MHz) do in test mode. Orientation Y=V
 HLP 3000C antenna (30 MHz - 3 GHz).
 HRN 0118 antenna (3GHz-18GHz).
 Peak detector used.



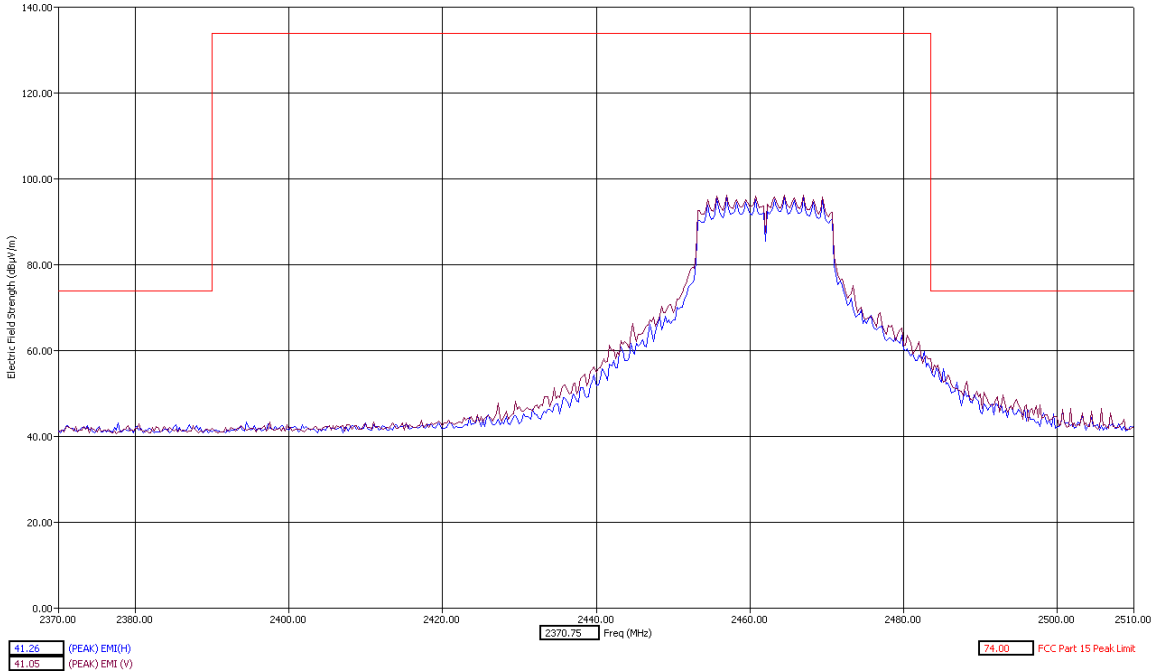
Low Channel Band Edge Y Orientation Peak Detector

Test title: FCC 15.205, 15.209, 15.247
 Operator name: Jaku Chen/Tipeng Wang
 EUT type: 24833, IMEI:356850040005250
 EUT condition: HW-P2B
 Date: 12/14/2011
 Time: 4:30:28 PM
 Comments: FCC 15.247 (c) (1) WPI emission in TCH mode.
 WPI ch. 1 (2412 MHz) do in test mode. Orientation Y=V
 HLP 3000C antenna (30 MHz - 3 GHz).
 HRN 0118 antenna (3GHz-18GHz).
 AVG detector used.



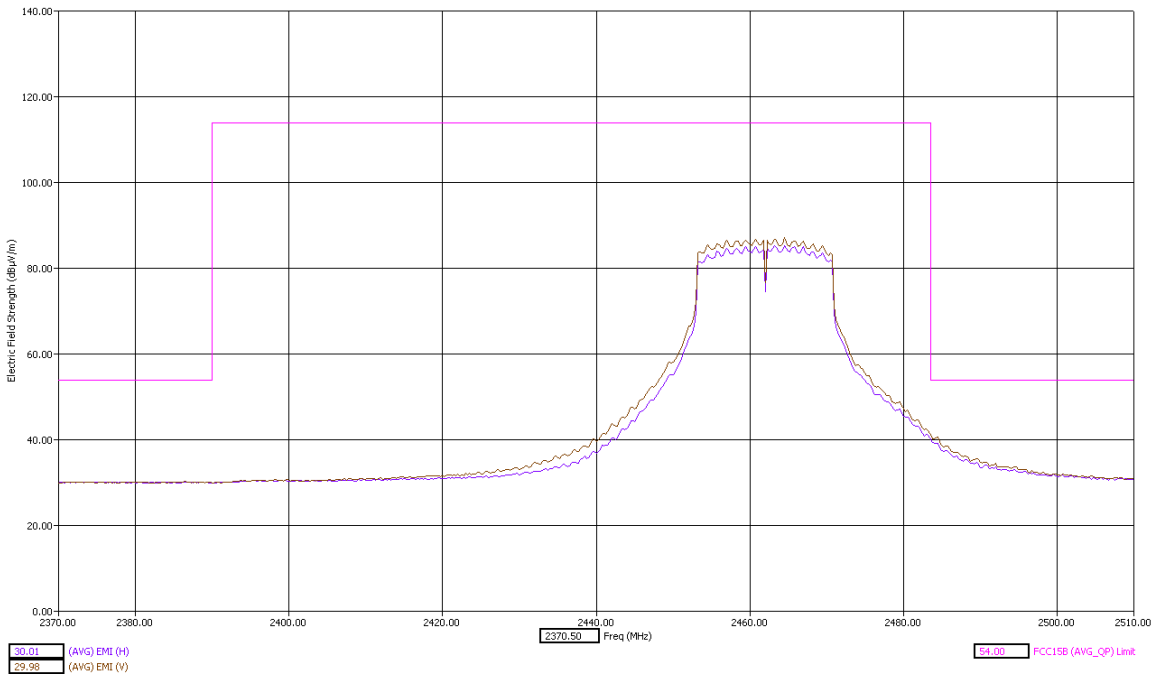
Low Channel Band Edge Y Orientation AVG Detector

Test title: FCC 15.205, 15.209, 15.247
 Operator name: Jakui Chen/Ipeng Wang
 EUT type: 24833, IMEI:358550040005250
 EUT condition: HW-P2B
 Date: 12/15/2011
 Time: 8:46:43 AM
 Comments: FCC 15.247 (c) (1) WIFI emission in TCH mode.
 WIFI ch. 11 (2462 MHz) do in test mode. Orientation Y=V
 HLP 3003C antenna (30 MHz - 3 GHz).
 HRN 0118 antenna (3GHz-18GHz).
 Peak detector used.



High Channel Band Edge Y Orientation Peak Detector

Test title: FCC 15.205, 15.209, 15.247
 Operator name: Jakui Chen/Ipeng Wang
 EUT type: 24833, IMEI:358550040005250
 EUT condition: HW-P2B
 Date: 12/15/2011
 Time: 8:46:43 AM
 Comments: FCC 15.247 (c) (1) WIFI emission in TCH mode.
 WIFI ch. 11 (2462 MHz) do in test mode. Orientation Y=V
 HLP 3003C antenna (30 MHz - 3 GHz).
 HRN 0118 antenna (3GHz-18GHz).
 AVG detector used.

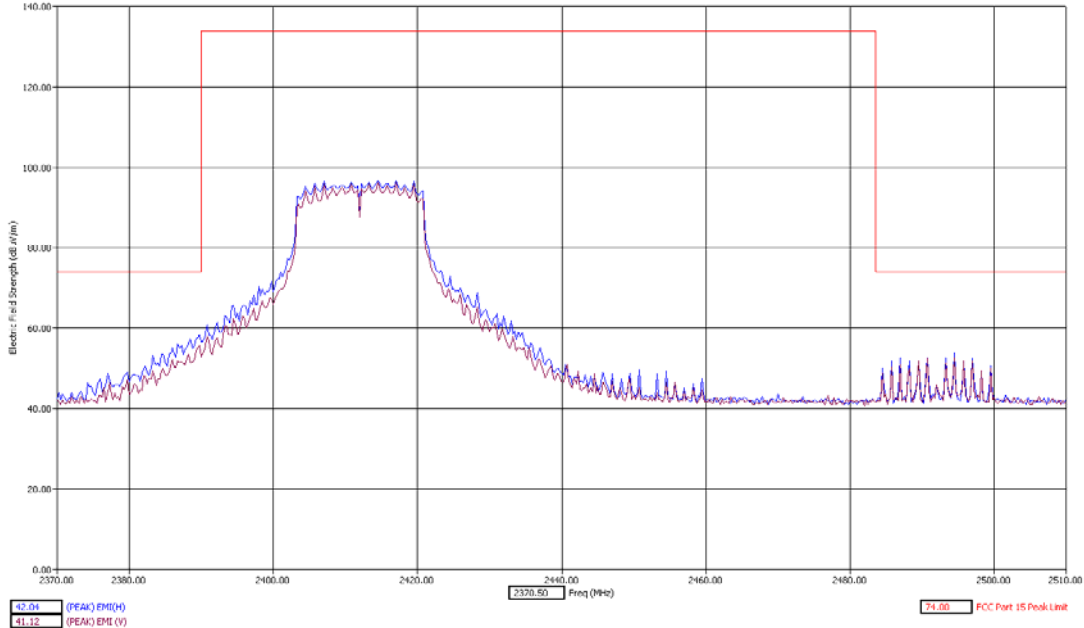


High Channel Band Edge Y Orientation AVG Detector

WLAN Band (n) 2.4G 800ns GI

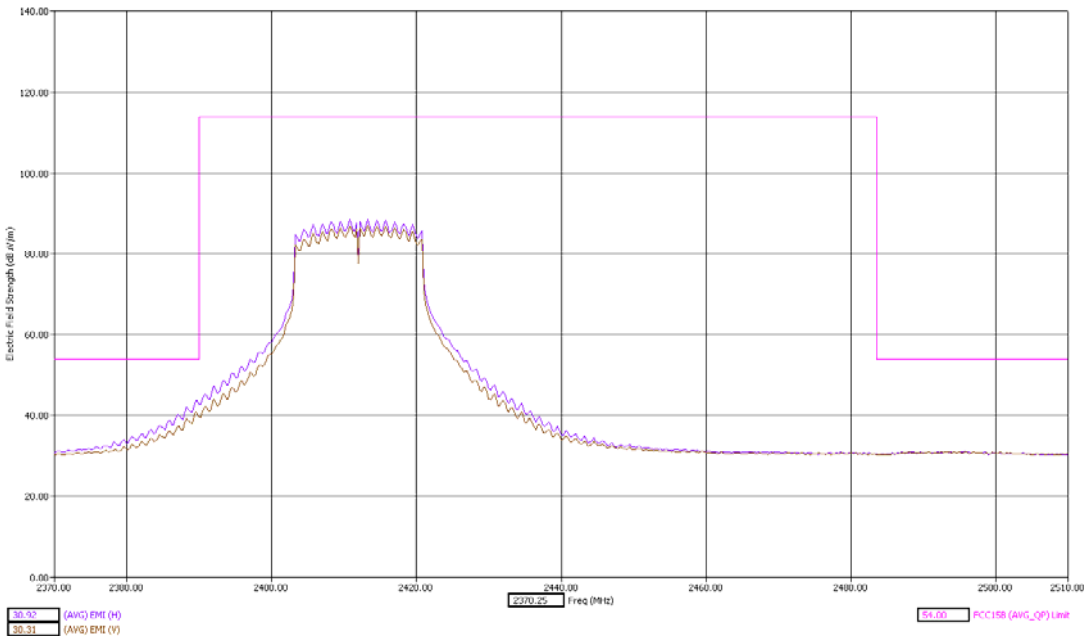
Only the worst band edge is displayed for WLAN band (n).

Test title: FCC 15.205, 15.209, 15.247
Operator name: Jialu Chen/Tipeng Wang
EUT type: 24833, IMEI:356850040005250
LUT condition: HW-P2B
Date: 12/15/2011
Time: 9:37:43 AM
Comments: FCC 15.247 (c) (1) WPI emission in TCH mode.
WIFI ch. 1 (2412 MHz) do in test mode. Orientation Y=V
HLP 3000C antenna (30 MHz - 3 GHz).
HRN 0118 antenna (3GHz-18GHz).
Peak detector used.



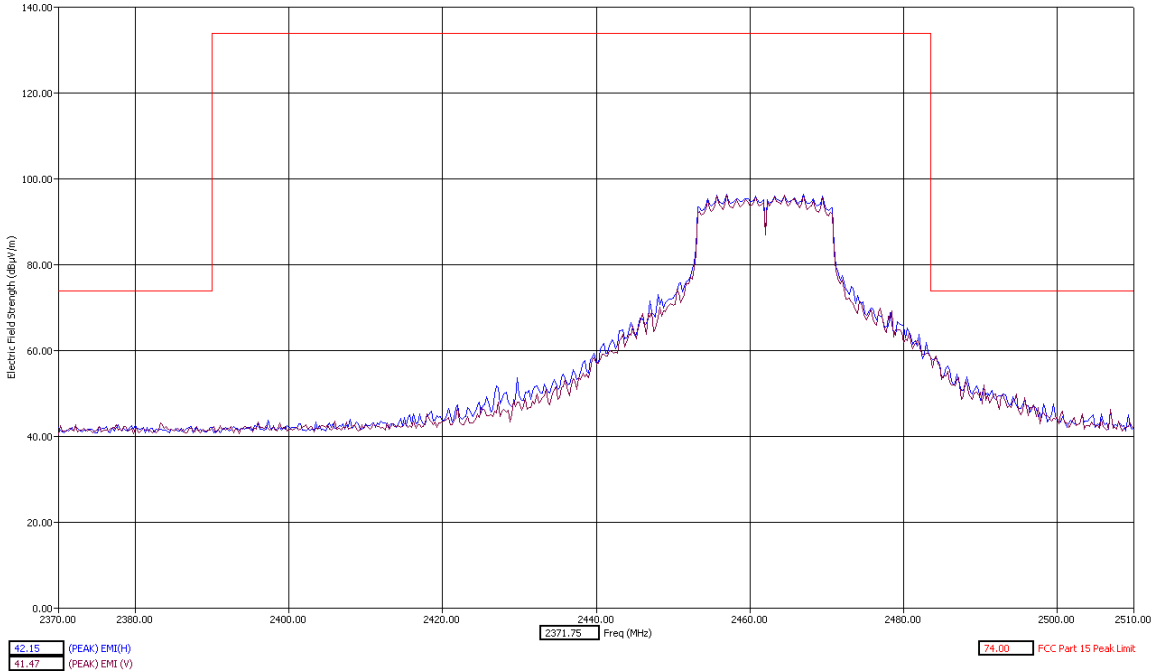
Low Channel Band Edge Y Orientation Peak Detector

Test title: FCC 15.205, 15.209, 15.247
Operator name: Jialu Chen/Tipeng Wang
EUT type: 24833, IMEI:356850040005250
LUT condition: HW-P2B
Date: 12/15/2011
Time: 9:37:43 AM
Comments: FCC 15.247 (c) (1) WPI emission in TCH mode.
WIFI ch. 1 (2412 MHz) do in test mode. Orientation Y=V
HLP 3000C antenna (30 MHz - 3 GHz).
HRN 0118 antenna (3GHz-18GHz).
AVG detector used.



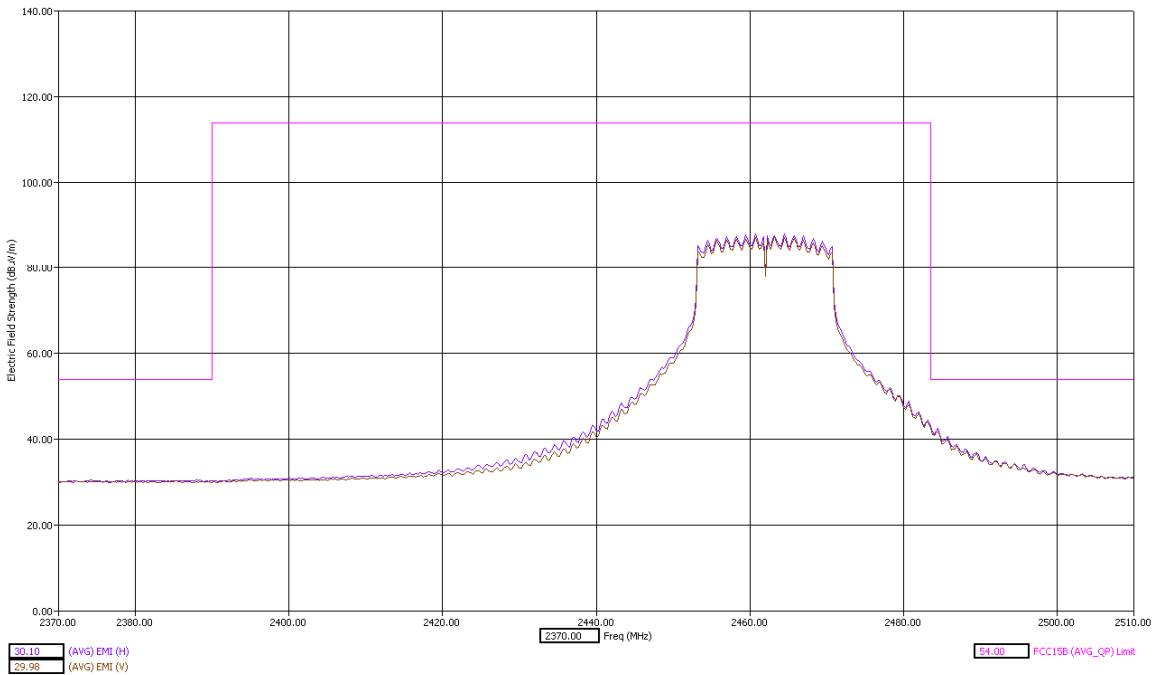
Low Channel Band Edge Y Orientation AVG Detector

Test title: FCC 15.205, 15.209, 15.247
 Operator name: Jakui Chen/Ipeng Wang
 EUT type: 24833, IMEI:358550040005250
 EUT condition: HW-P2B
 Date: 12/15/2011
 Time: 10:52:40 AM
 Comments: FCC 15.247 (c) (1) WIFI emission in TCH mode.
 WIFI ch. 11 (2462 MHz) do in test mode. Orientation Y=V
 HLP 3003C antenna (30 MHz - 3 GHz).
 HRN 0118 antenna (3GHz-18GHz).
 Peak detector used.



High Channel Band Edge Y Orientation Peak Detector

Test title: FCC 15.205, 15.209, 15.247
 Operator name: Jakui Chen/Ipeng Wang
 EUT type: 24833, IMEI:358550040005250
 EUT condition: HW-P2B
 Date: 12/15/2011
 Time: 10:52:40 AM
 Comments: FCC 15.247 (c) (1) WIFI emission in TCH mode.
 WIFI ch. 11 (2462 MHz) do in test mode. Orientation Y=V
 HLP 3003C antenna (30 MHz - 3 GHz).
 HRN 0118 antenna (3GHz-18GHz).
 AVG detector used.



High Channel Band Edge Y Orientation AVG Detector

End of Test Report