



Pictures of Test Setup for HAC Testing IHDT56MU1



Figure 1. Phone Front




Figure 2. Positioning and Measurement for RF Emissions

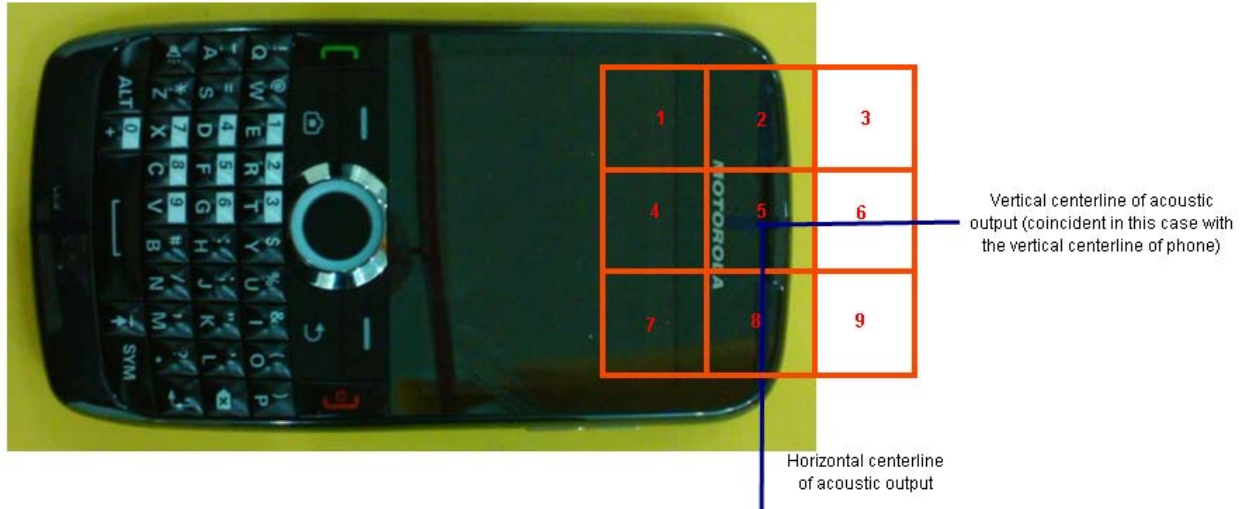


Figure 3. Phone Front - Orientation and Measurement Plane for RF Emissions Testing




Figure 4. Positioning and Measurement for Telecoil



Figure 5. Coordinate Axis for Telecoil Measurements



Figure 6. Location of Measured Points for Telecoil measurements