



Report No.: RZC1101-0124EMC



Part 15B


TEST REPORT

Product Name	CDMA1x PCS only mobile phone
Model Name	WX430
FCC ID	IHDT56MU1
Client	BYD Precision Manufacture Company Limited Shanghai Branch

TA Technology (Shanghai) Co., Ltd.



GENERAL SUMMARY

Product Name	CDMA1x PCS only mobile phone	Model Name	WX430
FCC ID	IHDT56MU1		
Report No.	RZC1101-0124EMC		
Client	BYD Precision Manufacture Company Limited Shanghai Branch		
Manufacturer	Motorola Mobility		
Reference Standard(s)	<p>FCC Part 15 Subpart B (2009-12) Radio frequency device.</p> <p>ANSI C63.4 (2003) Methods of Measurement of Radio-Noise Emission from Low-Voltage Electrical and Electronic Equipment in the Range of 9 KHz to 40GHz.</p>		
Conclusion	<p>This portable wireless equipment has been measured in all cases requested by the relevant standards. Test results in Chapter 2 of this test report are below limits specified in the relevant standards.</p> <p>General Judgment : Pass</p> <p style="text-align: right;">(Stamp) Date of issue: January 28th, 2011</p> 		
Comment	The test result only responds to the measured sample.		

Approved by 杨伟中
Yang Weizhong

Revised by 范广畅
Fan Guangchang

Performed by 刘伟
Liu Wei

TABLE OF CONTENT

1. General Information	4
1.1. Notes of the test report	4
1.2. Testing laboratory	4
1.3. Applicant Information	5
1.4. Manufacturer Information	5
1.5. Information of EUT	6
1.6. Test Date	7
1.7. Test Report Revision	7
2. Test Information	8
2.1. Summary of test results	8
2.2. Radiated Emission	9
2.3. Conducted Emission	14
3. Main Test Instruments	18
ANNEX A: The EUT Appearance and Test Setup	19

TA Technology (Shanghai) Co., Ltd. Test Report

Report No.: RZC1101-0124EMC

Registration Num:428261

Page 4 of 19

1. General Information

1.1. Notes of the test report

TA Technology (Shanghai) Co., Ltd. guarantees the reliability of the data presented in this test report, which is the results of measurements and tests performed for the items under test on the date and under the conditions stated in this test report and is based on the knowledge and technical facilities available at TA Technology (Shanghai) Co., Ltd. at the time of execution of the test.

TA Technology (Shanghai) Co., Ltd. is liable to the client for the maintenance by its personnel of the confidentiality of all information related to the items under test and the results of the test. This report only refers to the item that has undergone the test.

This report standalone dose not constitute or imply by its own an approval of the product by the certification Bodies or competent Authorities. This report can not be used partially or in full for publicity and/or promotional purposes without previous written approval of **TA Technology (Shanghai) Co., Ltd.** and the Accreditation Bodies, if it applies.

If the electrical report is inconsistent with the printed one, it should be subject to the latter.

1.2. Testing laboratory

Company: TA Technology (Shanghai) Co., Ltd.
Address: No.145, Jintang Rd, Tangzhen Industry Park, Pudong
City: Shanghai
Post code: 201201
Country: P. R. China
Contact: Yang Weizhong
Telephone: +86-021-50791141/2/3
Fax: +86-021-50791141/2/3-8000
Website: <http://www.ta-shanghai.com>
E-mail: yangweizhong@ta-shanghai.com

TA Technology (Shanghai) Co., Ltd.

Test Report

Registration Num:428261

Report No.: RZC1101-0124EMC

Page 5 of 19

1.3. Applicant Information

Company: BYD Precision Manufacture Company Limited Shanghai Branch
Address: F7,Building 5, Longdong Ave 3000, Pudong District. Shanghai
City: Shanghai
Postal Code: 201203
Country: P.R. China
Contact: Konger.Kong
Telephone: 02161009669-72114
Fax: 02161009668

1.4. Manufacturer Information

Company: Motorola Mobility
Address: 8000 W Sunrise Blvd.
Plantation, FL, 33322
City: /
Postal Code: 33322
Country: United States
Telephone: (954)914-3206
Fax: /

TA Technology (Shanghai) Co., Ltd.
Test Report

Registration Num:428261

Report No.: RZC1101-0124EMC

Page 6 of 19

1.5. Information of EUT

General information

Device type:	Portable device		
Name of EUT:	CDMA1x PCS only mobile phone		
Hardware version:	200002		
Software version:	HALLC2_X_00.01.0S1		
Antenna Type:	Internal Antenna		
Device operating configurations:			
MEID:	A0000022FC154C		
Operating mode(s):	CDMA PCS		
Test modulation:	QPSK		
Emission Designator	1M25F9W		
Power supply:	Battery or Charger		
Rated Power Supply Voltage:	3.7V		
Extreme Voltage:	Minimum: 3.2V Maximum: 4.2V		
Extreme Temperature:	Lowest: -30°C Highest: +60°C		
Operating frequency range(s)	Band	Tx (MHz)	Rx (MHz)
	CDMA PCS	1851.25~ 1908.75	1931.25 ~ 1988.75
Used host products:	IBM T61 (Mode:6459; S/N:L3-G9537)		

TA Technology (Shanghai) Co., Ltd.

Test Report

Registration Num:428261

Report No.: RZC1101-0124EMC

Page 7 of 19

Auxiliary equipment details

AE1: Battery

Model: BQ50
Manufacture: Motorola Mobility
IMEI or SN: /

AE2: Travel Adaptor

Model: E199967
Manufacture: Made in China
IMEI or SN: /

AE3:USB Cable

Model: SKN6238A
IMEI or SN: /

AE5: Notebook

Model: IBM T61 6459
IMEI or SN: L3-G9537

Equipment Under Test (EUT) is CDMA1x PCS only mobile phone with internal antenna.

The sample under test was selected by the Client.

Components list please refer to documents of the manufacturer.

1.6. Test Date

The test is performed on January 27, 2011.

1.7. Test Report Revision

Date	Report No	Revision	Description
Jan. 28 ,2011	RZA1101-0124EMC	0	First Revision

TA Technology (Shanghai) Co., Ltd.
Test Report

Report No.: RZC1101-0124EMC

Registration Num:428261

Page 8 of 19

2. Test Information

2.1. Summary of test results

Number	Test Case	Clause in FCC Rules	Verdict
1	Radiated Emission	15.109, ANSI C63.4-2003	PASS
2	Conducted Emission	15.107, ANSI C63.4-2003	PASS

TA Technology (Shanghai) Co., Ltd.

Test Report

Registration Num:428261

Report No.: RZC1101-0124EMC

Page 9 of 19

2.2. Radiated Emission

Ambient condition

Temperature	Relative humidity	Pressure
24°C~26°C	45%~50%	102.5kPa

Methods of Measurement

The EUT is placed on a non-metallic table 0.8m above the horizontal metal reference ground plane. The distance between EUT and receive antenna should be 3 meters. During the test, the EUT was operating in its typical mode. The test method is according to ANSI C63.4-2003. Sweep the whole frequency band through the range from 30MHz to 6GHz. During the test, the height of receive antenna shall be moved from 1 to 4 meters, and the antenna shall be performed under horizontal and vertical polarization. The turn table shall be rotated from 0 to 360 degrees for detecting the maximum of radiated spurious signal level. The measurements shall be repeated with orthogonal polarization of the test antenna. During the test, EUT is connected to a laptop via a USB cable in the case of USB mode. The EUT is used as the peripheral equipment of the PC. The model of laptop is IBM T61 6459 and the serial number of laptop is L3-G9537. The phone modem drivers were installed on the laptop to be able to communicate with the EUT by continuously sending a querying text file (AT Command) to the phone using Hyper Terminal during the test.

The data of cable loss and antenna factor has been calibrated in full testing frequency range before the testing. During the test, the EUT is worked at maximum output power.

Set the spectrum analyzer in the following:

Below 1GHz:

RBW=100kHz / VBW=300kHz / Sweep=AUTO

Above 1GHz:

(a) PEAK: RBW=1MHz VBW=3MHz/ Sweep=AUTO

(b) AVERAGE: RBW=1MHz / VBW=10Hz / Sweep=AUTO

TA Technology (Shanghai) Co., Ltd. Test Report

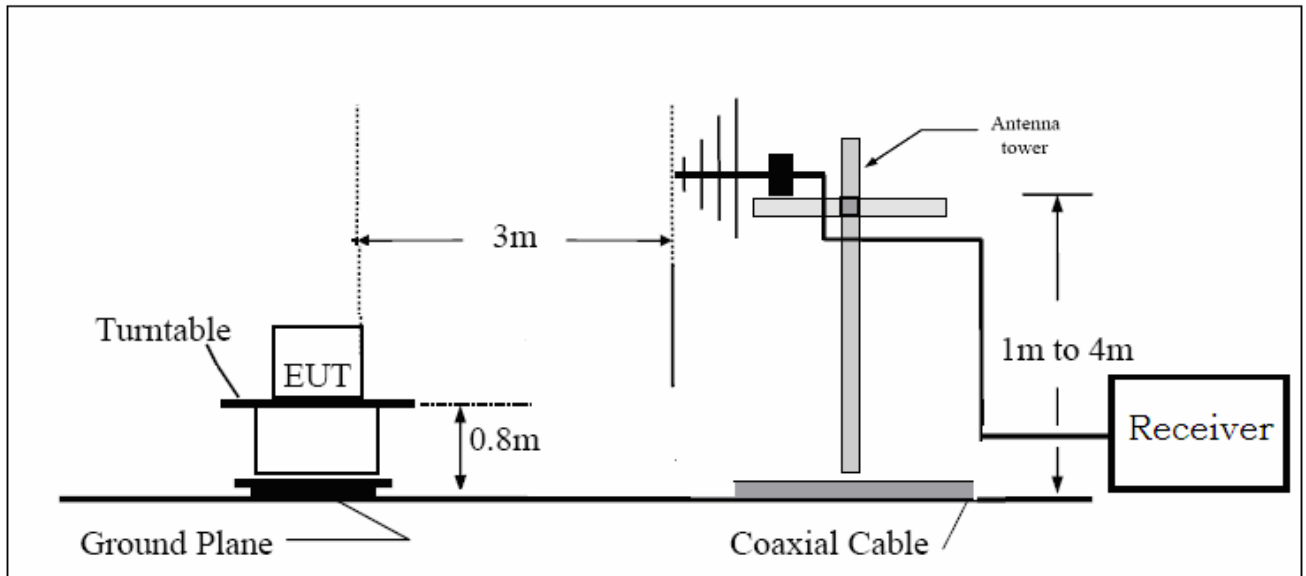
Report No.: RZC1101-0124EMC

Registration Num:428261

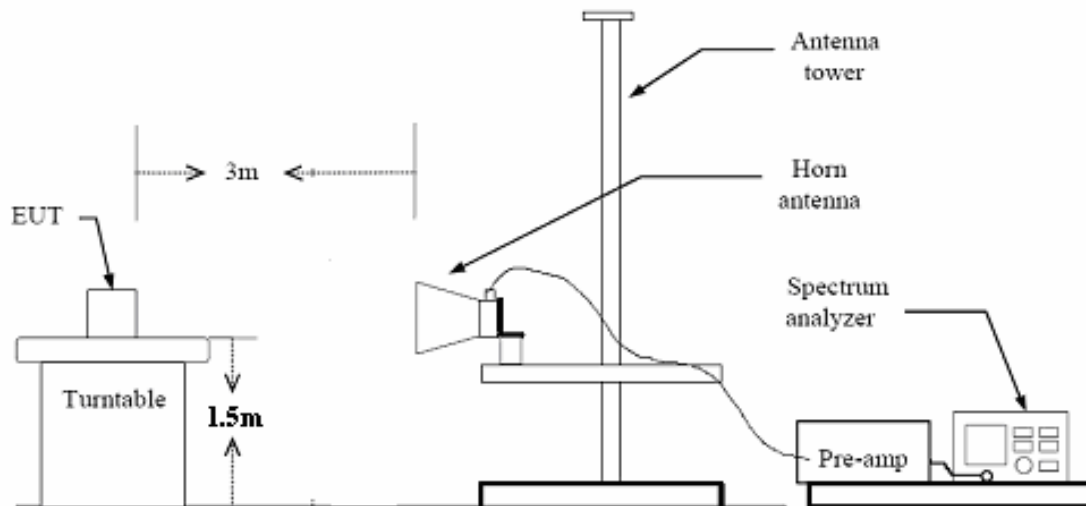
Page 10 of 19

Test Setup

Below 1GHz



Above 1GHz



TA Technology (Shanghai) Co., Ltd.
Test Report

Registration Num:428261

Report No.: RZC1101-0124EMC

Page 11 of 19

Limits

Frequency (MHz)	Field Strength (dBμV/m)	Detector
30 -88	40.0	Quasi-peak
88-216	43.5	Quasi-peak
216 – 960	46.0	Quasi-peak
960-1000	54.0	Quasi-peak
1000-5 th harmonic of the highest frequency or 40GHz, which is lower	54 74	Average Peak

Measurement Uncertainty

The assessed measurement uncertainty to ensure 95% confidence level for the normal distribution is with the coverage factor $k = 1.96$. $U = 3.92$ dB.

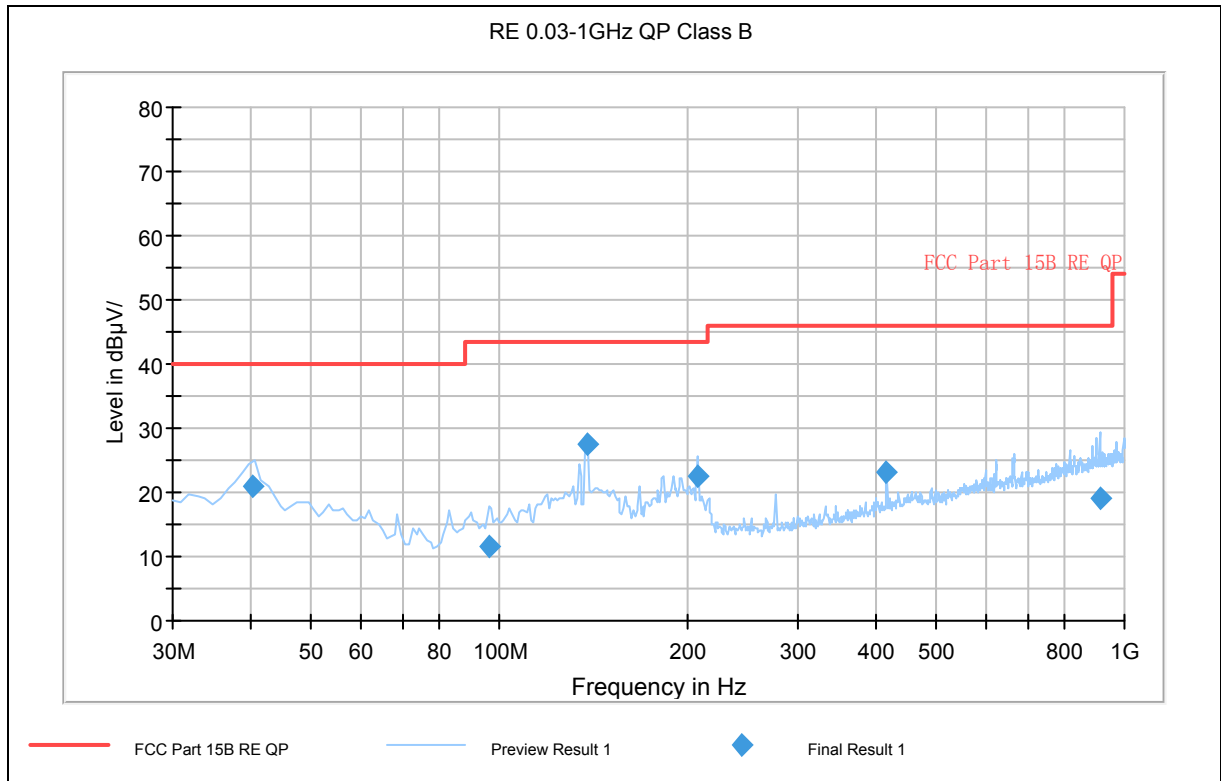
TA Technology (Shanghai) Co., Ltd. Test Report

Registration Num:428261

Report No.: RZC1101-0124EMC

Page 12 of 19

Test Results



Radiated Emission from 30MHz to 1GHz

Frequency (MHz)	Quasi-Peak (dBuV/m)	Height (cm)	Polarization	Azimuth (deg)	Reading value (dBuV/m)	Correct Factor (dB)	Margin (dB)	Limit (dBuV/m)
40.350000	20.8	100.0	V	72.0	45.1	-24.3	19.2	40.0
96.000000	11.7	120.0	V	4.0	40.1	-28.4	28.3	40.0
138.720000	27.6	100.0	V	259.0	60.5	-32.9	12.4	40.0
207.550000	22.6	100.0	V	311.0	52.8	-30.2	17.4	40.0
415.090000	23.1	125.0	V	329.0	47.9	-24.8	23.9	47.0
912.100000	19.1	125.0	V	143.0	36.1	-17.0	27.9	47.0

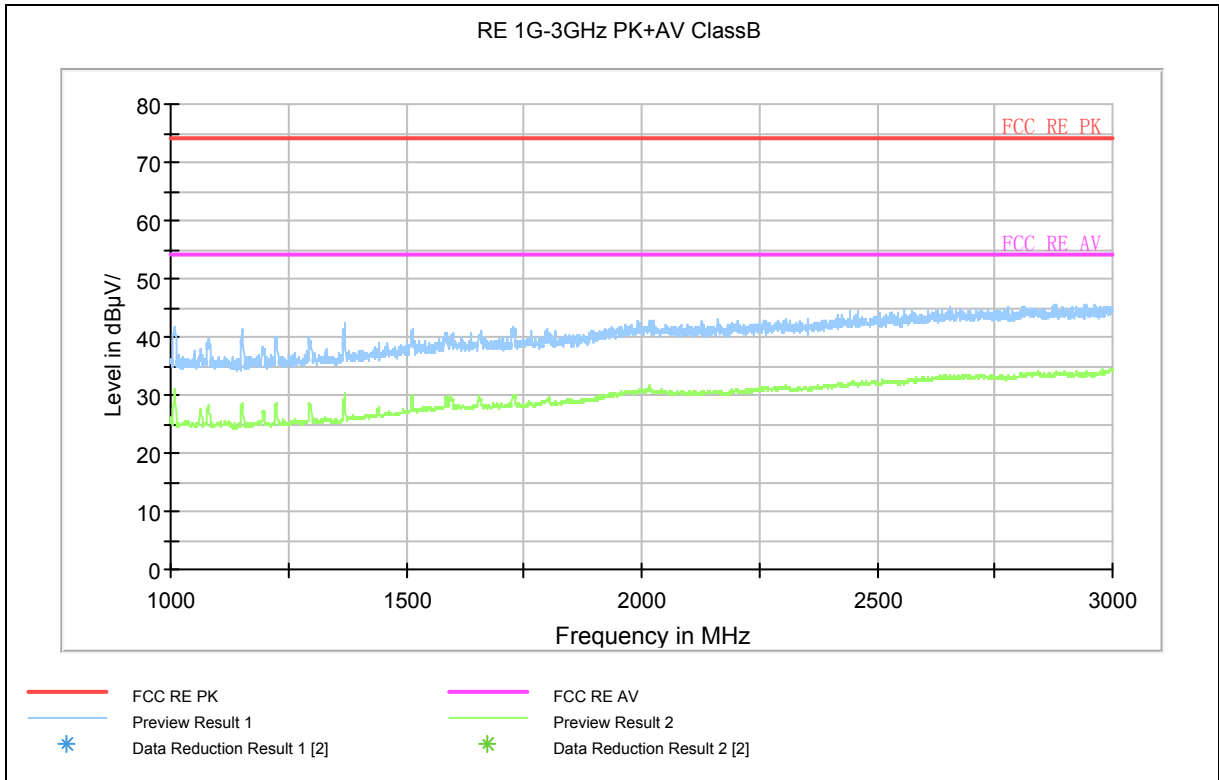
Remark: 1. Quasi-Peak = Reading value + Correction factor
 2. Correction Factor = Insertion loss + Cable loss
 3. Margin = Limit – Quasi-Peak

TA Technology (Shanghai) Co., Ltd. Test Report

Registration Num:428261

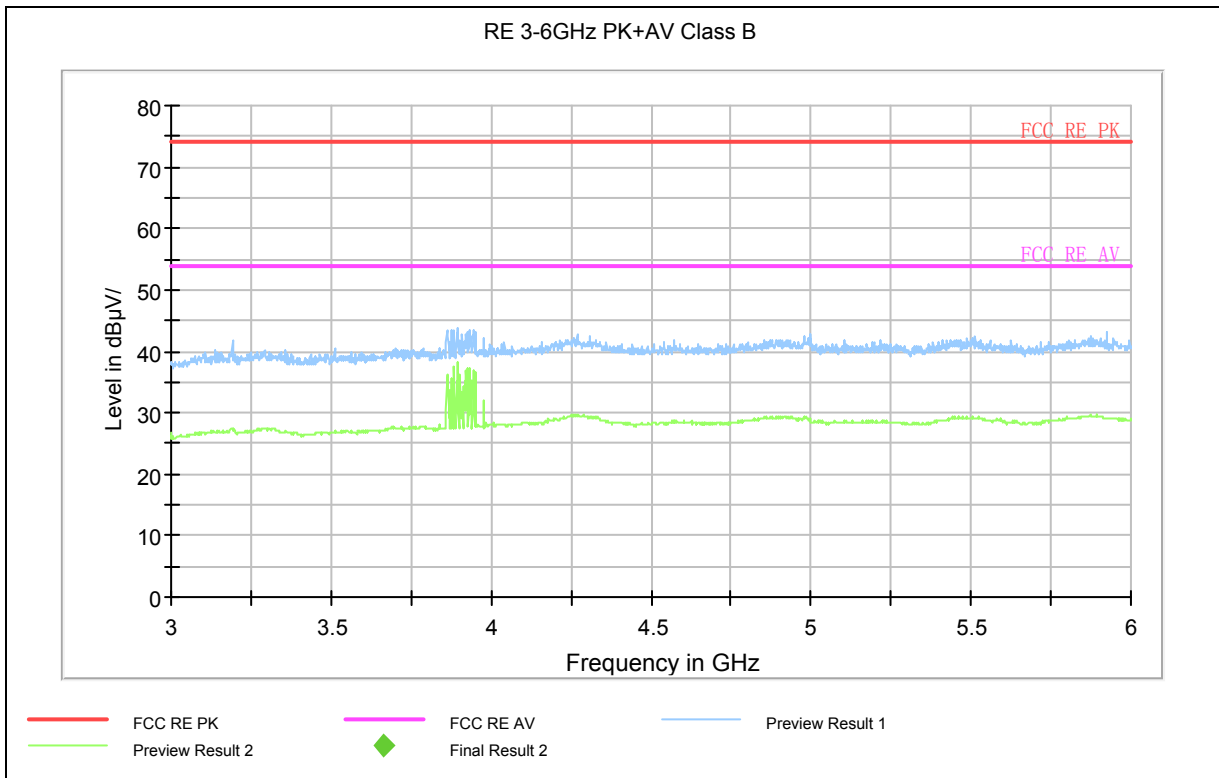
Report No.: RZC1101-0124EMC

Page 13 of 19



Note: Blue trace uses the peak detection Green trace uses the average detection

Radiated Emission from 1GHz to 3GHz



Note: Blue trace uses the peak detection Green trace uses the average detection

Radiated Emission from 3GHz to 6GHz

TA Technology (Shanghai) Co., Ltd.

Test Report

Report No.: RZC1101-0124EMC

Registration Num:428261

Page 14 of 19

2.3. Conducted Emission

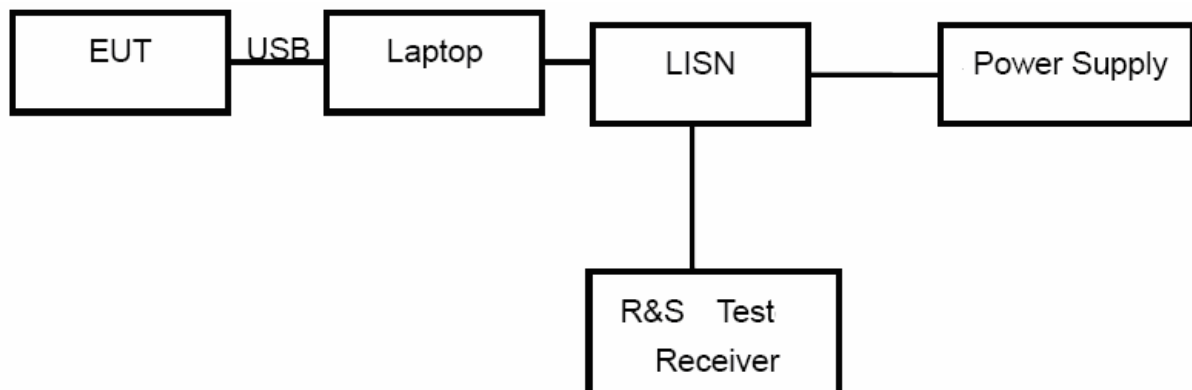
Ambient condition

Temperature	Relative humidity	Pressure
24°C ~26°C	50%~55%	102.5kPa

Methods of Measurement

The EUT is placed on a non-metallic table of 80cm height above the horizontal metal reference ground plane. During the test, the EUT was operating in its typical mode. The test method is according to ANSI C63.4-2003. Connect the AC power line of the EUT to the L.I.S.N. Use EMI receiver to detect the average and Quasi-peak value. RBW is set to 9kHz,VBW is set to 30kHz.The measurement result should include both L line and N line. During the test, EUT is connected to a laptop via a USB cable in the case of USB mode. The EUT is used as the peripheral equipment of the PC. The model of laptop is IBM T61 6459 and the serial number of laptop is L3-G9537. The phone modem drivers were installed on the laptop to be able to communicate with the EUT by continuously sending a querying text file (AT Command) to the phone using Hyper Terminal during the test, and the EUT is worked at maximum output power.

Test Setup



Note: Power Supply is AC Power source and it is used to change the voltage from 220V/50Hz to 110V/60Hz.

TA Technology (Shanghai) Co., Ltd.
Test Report

Report No.: RZC1101-0124EMC

Registration Num:428261

Page 15 of 19

Limits

Frequency (MHz)	Conducted Limits(dB μ V)	
	Quasi-peak	Average
0.15 - 0.5	66 to 56 *	56 to 46 *
0.5 - 5	56	46
5 - 30	60	50

*: Decreases with the logarithm of the frequency.

Measurement Uncertainty

The assessed measurement uncertainty to ensure 95% confidence level for the normal distribution is with the coverage factor $k = 1.96$. $U = 2.69$ dB.

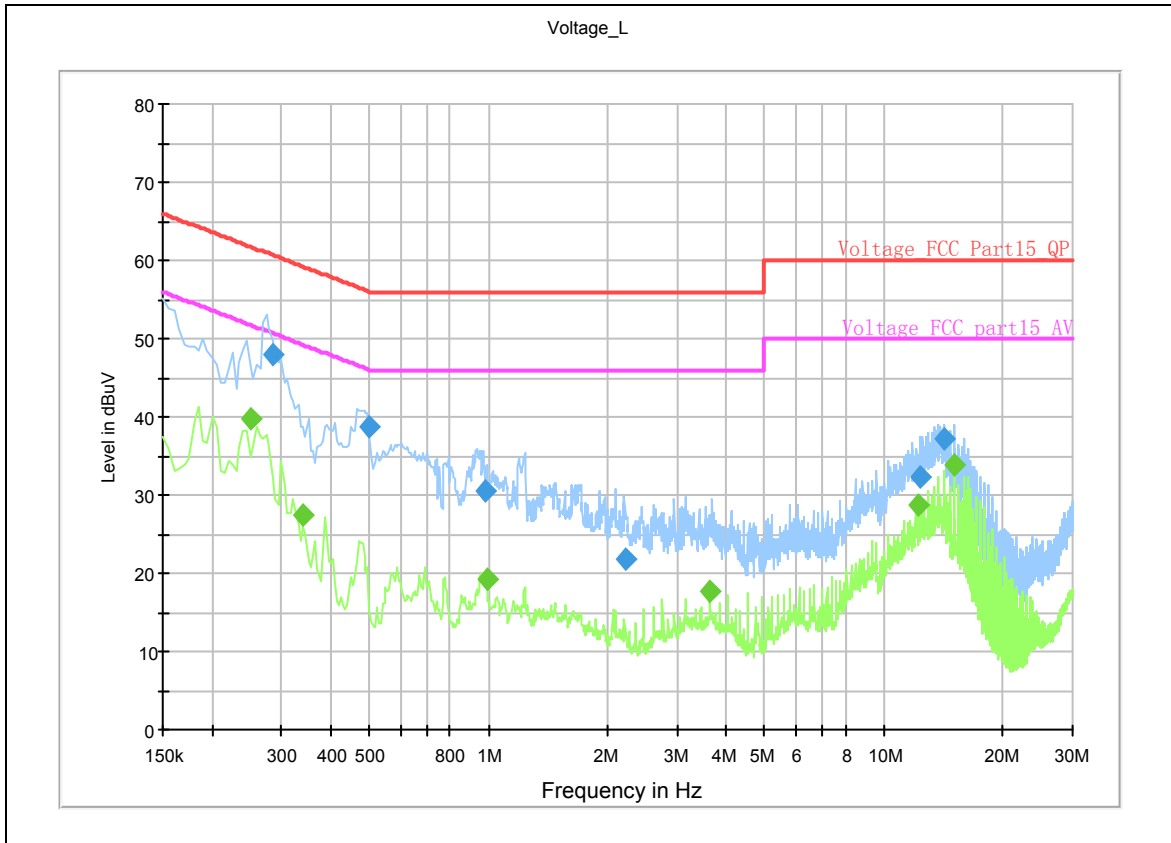
TA Technology (Shanghai) Co., Ltd. Test Report

Report No.: RZC1101-0124EMC

Registration Num:428261

Page 16 of 19

Test Results



Note: Blue trace uses the peak detection Green trace uses the average detection
L line

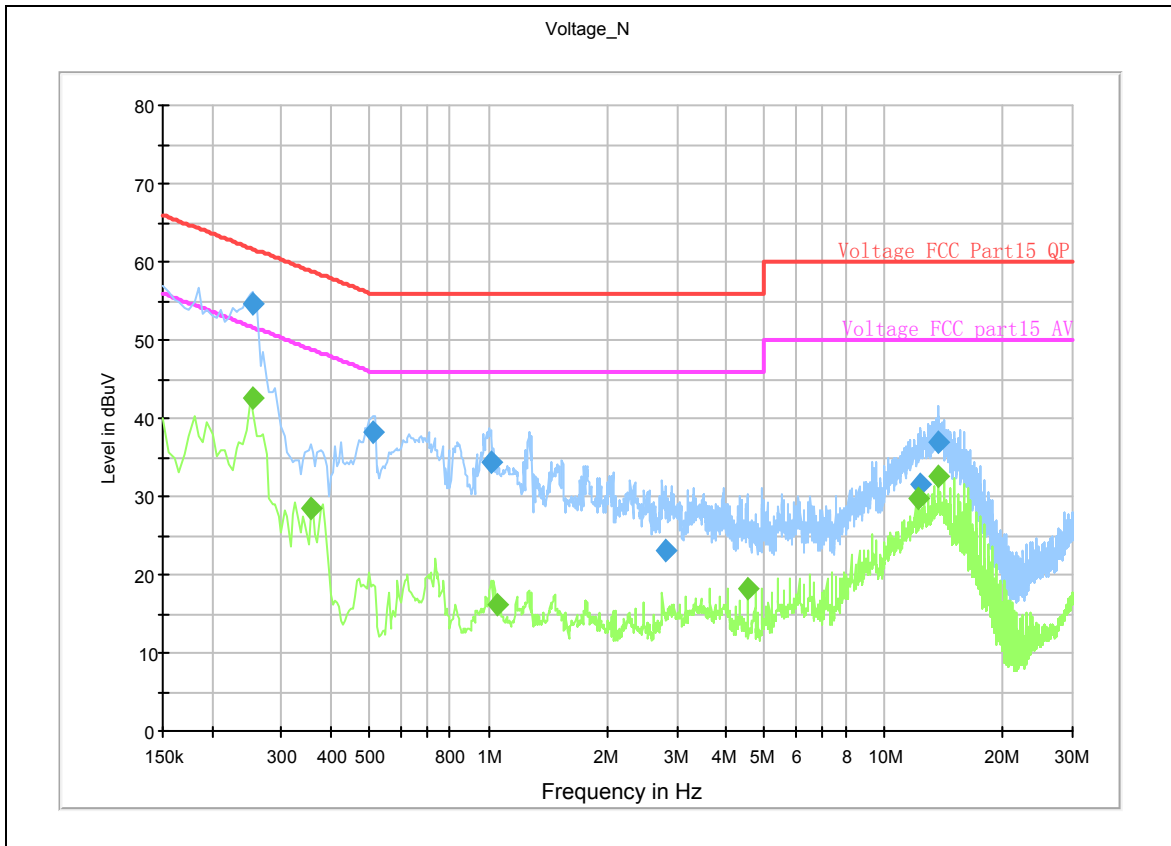
Conducted Emission from 150 KHz to 30 MHz

TA Technology (Shanghai) Co., Ltd. Test Report

Registration Num:428261

Report No.: RZC1101-0124EMC

Page 17 of 19



Note: Blue trace uses the peak detection Green trace uses the average detection
N line

Conducted Emission from 150 KHz to 30 MHz

Frequency (MHz)	Detector	Line	Reading Value(dBμV)	Level (dBμV)	Limit (dBμV)	Margin (dB)	Factor (dB)
0.25	Average	L	30.1	39.7	51.8	12.1	9.6
0.255	Average	N	33	42.6	51.6	9	9.6
12.2	Average	N	19.8	29.7	50	20.3	9.9
12.2	Average	L	18.8	28.7	50	21.3	9.9
13.775	Average	N	22.7	32.7	50	17.3	10
15.055	Average	L	23.9	33.9	50	16.1	10
0.255	Quasi-peak	N	45	54.6	61.6	7	9.6
0.285	Quasi-peak	L	38.3	47.9	60.7	12.8	9.6
0.5	Quasi-peak	L	29.1	38.8	56	17.2	9.7
0.51	Quasi-peak	N	28.4	38.1	56	17.9	9.7
13.775	Quasi-peak	N	26.8	36.8	60	23.2	10
14.17	Quasi-peak	L	27.1	37.1	60	22.9	10

- Remark:**
1. Emission level = Reading value + Correction factor
 2. Margin = Limit – Emission level
 3. Correction Factor = Insertion loss + Cable loss

TA Technology (Shanghai) Co., Ltd.
Test Report

Report No.: RZC1101-0124EMC

Registration Num:428261

Page 18 of 19

3. Main Test Instruments

No.	Name	Type	Manufacturer	Serial Number	Calibration Date	Valid Period
01	Signal Analyzer	FSV	R&S	100815	2010-06-28	One year
02	Signal generator	SMR27	R&S	100365	2010-07-01	One year
03	Spectrum Analyzer	E4445A	Agilent	MY46181146	2010-06-07	One year
04	EMI Test Receiver	ESCI	R&S	100948	2010-07-01	One year
05	Trilog Antenna	VULB 9163	SCHWARZBECK	9163-201	2010-06-29	Two years
06	Horn Antenna	HF907	R&S	100126	2009-07-02	Two years
07	AC Power Source	AFC-11005G	APC	F309040118	2009-08-03	Three years
08	Power Splitter	11667A	Agilent	52960	NA	NA
09	EMI test software	ES-K1	R&S	NA	NA	NA

*******END OF REPORT BODY*******

TA Technology (Shanghai) Co., Ltd.
Test Report

Report No.: RZC1101-0124EMC

Registration Num:428261
Page 19 of 19

ANNEX A: The EUT Appearance and Test Setup