

#01 GSM850_Left Cheek_Ch251

DUT: 132121-02

Communication System: Generic GSM; Frequency: 848.8 MHz; Duty Cycle: 1:8.3

Medium: HSL_835_110524 Medium parameters used: $f = 849$ MHz; $\sigma = 0.92$ mho/m; $\epsilon_r = 41.6$; $\rho = 1000$ kg/m³

Ambient Temperature : 23.5 °C ; Liquid Temperature : 21.3 °C

DASY5 Configuration:

- Probe: ET3DV6 - SN1788; ConvF(6.23, 6.23, 6.23); Calibrated: 2010-9-21
- Sensor-Surface: 4mm (Mechanical Surface Detection)
- Electronics: DAE4 Sn1210; Calibrated: 2010-11-18
- Phantom: SAM3; Type: SAM; Serial: TP-1477
- Measurement SW: DASY5, V5.2 Build 157; SEMCAD X Version 14.0 Build 57

Ch251/Area Scan (51x81x1): Measurement grid: dx=15mm, dy=15mm

Maximum value of SAR (interpolated) = 0.790 mW/g

Ch251/Zoom Scan (5x5x7)/Cube 0: Measurement grid: dx=8mm, dy=8mm, dz=5mm

Reference Value = 10.3 V/m; Power Drift = 0.058 dB

Peak SAR (extrapolated) = 0.992 W/kg

SAR(1 g) = 0.742 mW/g; SAR(10 g) = 0.546 mW/g

Maximum value of SAR (measured) = 0.782 mW/g


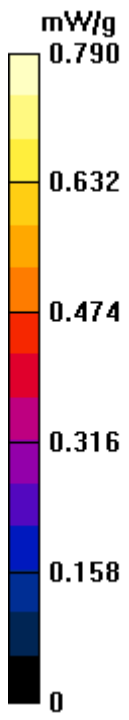
Ch251/Zoom Scan (5x5x7)/Cube 1: Measurement grid: dx=8mm, dy=8mm, dz=5mm

Reference Value = 10.3 V/m; Power Drift = 0.058 dB

Peak SAR (extrapolated) = 0.969 W/kg

SAR(1 g) = 0.699 mW/g; SAR(10 g) = 0.514 mW/g

Maximum value of SAR (measured) = 0.790 mW/g



#01 GSM850_Left Cheek_Ch251_2D

DUT: 132121-02

Communication System: Generic GSM; Frequency: 848.8 MHz; Duty Cycle: 1:8.3

Medium: HSL_835_110524 Medium parameters used: $f = 849$ MHz; $\sigma = 0.92$ mho/m; $\epsilon_r = 41.6$; $\rho = 1000$ kg/m³

Ambient Temperature : 23.5 °C ; Liquid Temperature : 21.3 °C

DASY5 Configuration:

- Probe: ET3DV6 - SN1788; ConvF(6.23, 6.23, 6.23); Calibrated: 2010-9-21
- Sensor-Surface: 4mm (Mechanical Surface Detection)
- Electronics: DAE4 Sn1210; Calibrated: 2010-11-18
- Phantom: SAM3; Type: SAM; Serial: TP-1477
- Measurement SW: DASY5, V5.2 Build 157; SEMCAD X Version 14.0 Build 57

Ch251/Area Scan (51x81x1): Measurement grid: dx=15mm, dy=15mm

Maximum value of SAR (interpolated) = 0.790 mW/g

Ch251/Zoom Scan (5x5x7)/Cube 0: Measurement grid: dx=8mm, dy=8mm, dz=5mm

Reference Value = 10.3 V/m; Power Drift = 0.058 dB

Peak SAR (extrapolated) = 0.992 W/kg

SAR(1 g) = 0.742 mW/g; SAR(10 g) = 0.546 mW/g

Maximum value of SAR (measured) = 0.782 mW/g

Ch251/Zoom Scan (5x5x7)/Cube 1: Measurement grid: dx=8mm, dy=8mm, dz=5mm

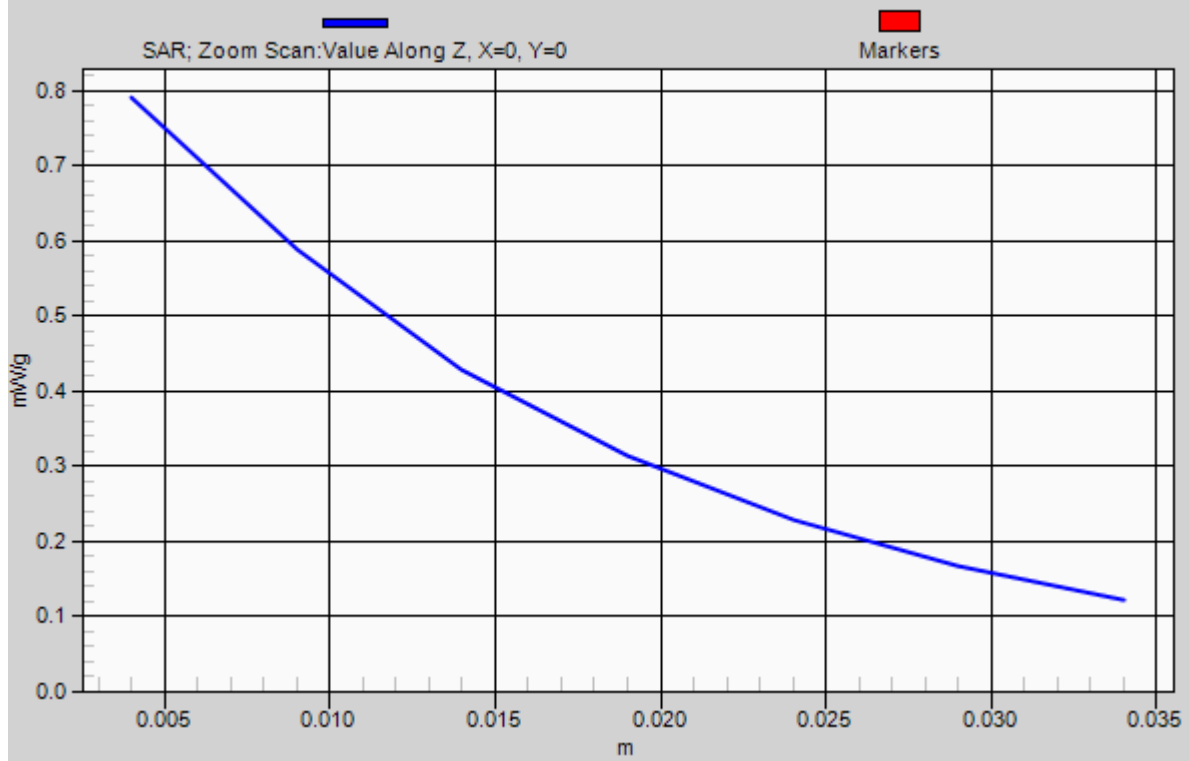
Reference Value = 10.3 V/m; Power Drift = 0.058 dB

Peak SAR (extrapolated) = 0.969 W/kg

SAR(1 g) = 0.699 mW/g; SAR(10 g) = 0.514 mW/g

Maximum value of SAR (measured) = 0.790 mW/g

1g/10g Averaged SAR



#02 GSM1900_Right Cheek_Ch661

DUT: 132121-02

Communication System: Generic GSM; Frequency: 1880 MHz; Duty Cycle: 1:8.3

Medium: HSL_1900_110524 Medium parameters used: $f = 1880$ MHz; $\sigma = 1.39$ mho/m; $\epsilon_r = 39.3$; $\rho = 1000$ kg/m³

Ambient Temperature : 23.2 °C; Liquid Temperature : 21.3 °C

DASY5 Configuration:

- Probe: ET3DV6 - SN1788; ConvF(5.03, 5.03, 5.03); Calibrated: 2010-9-21
- Sensor-Surface: 4mm (Mechanical Surface Detection)
- Electronics: DAE4 Sn1210; Calibrated: 2010-11-18
- Phantom: SAM1; Type: SAM; Serial: TP-1479
- Measurement SW: DASY5, V5.2 Build 157; SEMCAD X Version 14.0 Build 57

Ch661/Area Scan (51x81x1): Measurement grid: dx=15mm, dy=15mm

Maximum value of SAR (interpolated) = 0.638 mW/g

Ch661/Zoom Scan (5x5x7)/Cube 0: Measurement grid: dx=8mm, dy=8mm, dz=5mm

Reference Value = 10.8 V/m; Power Drift = 0.098 dB

Peak SAR (extrapolated) = 0.808 W/kg

SAR(1 g) = 0.550 mW/g; SAR(10 g) = 0.343 mW/g

Maximum value of SAR (measured) = 0.589 mW/g


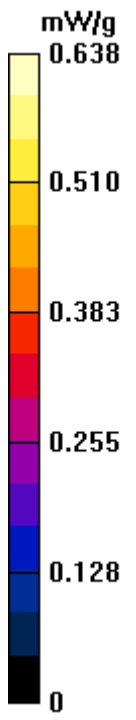
Ch661/Zoom Scan (5x5x7)/Cube 1: Measurement grid: dx=8mm, dy=8mm, dz=5mm

Reference Value = 10.8 V/m; Power Drift = 0.098 dB

Peak SAR (extrapolated) = 0.800 W/kg

SAR(1 g) = 0.511 mW/g; SAR(10 g) = 0.299 mW/g

Maximum value of SAR (measured) = 0.561 mW/g



#03 GSM1900_Right Tilted_Ch661

DUT: 132121-02

Communication System: Generic GSM; Frequency: 1880 MHz; Duty Cycle: 1:8.3

Medium: HSL_1900_110524 Medium parameters used: $f = 1880$ MHz; $\sigma = 1.39$ mho/m; $\epsilon_r = 39.3$; $\rho = 1000$ kg/m³

Ambient Temperature : 23.2 °C; Liquid Temperature : 21.3 °C

DASY5 Configuration:

- Probe: ET3DV6 - SN1788; ConvF(5.03, 5.03, 5.03); Calibrated: 2010-9-21
- Sensor-Surface: 4mm (Mechanical Surface Detection)
- Electronics: DAE4 Sn1210; Calibrated: 2010-11-18
- Phantom: SAM1; Type: SAM; Serial: TP-1479
- Measurement SW: DASY5, V5.2 Build 157; SEMCAD X Version 14.0 Build 57

Ch661/Area Scan (51x81x1): Measurement grid: dx=15mm, dy=15mm

Maximum value of SAR (interpolated) = 0.264 mW/g

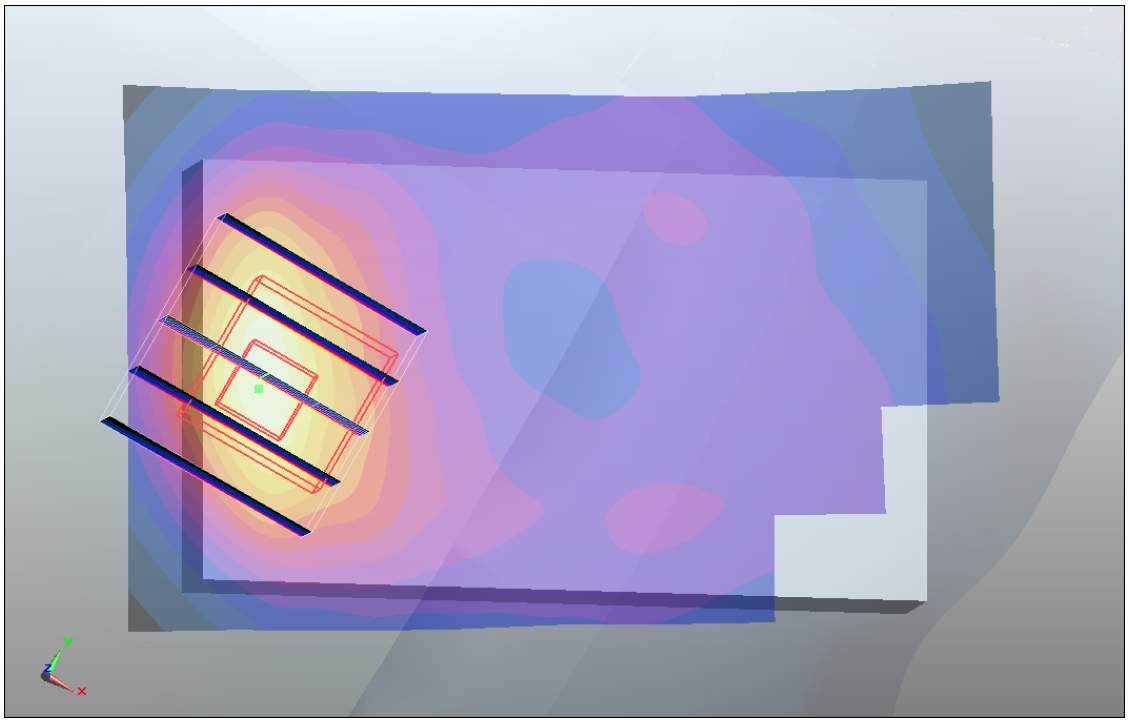
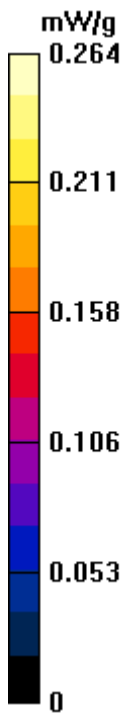
Ch661/Zoom Scan (5x5x7)/Cube 0: Measurement grid: dx=8mm, dy=8mm, dz=5mm

Reference Value = 14.5 V/m; Power Drift = -0.061 dB

Peak SAR (extrapolated) = 0.343 W/kg

SAR(1 g) = 0.234 mW/g; SAR(10 g) = 0.143 mW/g

Maximum value of SAR (measured) = 0.257 mW/g



#04 GSM1900_Left Cheek_Ch661

DUT: 132121-02

Communication System: Generic GSM; Frequency: 1880 MHz; Duty Cycle: 1:8.3

Medium: HSL_1900_110524 Medium parameters used: $f = 1880$ MHz; $\sigma = 1.39$ mho/m; $\epsilon_r = 39.3$; $\rho = 1000$ kg/m³

Ambient Temperature : 23.2 °C ; Liquid Temperature : 21.3 °C

DASY5 Configuration:

- Probe: ET3DV6 - SN1788; ConvF(5.03, 5.03, 5.03); Calibrated: 2010-9-21
- Sensor-Surface: 4mm (Mechanical Surface Detection)
- Electronics: DAE4 Sn1210; Calibrated: 2010-11-18
- Phantom: SAM1; Type: SAM; Serial: TP-1479
- Measurement SW: DASY5, V5.2 Build 157; SEMCAD X Version 14.0 Build 57

Ch661/Area Scan (51x81x1): Measurement grid: dx=15mm, dy=15mm

Maximum value of SAR (interpolated) = 0.764 mW/g


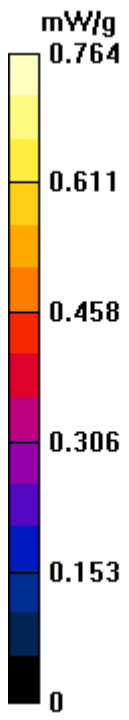
Ch661/Zoom Scan (5x5x7)/Cube 0: Measurement grid: dx=8mm, dy=8mm, dz=5mm

Reference Value = 9.71 V/m; Power Drift = 0.031 dB

Peak SAR (extrapolated) = 1.13 W/kg

SAR(1 g) = 0.728 mW/g; SAR(10 g) = 0.426 mW/g

Maximum value of SAR (measured) = 0.793 mW/g



#04 GSM1900_Left Cheek_Ch661_2D

DUT: 132121-02

Communication System: Generic GSM; Frequency: 1880 MHz; Duty Cycle: 1:8.3

Medium: HSL_1900_110524 Medium parameters used: $f = 1880$ MHz; $\sigma = 1.39$ mho/m; $\epsilon_r = 39.3$; $\rho = 1000$ kg/m³

Ambient Temperature : 23.2 °C ; Liquid Temperature : 21.3 °C

DASY5 Configuration:

- Probe: ET3DV6 - SN1788; ConvF(5.03, 5.03, 5.03); Calibrated: 2010-9-21
- Sensor-Surface: 4mm (Mechanical Surface Detection)
- Electronics: DAE4 Sn1210; Calibrated: 2010-11-18
- Phantom: SAM1; Type: SAM; Serial: TP-1479
- Measurement SW: DASY5, V5.2 Build 157; SEMCAD X Version 14.0 Build 57

Ch661/Area Scan (51x81x1): Measurement grid: dx=15mm, dy=15mm

Maximum value of SAR (interpolated) = 0.764 mW/g

Ch661/Zoom Scan (5x5x7)/Cube 0: Measurement grid: dx=8mm, dy=8mm, dz=5mm

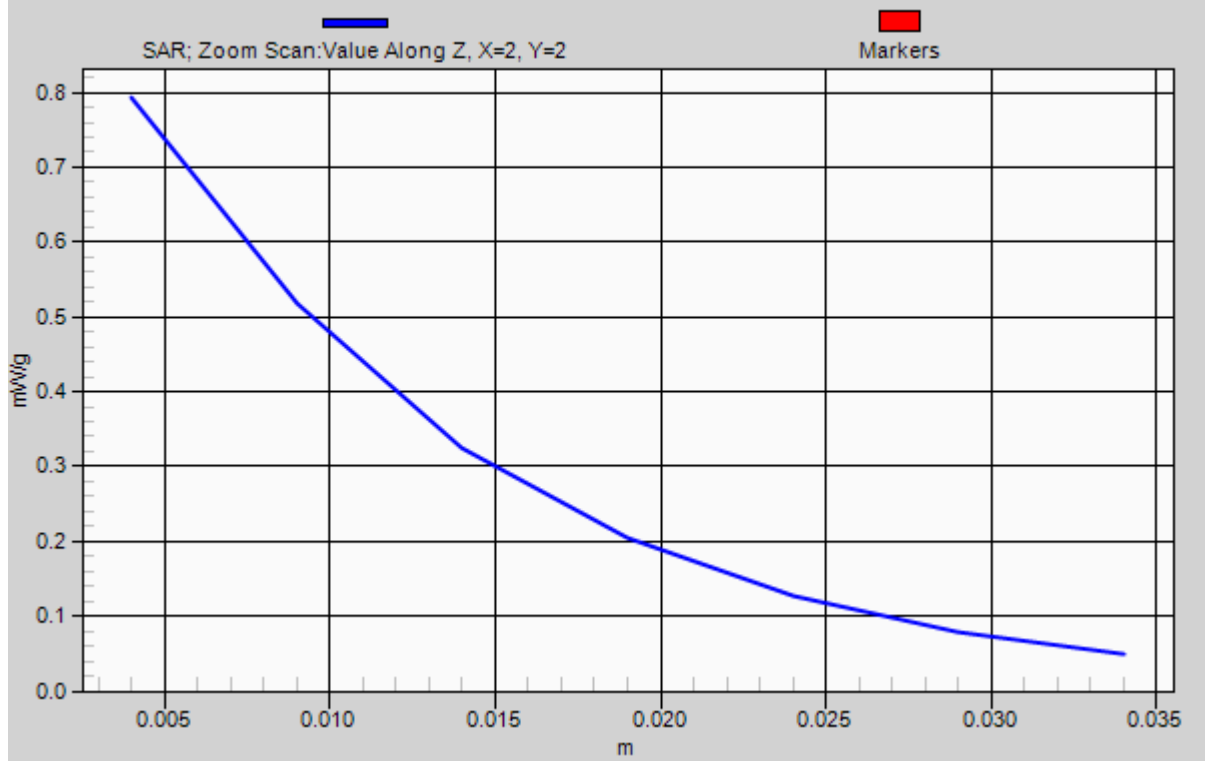
Reference Value = 9.71 V/m; Power Drift = 0.031 dB

Peak SAR (extrapolated) = 1.13 W/kg

SAR(1 g) = 0.728 mW/g; SAR(10 g) = 0.426 mW/g

Maximum value of SAR (measured) = 0.793 mW/g

1g/10g Averaged SAR



#19 GSM1900_Left Tilted_Ch661

DUT: 132121-02

Communication System: Generic GSM; Frequency: 1880 MHz; Duty Cycle: 1:8.3

Medium: HSL_1900_110524 Medium parameters used: $f = 1880$ MHz; $\sigma = 1.39$ mho/m; $\epsilon_r = 39.3$; $\rho = 1000$ kg/m³

Ambient Temperature : 23.2 °C; Liquid Temperature : 21.3 °C

DASY5 Configuration:

- Probe: ET3DV6 - SN1788; ConvF(5.03, 5.03, 5.03); Calibrated: 2010-9-21
- Sensor-Surface: 4mm (Mechanical Surface Detection)
- Electronics: DAE4 Sn1210; Calibrated: 2010-11-18
- Phantom: SAM1; Type: SAM; Serial: TP-1479
- Measurement SW: DASY5, V5.2 Build 157; SEMCAD X Version 14.0 Build 57

Ch661/Area Scan (51x81x1): Measurement grid: dx=15mm, dy=15mm

Maximum value of SAR (interpolated) = 0.209 mW/g


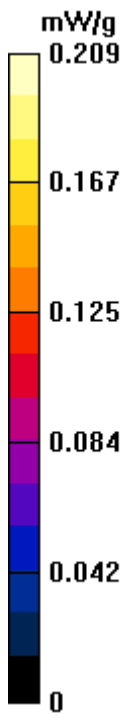
Ch661/Zoom Scan (5x5x7)/Cube 0: Measurement grid: dx=8mm, dy=8mm, dz=5mm

Reference Value = 12.8 V/m; Power Drift = 0.023 dB

Peak SAR (extrapolated) = 0.272 W/kg

SAR(1 g) = 0.187 mW/g; SAR(10 g) = 0.117 mW/g

Maximum value of SAR (measured) = 0.206 mW/g



#05 WCDMA V_RMC 12.2K_Left Cheek_Ch4233

DUT: 132121-02

Communication System: UMTS; Frequency: 846.6 MHz; Duty Cycle: 1:1

Medium: HSL_835_110524 Medium parameters used: $f = 847$ MHz; $\sigma = 0.918$ mho/m; $\epsilon_r = 41.7$; $\rho = 1000$ kg/m³

Ambient Temperature : 23.5 °C ; Liquid Temperature : 21.3 °C

DASY5 Configuration:

- Probe: ET3DV6 - SN1788; ConvF(6.23, 6.23, 6.23); Calibrated: 2010-9-21
- Sensor-Surface: 4mm (Mechanical Surface Detection)
- Electronics: DAE4 Sn1210; Calibrated: 2010-11-18
- Phantom: SAM3; Type: SAM; Serial: TP-1477
- Measurement SW: DASY5, V5.2 Build 157; SEMCAD X Version 14.0 Build 57

Ch4233/Area Scan (51x81x1): Measurement grid: dx=15mm, dy=15mm

Maximum value of SAR (interpolated) = 0.876 mW/g

Ch4233/Zoom Scan (5x5x7)/Cube 0: Measurement grid: dx=8mm, dy=8mm, dz=5mm

Reference Value = 10.9 V/m; Power Drift = -0.053 dB

Peak SAR (extrapolated) = 1.11 W/kg

SAR(1 g) = 0.827 mW/g; SAR(10 g) = 0.609 mW/g

Maximum value of SAR (measured) = 0.867 mW/g


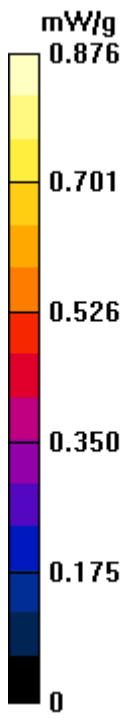
Ch4233/Zoom Scan (5x5x7)/Cube 1: Measurement grid: dx=8mm, dy=8mm, dz=5mm

Reference Value = 10.9 V/m; Power Drift = -0.053 dB

Peak SAR (extrapolated) = 1.06 W/kg

SAR(1 g) = 0.772 mW/g; SAR(10 g) = 0.573 mW/g

Maximum value of SAR (measured) = 0.880 mW/g



#05 WCDMA V_RMC 12.2K_Left Cheek_Ch4233_2D

DUT: 132121-02

Communication System: UMTS; Frequency: 846.6 MHz; Duty Cycle: 1:1

Medium: HSL_835_110524 Medium parameters used: $f = 847$ MHz; $\sigma = 0.918$ mho/m; $\epsilon_r = 41.7$; $\rho = 1000$ kg/m³

Ambient Temperature : 23.5 °C ; Liquid Temperature : 21.3 °C

DASY5 Configuration:

- Probe: ET3DV6 - SN1788; ConvF(6.23, 6.23, 6.23); Calibrated: 2010-9-21
- Sensor-Surface: 4mm (Mechanical Surface Detection)
- Electronics: DAE4 Sn1210; Calibrated: 2010-11-18
- Phantom: SAM3; Type: SAM; Serial: TP-1477
- Measurement SW: DASY5, V5.2 Build 157; SEMCAD X Version 14.0 Build 57

Ch4233/Area Scan (51x81x1): Measurement grid: dx=15mm, dy=15mm

Maximum value of SAR (interpolated) = 0.876 mW/g

Ch4233/Zoom Scan (5x5x7)/Cube 0: Measurement grid: dx=8mm, dy=8mm, dz=5mm

Reference Value = 10.9 V/m; Power Drift = -0.053 dB

Peak SAR (extrapolated) = 1.11 W/kg

SAR(1 g) = 0.827 mW/g; SAR(10 g) = 0.609 mW/g

Maximum value of SAR (measured) = 0.867 mW/g

Ch4233/Zoom Scan (5x5x7)/Cube 1: Measurement grid: dx=8mm, dy=8mm, dz=5mm

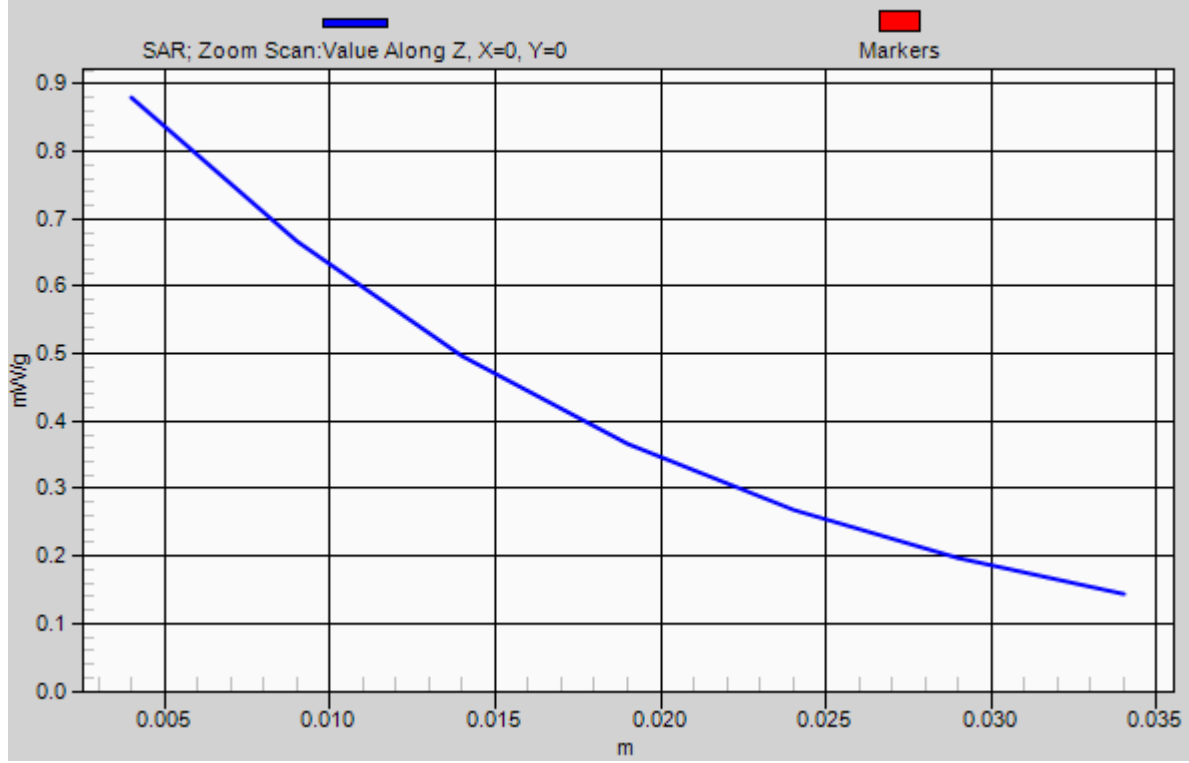
Reference Value = 10.9 V/m; Power Drift = -0.053 dB

Peak SAR (extrapolated) = 1.06 W/kg

SAR(1 g) = 0.772 mW/g; SAR(10 g) = 0.573 mW/g

Maximum value of SAR (measured) = 0.880 mW/g

1g/10g Averaged SAR



#06 WCDMA II_RMC 12.2K_Right Cheek_Ch9262

DUT: 132121-02

Communication System: UMTS; Frequency: 1852.4 MHz; Duty Cycle: 1:1

Medium: HSL_1900_110524 Medium parameters used: $f = 1852.4$ MHz; $\sigma = 1.35$ mho/m; $\epsilon_r = 39.4$;

$\rho = 1000$ kg/m³

Ambient Temperature : 23.2 °C ; Liquid Temperature : 21.3 °C

DASY5 Configuration:

- Probe: ET3DV6 - SN1788; ConvF(5.03, 5.03, 5.03); Calibrated: 2010-9-21
- Sensor-Surface: 4mm (Mechanical Surface Detection)
- Electronics: DAE4 Sn1210; Calibrated: 2010-11-18
- Phantom: SAM1; Type: SAM; Serial: TP-1479
- Measurement SW: DASY5, V5.2 Build 157; SEMCAD X Version 14.0 Build 57

Ch9262/Area Scan (51x81x1): Measurement grid: dx=15mm, dy=15mm

Maximum value of SAR (interpolated) = 0.993 mW/g

Ch9262/Zoom Scan (5x5x7)/Cube 0: Measurement grid: dx=8mm, dy=8mm, dz=5mm

Reference Value = 13.6 V/m; Power Drift = -0.093 dB

Peak SAR (extrapolated) = 1.45 W/kg

SAR(1 g) = 0.948 mW/g; SAR(10 g) = 0.559 mW/g

Maximum value of SAR (measured) = 1.03 mW/g


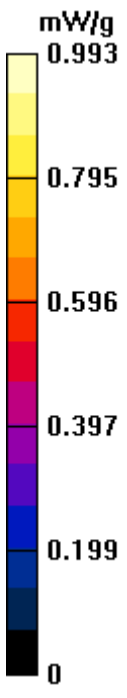
Ch9262/Zoom Scan (5x5x7)/Cube 1: Measurement grid: dx=8mm, dy=8mm, dz=5mm

Reference Value = 13.6 V/m; Power Drift = -0.093 dB

Peak SAR (extrapolated) = 1.29 W/kg

SAR(1 g) = 0.854 mW/g; SAR(10 g) = 0.521 mW/g

Maximum value of SAR (measured) = 0.898 mW/g



#07 WCDMA II_RMC 12.2K_Right Tilted_Ch9262

DUT: 132121-02

Communication System: UMTS; Frequency: 1852.4 MHz; Duty Cycle: 1:1

Medium: HSL_1900_110524 Medium parameters used: $f = 1852.4$ MHz; $\sigma = 1.35$ mho/m; $\epsilon_r = 39.4$;

$\rho = 1000$ kg/m³

Ambient Temperature : 23.2 °C; Liquid Temperature : 21.3 °C

DASY5 Configuration:

- Probe: ET3DV6 - SN1788; ConvF(5.03, 5.03, 5.03); Calibrated: 2010-9-21
- Sensor-Surface: 4mm (Mechanical Surface Detection)
- Electronics: DAE4 Sn1210; Calibrated: 2010-11-18
- Phantom: SAM1; Type: SAM; Serial: TP-1479
- Measurement SW: DASY5, V5.2 Build 157; SEMCAD X Version 14.0 Build 57

Ch9262/Area Scan (51x81x1): Measurement grid: dx=15mm, dy=15mm

Maximum value of SAR (interpolated) = 0.453 mW/g

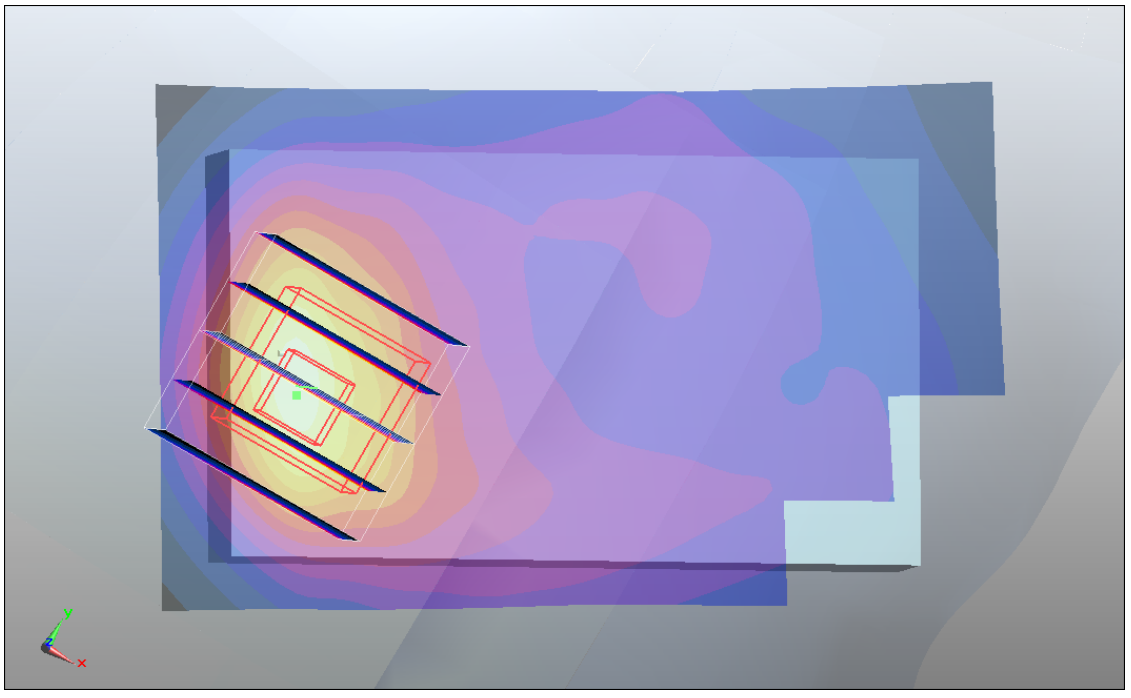
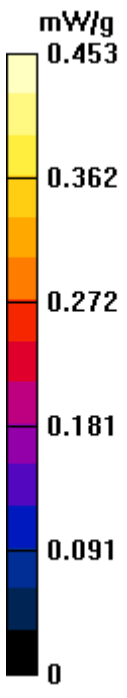
Ch9262/Zoom Scan (5x5x7)/Cube 0: Measurement grid: dx=8mm, dy=8mm, dz=5mm

Reference Value = 18.7 V/m; Power Drift = -0.042 dB

Peak SAR (extrapolated) = 0.575 W/kg

SAR(1 g) = 0.401 mW/g; SAR(10 g) = 0.248 mW/g

Maximum value of SAR (measured) = 0.441 mW/g



#08 WCDMA II_RMC 12.2K_Left Cheek_Ch9262

DUT: 132121-02

Communication System: UMTS; Frequency: 1852.4 MHz; Duty Cycle: 1:1

Medium: HSL_1900_110524 Medium parameters used: $f = 1852.4$ MHz; $\sigma = 1.35$ mho/m; $\epsilon_r = 39.4$;

$\rho = 1000$ kg/m³

Ambient Temperature : 23.2 °C ; Liquid Temperature : 21.3 °C

DASY5 Configuration:

- Probe: ET3DV6 - SN1788; ConvF(5.03, 5.03, 5.03); Calibrated: 2010-9-21
- Sensor-Surface: 4mm (Mechanical Surface Detection)
- Electronics: DAE4 Sn1210; Calibrated: 2010-11-18
- Phantom: SAM1; Type: SAM; Serial: TP-1479
- Measurement SW: DASY5, V5.2 Build 157; SEMCAD X Version 14.0 Build 57

Ch9262/Area Scan (51x81x1): Measurement grid: dx=15mm, dy=15mm

Maximum value of SAR (interpolated) = 1.35 mW/g


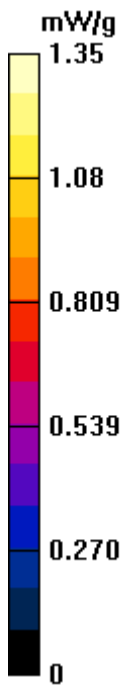
Ch9262/Zoom Scan (5x5x7)/Cube 0: Measurement grid: dx=8mm, dy=8mm, dz=5mm

Reference Value = 12.7 V/m; Power Drift = 0.030 dB

Peak SAR (extrapolated) = 2.07 W/kg

SAR(1 g) = 1.34 mW/g; SAR(10 g) = 0.770 mW/g

Maximum value of SAR (measured) = 1.47 mW/g



#08 WCDMA II_RMC 12.2K_Left Cheek_Ch9262_2D

DUT: 132121-02

Communication System: UMTS; Frequency: 1852.4 MHz; Duty Cycle: 1:1

Medium: HSL_1900_110524 Medium parameters used: $f = 1852.4$ MHz; $\sigma = 1.35$ mho/m; $\epsilon_r = 39.4$;

$\rho = 1000$ kg/m³

Ambient Temperature : 23.2 °C ; Liquid Temperature : 21.3 °C

DASY5 Configuration:

- Probe: ET3DV6 - SN1788; ConvF(5.03, 5.03, 5.03); Calibrated: 2010-9-21
- Sensor-Surface: 4mm (Mechanical Surface Detection)
- Electronics: DAE4 Sn1210; Calibrated: 2010-11-18
- Phantom: SAM1; Type: SAM; Serial: TP-1479
- Measurement SW: DASY5, V5.2 Build 157; SEMCAD X Version 14.0 Build 57

Ch9262/Area Scan (51x81x1): Measurement grid: dx=15mm, dy=15mm

Maximum value of SAR (interpolated) = 1.35 mW/g

Ch9262/Zoom Scan (5x5x7)/Cube 0: Measurement grid: dx=8mm, dy=8mm, dz=5mm

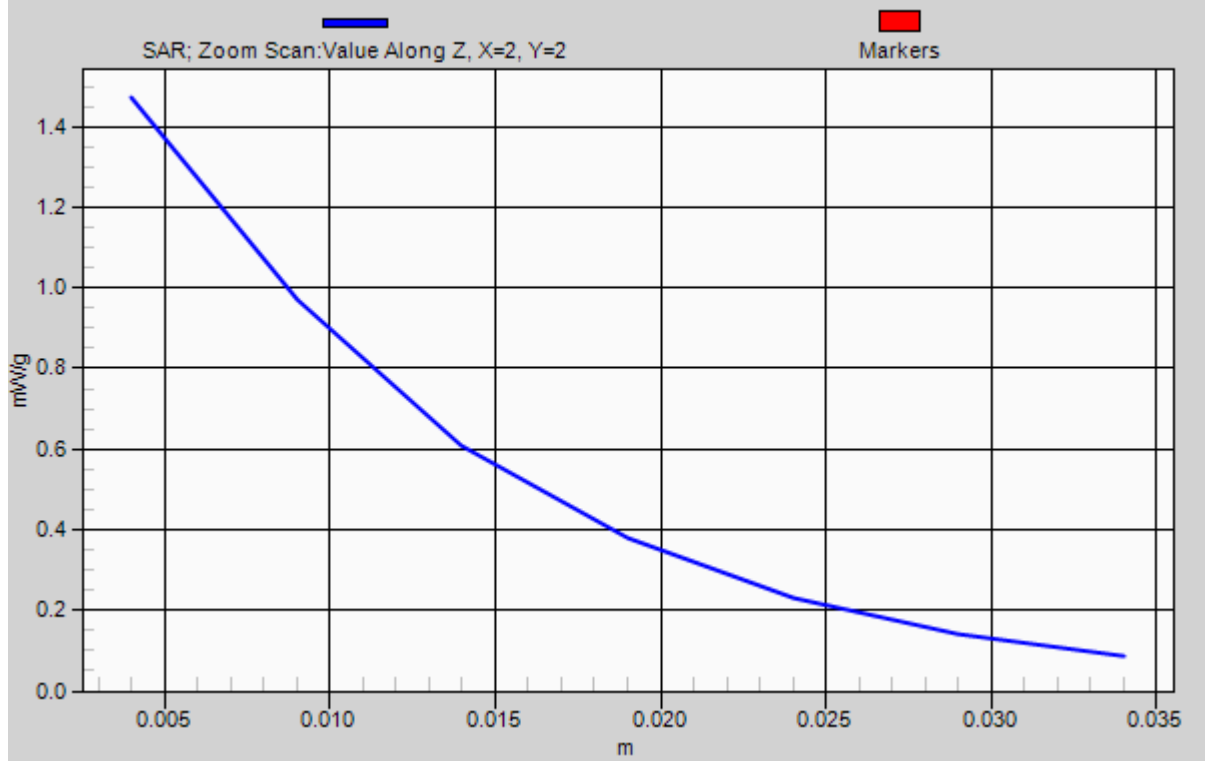
Reference Value = 12.7 V/m; Power Drift = 0.030 dB

Peak SAR (extrapolated) = 2.07 W/kg

SAR(1 g) = 1.34 mW/g; SAR(10 g) = 0.770 mW/g

Maximum value of SAR (measured) = 1.47 mW/g

1g/10g Averaged SAR



#09 WCDMA II_RMC 12.2K_Left Tilted_Ch9262

DUT: 132121-02

Communication System: UMTS; Frequency: 1852.4 MHz; Duty Cycle: 1:1

Medium: HSL_1900_110524 Medium parameters used: $f = 1852.4$ MHz; $\sigma = 1.35$ mho/m; $\epsilon_r = 39.4$;

$\rho = 1000$ kg/m³

Ambient Temperature : 23.2 °C ; Liquid Temperature : 21.3 °C

DASY5 Configuration:

- Probe: ET3DV6 - SN1788; ConvF(5.03, 5.03, 5.03); Calibrated: 2010-9-21
- Sensor-Surface: 4mm (Mechanical Surface Detection)
- Electronics: DAE4 Sn1210; Calibrated: 2010-11-18
- Phantom: SAM1; Type: SAM; Serial: TP-1479
- Measurement SW: DASY5, V5.2 Build 157; SEMCAD X Version 14.0 Build 57

Ch9262/Area Scan (51x81x1): Measurement grid: dx=15mm, dy=15mm

Maximum value of SAR (interpolated) = 0.375 mW/g


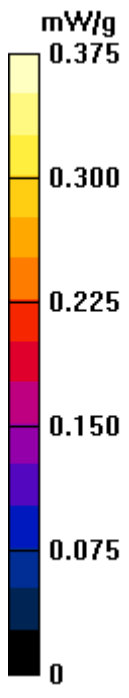
Ch9262/Zoom Scan (5x5x7)/Cube 0: Measurement grid: dx=8mm, dy=8mm, dz=5mm

Reference Value = 17.6 V/m; Power Drift = -0.035 dB

Peak SAR (extrapolated) = 0.497 W/kg

SAR(1 g) = 0.349 mW/g; SAR(10 g) = 0.221 mW/g

Maximum value of SAR (measured) = 0.373 mW/g



#10 WCDMA II_RMC 12.2K_Right Cheek_Ch9400

DUT: 132121-02

Communication System: UMTS; Frequency: 1880 MHz; Duty Cycle: 1:1

Medium: HSL_1900_110524 Medium parameters used: $f = 1880$ MHz; $\sigma = 1.39$ mho/m; $\epsilon_r = 39.3$; $\rho = 1000$ kg/m³

Ambient Temperature : 23.2 °C ; Liquid Temperature : 21.3 °C

DASY5 Configuration:

- Probe: ET3DV6 - SN1788; ConvF(5.03, 5.03, 5.03); Calibrated: 2010-9-21
- Sensor-Surface: 4mm (Mechanical Surface Detection)
- Electronics: DAE4 Sn1210; Calibrated: 2010-11-18
- Phantom: SAM1; Type: SAM; Serial: TP-1479
- Measurement SW: DASY5, V5.2 Build 157; SEMCAD X Version 14.0 Build 57

Ch9400/Area Scan (51x81x1): Measurement grid: dx=15mm, dy=15mm

Maximum value of SAR (interpolated) = 0.926 mW/g

Ch9400/Zoom Scan (5x5x7)/Cube 0: Measurement grid: dx=8mm, dy=8mm, dz=5mm

Reference Value = 13.6 V/m; Power Drift = -0.057 dB

Peak SAR (extrapolated) = 1.24 W/kg

SAR(1 g) = 0.830 mW/g; SAR(10 g) = 0.508 mW/g

Maximum value of SAR (measured) = 0.891 mW/g


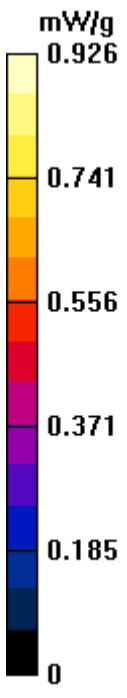
Ch9400/Zoom Scan (5x5x7)/Cube 1: Measurement grid: dx=8mm, dy=8mm, dz=5mm

Reference Value = 13.6 V/m; Power Drift = -0.057 dB

Peak SAR (extrapolated) = 1.24 W/kg

SAR(1 g) = 0.799 mW/g; SAR(10 g) = 0.467 mW/g

Maximum value of SAR (measured) = 0.892 mW/g



#11 WCDMA II_RMC 12.2K_Right Cheek_Ch9538

DUT: 132121-02

Communication System: UMTS; Frequency: 1907.6 MHz; Duty Cycle: 1:1

Medium: HSL_1900_110524 Medium parameters used: $f = 1908$ MHz; $\sigma = 1.42$ mho/m; $\epsilon_r = 39.3$; $\rho = 1000$ kg/m³

Ambient Temperature : 23.2 °C ; Liquid Temperature : 21.3 °C

DASY5 Configuration:

- Probe: ET3DV6 - SN1788; ConvF(5.03, 5.03, 5.03); Calibrated: 2010-9-21
- Sensor-Surface: 4mm (Mechanical Surface Detection)
- Electronics: DAE4 Sn1210; Calibrated: 2010-11-18
- Phantom: SAM1; Type: SAM; Serial: TP-1479
- Measurement SW: DASY5, V5.2 Build 157; SEMCAD X Version 14.0 Build 57

Ch9538/Area Scan (51x81x1): Measurement grid: dx=15mm, dy=15mm

Maximum value of SAR (interpolated) = 0.892 mW/g

Ch9538/Zoom Scan (5x5x7)/Cube 0: Measurement grid: dx=8mm, dy=8mm, dz=5mm

Reference Value = 13 V/m; Power Drift = -0.078 dB

Peak SAR (extrapolated) = 1.19 W/kg

SAR(1 g) = 0.801 mW/g; SAR(10 g) = 0.487 mW/g

Maximum value of SAR (measured) = 0.854 mW/g


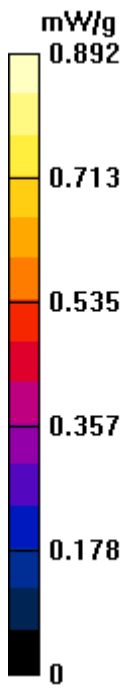
Ch9538/Zoom Scan (5x5x7)/Cube 1: Measurement grid: dx=8mm, dy=8mm, dz=5mm

Reference Value = 13 V/m; Power Drift = -0.078 dB

Peak SAR (extrapolated) = 0.968 W/kg

SAR(1 g) = 0.582 mW/g; SAR(10 g) = 0.353 mW/g

Maximum value of SAR (measured) = 0.700 mW/g



#12 WCDMA II_RMC 12.2K_Left Cheek_Ch9400

DUT: 132121-02

Communication System: UMTS; Frequency: 1880 MHz; Duty Cycle: 1:1

Medium: HSL_1900_110524 Medium parameters used: $f = 1880$ MHz; $\sigma = 1.39$ mho/m; $\epsilon_r = 39.3$; $\rho = 1000$ kg/m³

Ambient Temperature : 23.2 °C; Liquid Temperature : 21.3 °C

DASY5 Configuration:

- Probe: ET3DV6 - SN1788; ConvF(5.03, 5.03, 5.03); Calibrated: 2010-9-21
- Sensor-Surface: 4mm (Mechanical Surface Detection)
- Electronics: DAE4 Sn1210; Calibrated: 2010-11-18
- Phantom: SAM1; Type: SAM; Serial: TP-1479
- Measurement SW: DASY5, V5.2 Build 157; SEMCAD X Version 14.0 Build 57

Ch9400/Area Scan (51x81x1): Measurement grid: dx=15mm, dy=15mm

Maximum value of SAR (interpolated) = 1.39 mW/g


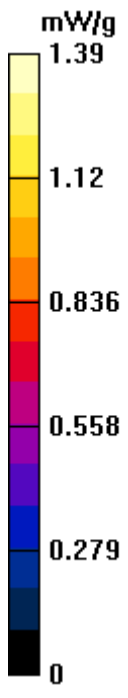
Ch9400/Zoom Scan (5x5x7)/Cube 0: Measurement grid: dx=8mm, dy=8mm, dz=5mm

Reference Value = 12.5 V/m; Power Drift = 0.00739 dB

Peak SAR (extrapolated) = 2.06 W/kg

SAR(1 g) = 1.34 mW/g; SAR(10 g) = 0.769 mW/g

Maximum value of SAR (measured) = 1.46 mW/g



#13 WCDMA II_RMC 12.2K_Left Cheek_Ch9538

DUT: 132121-02

Communication System: UMTS; Frequency: 1907.6 MHz; Duty Cycle: 1:1

Medium: HSL_1900_110524 Medium parameters used: $f = 1908$ MHz; $\sigma = 1.42$ mho/m; $\epsilon_r = 39.3$; $\rho = 1000$ kg/m³

Ambient Temperature : 23.2 °C ; Liquid Temperature : 21.3 °C

DASY5 Configuration:

- Probe: ET3DV6 - SN1788; ConvF(5.03, 5.03, 5.03); Calibrated: 2010-9-21
- Sensor-Surface: 4mm (Mechanical Surface Detection)
- Electronics: DAE4 Sn1210; Calibrated: 2010-11-18
- Phantom: SAM1; Type: SAM; Serial: TP-1479
- Measurement SW: DASY5, V5.2 Build 157; SEMCAD X Version 14.0 Build 57

Ch9538/Area Scan (51x81x1): Measurement grid: dx=15mm, dy=15mm

Maximum value of SAR (interpolated) = 1.25 mW/g


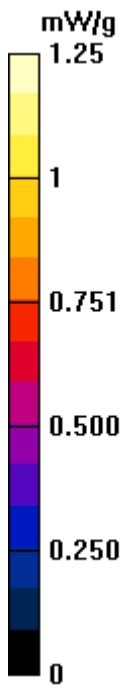
Ch9538/Zoom Scan (5x5x7)/Cube 0: Measurement grid: dx=8mm, dy=8mm, dz=5mm

Reference Value = 11.6 V/m; Power Drift = 0.128 dB

Peak SAR (extrapolated) = 1.76 W/kg

SAR(1 g) = 1.14 mW/g; SAR(10 g) = 0.667 mW/g

Maximum value of SAR (measured) = 1.24 mW/g



#14 GSM850_GPRS10_Bottom_1.5cm_Ch251

DUT: 132121-02

Communication System: GPRS/EDGE 10; Frequency: 848.8 MHz; Duty Cycle: 1:4

Medium: MSL_835_110524 Medium parameters used: $f = 849$ MHz; $\sigma = 0.989$ mho/m; $\epsilon_r = 54.3$; $\rho = 1000$ kg/m³

Ambient Temperature : 23.6 °C ; Liquid Temperature : 21.5 °C

DASY5 Configuration:

- Probe: ET3DV6 - SN1788; ConvF(5.99, 5.99, 5.99); Calibrated: 2010-9-21
- Sensor-Surface: 4mm (Mechanical Surface Detection)
- Electronics: DAE4 Sn1210; Calibrated: 2010-11-18
- Phantom: SAM1; Type: SAM; Serial: TP-1479
- Measurement SW: DASY5, V5.2 Build 157; SEMCAD X Version 14.0 Build 57

Ch251/Area Scan (51x81x1): Measurement grid: dx=15mm, dy=15mm

Maximum value of SAR (interpolated) = 0.442 mW/g

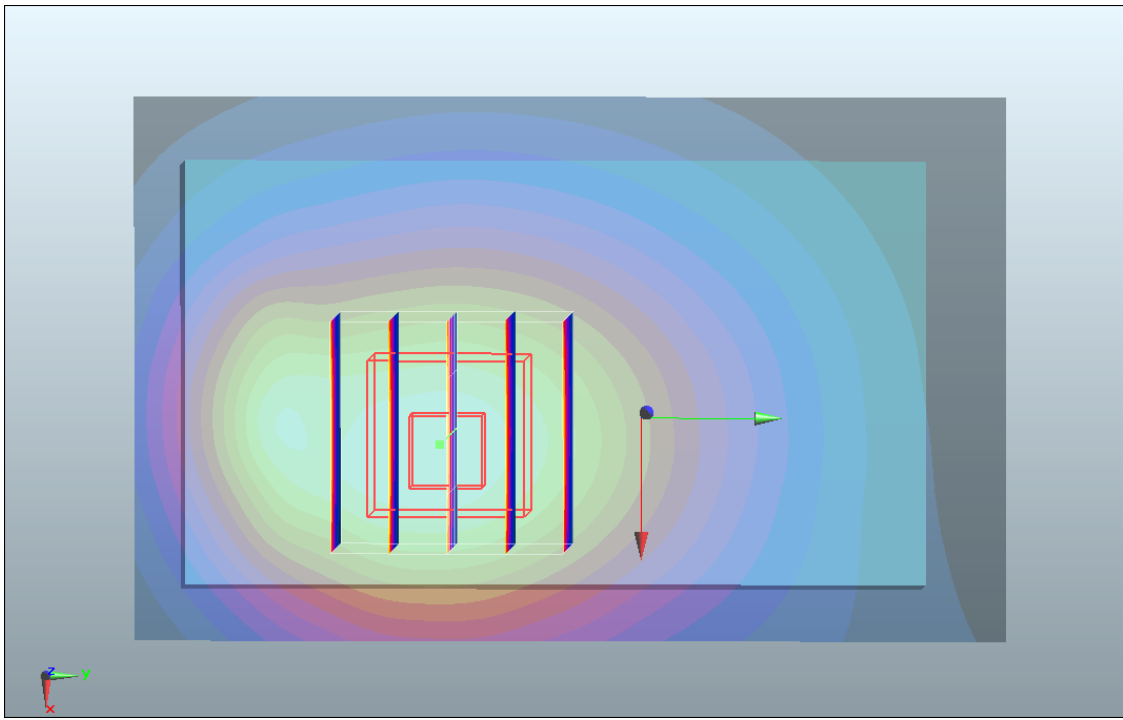
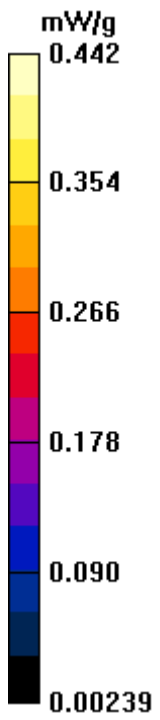
Ch251/Zoom Scan (5x5x7)/Cube 0: Measurement grid: dx=8mm, dy=8mm, dz=5mm

Reference Value = 18.9 V/m; Power Drift = -0.087 dB

Peak SAR (extrapolated) = 0.544 W/kg

SAR(1 g) = 0.412 mW/g; SAR(10 g) = 0.292 mW/g

Maximum value of SAR (measured) = 0.440 mW/g



#14 GSM850_GPRS10_Bottom_1.5cm_Ch251_2D

DUT: 132121-02

Communication System: GPRS/EDGE 10; Frequency: 848.8 MHz; Duty Cycle: 1:4

Medium: MSL_835_110524 Medium parameters used: $f = 849$ MHz; $\sigma = 0.989$ mho/m; $\epsilon_r = 54.3$; $\rho = 1000$ kg/m³

Ambient Temperature : 23.6 °C ; Liquid Temperature : 21.5 °C

DASY5 Configuration:

- Probe: ET3DV6 - SN1788; ConvF(5.99, 5.99, 5.99); Calibrated: 2010-9-21
- Sensor-Surface: 4mm (Mechanical Surface Detection)
- Electronics: DAE4 Sn1210; Calibrated: 2010-11-18
- Phantom: SAM1; Type: SAM; Serial: TP-1479
- Measurement SW: DASY5, V5.2 Build 157; SEMCAD X Version 14.0 Build 57

Ch251/Area Scan (51x81x1): Measurement grid: dx=15mm, dy=15mm

Maximum value of SAR (interpolated) = 0.442 mW/g

Ch251/Zoom Scan (5x5x7)/Cube 0: Measurement grid: dx=8mm, dy=8mm, dz=5mm

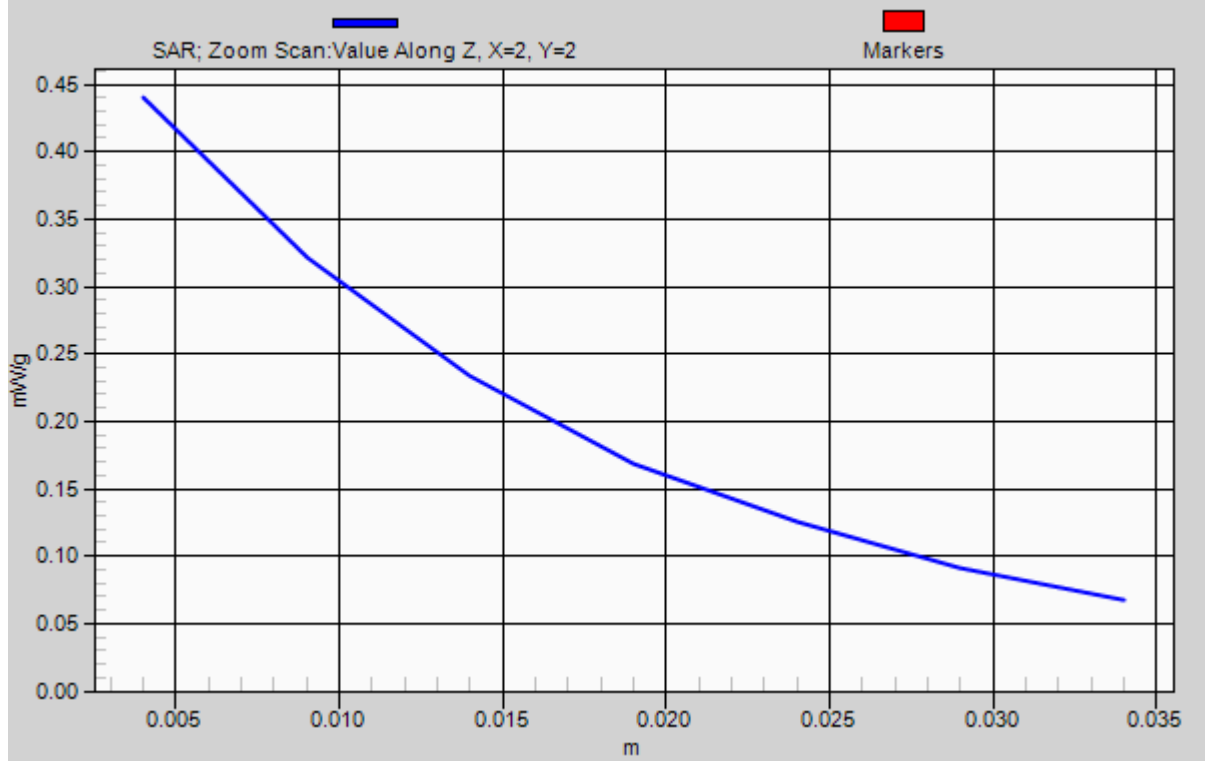
Reference Value = 18.9 V/m; Power Drift = -0.087 dB

Peak SAR (extrapolated) = 0.544 W/kg

SAR(1 g) = 0.412 mW/g; SAR(10 g) = 0.292 mW/g

Maximum value of SAR (measured) = 0.440 mW/g

1g/10g Averaged SAR



#20 GSM1900_GSM_Face_1.5cm_Ch661

DUT: 132121-02

Communication System: Generic GSM; Frequency: 1880 MHz; Duty Cycle: 1:8.3

Medium: MSL_1900_110524 Medium parameters used: $f = 1880$ MHz; $\sigma = 1.49$ mho/m; $\epsilon_r = 54$; $\rho = 1000$ kg/m³

Ambient Temperature : 23.2 °C ; Liquid Temperature : 21.4 °C

DASY5 Configuration:

- Probe: ET3DV6 - SN1788; ConvF(4.39, 4.39, 4.39); Calibrated: 2010-9-21
- Sensor-Surface: 4mm (Mechanical Surface Detection)
- Electronics: DAE4 Sn1210; Calibrated: 2010-11-18
- Phantom: SAM3; Type: SAM; Serial: TP-1477
- Measurement SW: DASY5, V5.2 Build 157; SEMCAD X Version 14.0 Build 57

Ch661/Area Scan (51x81x1): Measurement grid: dx=15mm, dy=15mm

Maximum value of SAR (interpolated) = 0.286 mW/g

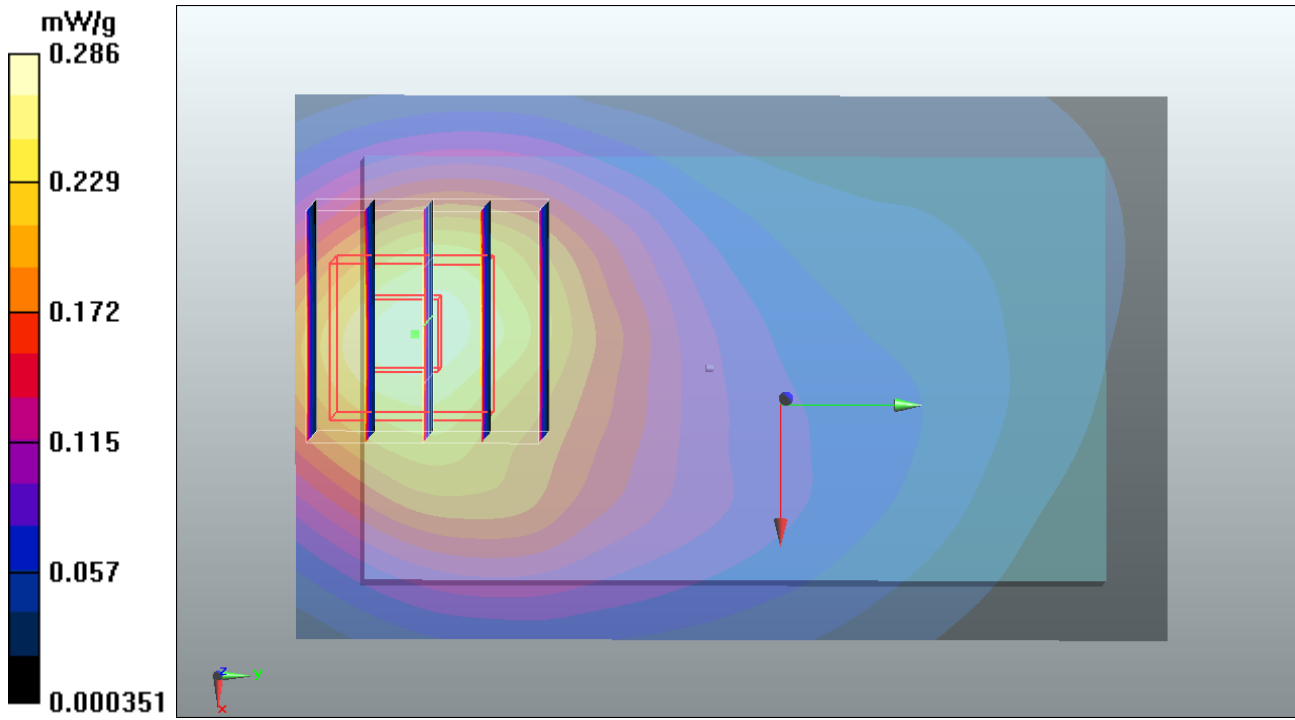
Ch661/Zoom Scan (5x5x7)/Cube 0: Measurement grid: dx=8mm, dy=8mm, dz=5mm

Reference Value = 9.04 V/m; Power Drift = -0.030 dB

Peak SAR (extrapolated) = 0.358 W/kg

SAR(1 g) = 0.258 mW/g; SAR(10 g) = 0.166 mW/g

Maximum value of SAR (measured) = 0.277 mW/g



#15 GSM1900_GSM_Bottom_1.5cm_Ch661

DUT: 132121-02

Communication System: Generic GSM; Frequency: 1880 MHz; Duty Cycle: 1:8.3

Medium: MSL_1900_110524 Medium parameters used: $f = 1880$ MHz; $\sigma = 1.49$ mho/m; $\epsilon_r = 54$; $\rho = 1000$ kg/m³

Ambient Temperature : 23.2 °C ; Liquid Temperature : 21.4 °C

DASY5 Configuration:

- Probe: ET3DV6 - SN1788; ConvF(4.39, 4.39, 4.39); Calibrated: 2010-9-21
- Sensor-Surface: 4mm (Mechanical Surface Detection)
- Electronics: DAE4 Sn1210; Calibrated: 2010-11-18
- Phantom: SAM3; Type: SAM; Serial: TP-1477
- Measurement SW: DASY5, V5.2 Build 157; SEMCAD X Version 14.0 Build 57

Ch661/Area Scan (51x81x1): Measurement grid: dx=15mm, dy=15mm

Maximum value of SAR (interpolated) = 0.299 mW/g

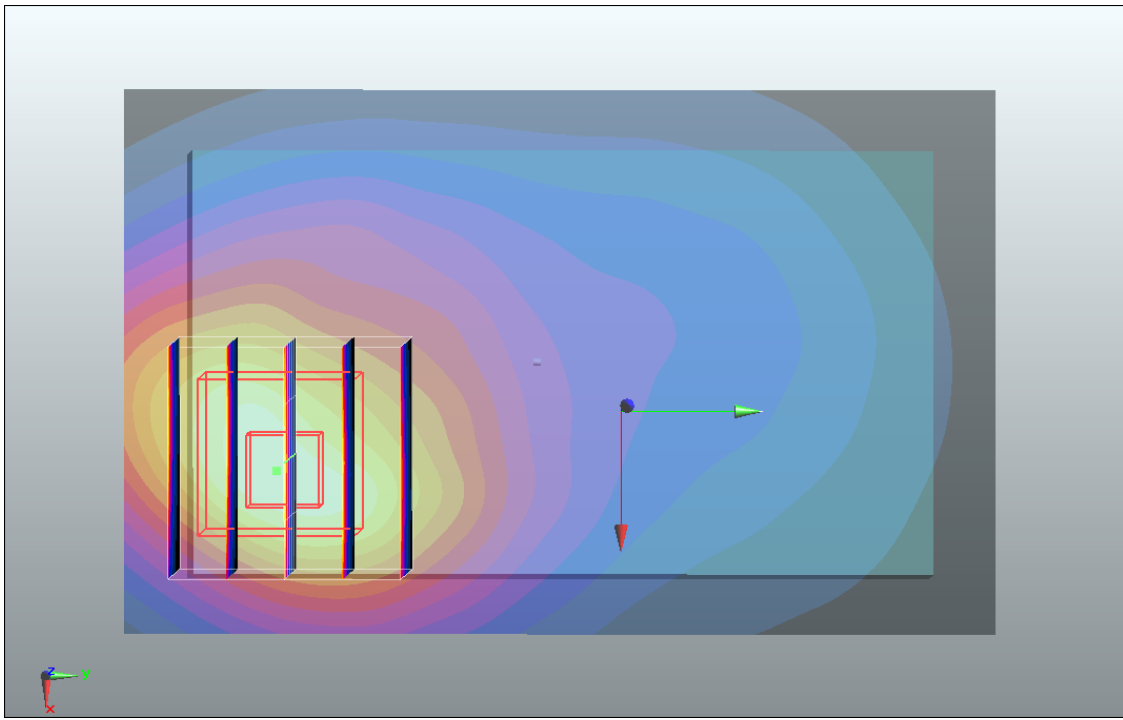
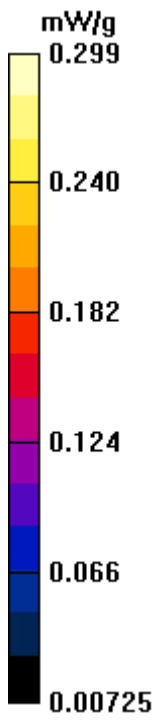
Ch661/Zoom Scan (5x5x7)/Cube 0: Measurement grid: dx=8mm, dy=8mm, dz=5mm

Reference Value = 9.42 V/m; Power Drift = 0.135 dB

Peak SAR (extrapolated) = 0.369 W/kg

SAR(1 g) = 0.273 mW/g; SAR(10 g) = 0.178 mW/g

Maximum value of SAR (measured) = 0.296 mW/g



#15 GSM1900_GSM_Bottom_1.5cm_Ch661_2D

DUT: 132121-02

Communication System: Generic GSM; Frequency: 1880 MHz; Duty Cycle: 1:8.3

Medium: MSL_1900_110524 Medium parameters used: $f = 1880$ MHz; $\sigma = 1.49$ mho/m; $\epsilon_r = 54$; $\rho = 1000$ kg/m³

Ambient Temperature : 23.2 °C ; Liquid Temperature : 21.4 °C

DASY5 Configuration:

- Probe: ET3DV6 - SN1788; ConvF(4.39, 4.39, 4.39); Calibrated: 2010-9-21
- Sensor-Surface: 4mm (Mechanical Surface Detection)
- Electronics: DAE4 Sn1210; Calibrated: 2010-11-18
- Phantom: SAM3; Type: SAM; Serial: TP-1477
- Measurement SW: DASY5, V5.2 Build 157; SEMCAD X Version 14.0 Build 57

Ch661/Area Scan (51x81x1): Measurement grid: dx=15mm, dy=15mm

Maximum value of SAR (interpolated) = 0.299 mW/g

Ch661/Zoom Scan (5x5x7)/Cube 0: Measurement grid: dx=8mm, dy=8mm, dz=5mm

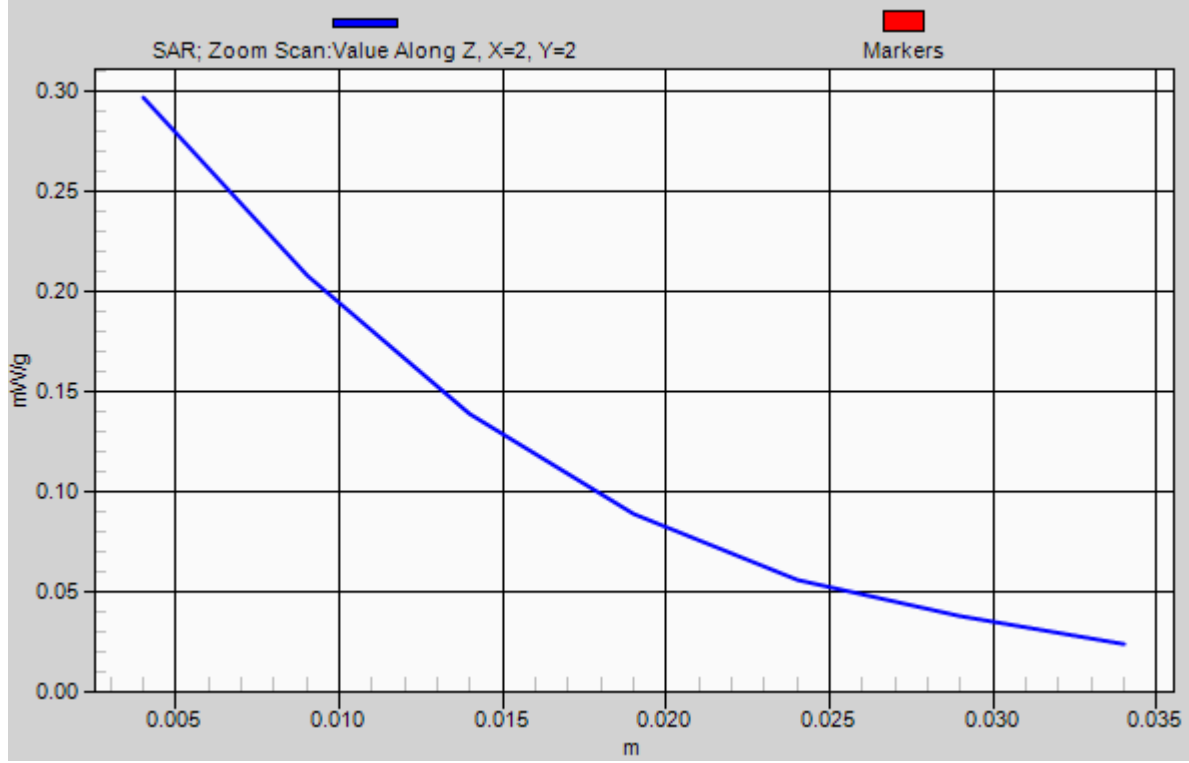
Reference Value = 9.42 V/m; Power Drift = 0.135 dB

Peak SAR (extrapolated) = 0.369 W/kg

SAR(1 g) = 0.273 mW/g; SAR(10 g) = 0.178 mW/g

Maximum value of SAR (measured) = 0.296 mW/g

1g/10g Averaged SAR



#16 WCDMA V_RMC 12.2K_Bottom_1.5cm_Ch4182

DUT: 132121-02

Communication System: UMTS; Frequency: 836.4 MHz; Duty Cycle: 1:1

Medium: MSL_835_110524 Medium parameters used: $f = 836.4$ MHz; $\sigma = 0.978$ mho/m; $\epsilon_r = 54.4$;

$\rho = 1000$ kg/m³

Ambient Temperature : 23.6 °C ; Liquid Temperature : 21.5 °C

DASY5 Configuration:

- Probe: ET3DV6 - SN1788; ConvF(5.99, 5.99, 5.99); Calibrated: 2010-9-21
- Sensor-Surface: 4mm (Mechanical Surface Detection)
- Electronics: DAE4 Sn1210; Calibrated: 2010-11-18
- Phantom: SAM1; Type: SAM; Serial: TP-1479
- Measurement SW: DASY5, V5.2 Build 157; SEMCAD X Version 14.0 Build 57

Ch4182/Area Scan (51x81x1): Measurement grid: dx=15mm, dy=15mm

Maximum value of SAR (interpolated) = 0.665 mW/g

Ch4182/Zoom Scan (5x5x7)/Cube 0: Measurement grid: dx=8mm, dy=8mm, dz=5mm

Reference Value = 25.1 V/m; Power Drift = -0.125 dB

Peak SAR (extrapolated) = 0.800 W/kg

SAR(1 g) = 0.625 mW/g; SAR(10 g) = 0.448 mW/g

Maximum value of SAR (measured) = 0.667 mW/g

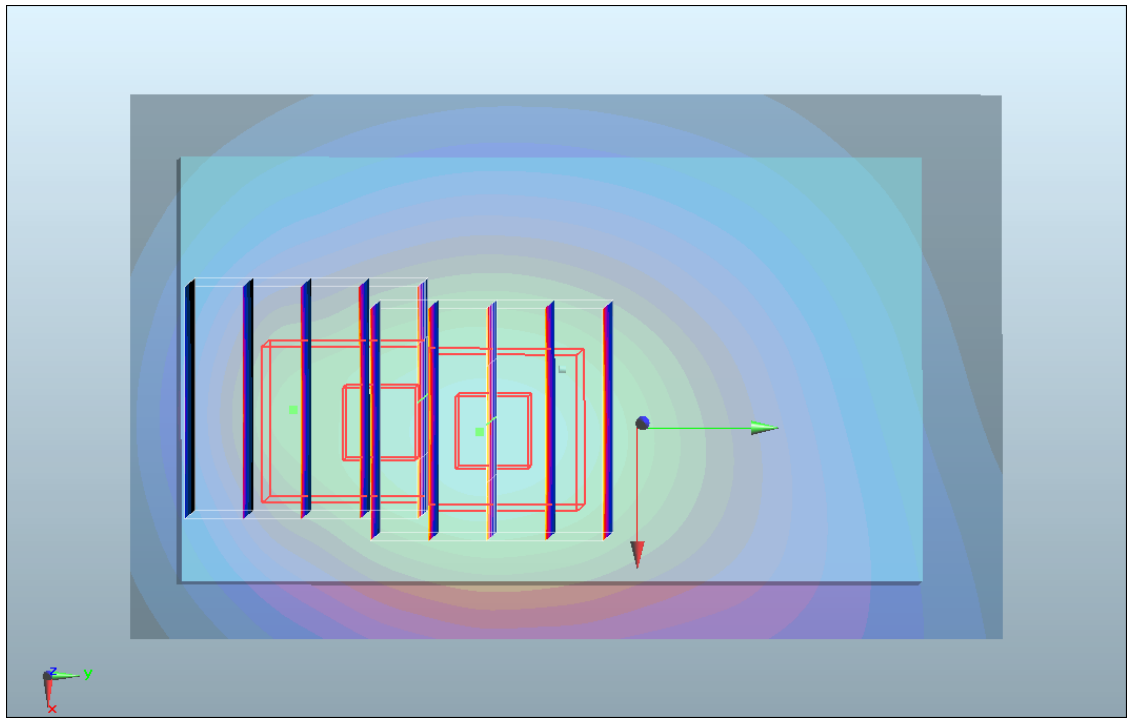
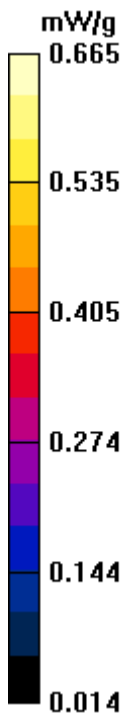
Ch4182/Zoom Scan (5x5x7)/Cube 1: Measurement grid: dx=8mm, dy=8mm, dz=5mm

Reference Value = 25.1 V/m; Power Drift = -0.125 dB

Peak SAR (extrapolated) = 0.750 W/kg

SAR(1 g) = 0.545 mW/g; SAR(10 g) = 0.355 mW/g

Maximum value of SAR (measured) = 0.613 mW/g



#16 WCDMA V_RMC 12.2K_Bottom_1.5cm_Ch4182_2D

DUT: 132121-02

Communication System: UMTS; Frequency: 836.4 MHz; Duty Cycle: 1:1

Medium: MSL_835_110524 Medium parameters used: $f = 836.4$ MHz; $\sigma = 0.978$ mho/m; $\epsilon_r = 54.4$;

$\rho = 1000$ kg/m³

Ambient Temperature : 23.6 °C ; Liquid Temperature : 21.5 °C

DASY5 Configuration:

- Probe: ET3DV6 - SN1788; ConvF(5.99, 5.99, 5.99); Calibrated: 2010-9-21
- Sensor-Surface: 4mm (Mechanical Surface Detection)
- Electronics: DAE4 Sn1210; Calibrated: 2010-11-18
- Phantom: SAM1; Type: SAM; Serial: TP-1479
- Measurement SW: DASY5, V5.2 Build 157; SEMCAD X Version 14.0 Build 57

Ch4182/Area Scan (51x81x1): Measurement grid: dx=15mm, dy=15mm

Maximum value of SAR (interpolated) = 0.665 mW/g

Ch4182/Zoom Scan (5x5x7)/Cube 0: Measurement grid: dx=8mm, dy=8mm, dz=5mm

Reference Value = 25.1 V/m; Power Drift = -0.125 dB

Peak SAR (extrapolated) = 0.800 W/kg

SAR(1 g) = 0.625 mW/g; SAR(10 g) = 0.448 mW/g

Maximum value of SAR (measured) = 0.667 mW/g

Ch4182/Zoom Scan (5x5x7)/Cube 1: Measurement grid: dx=8mm, dy=8mm, dz=5mm

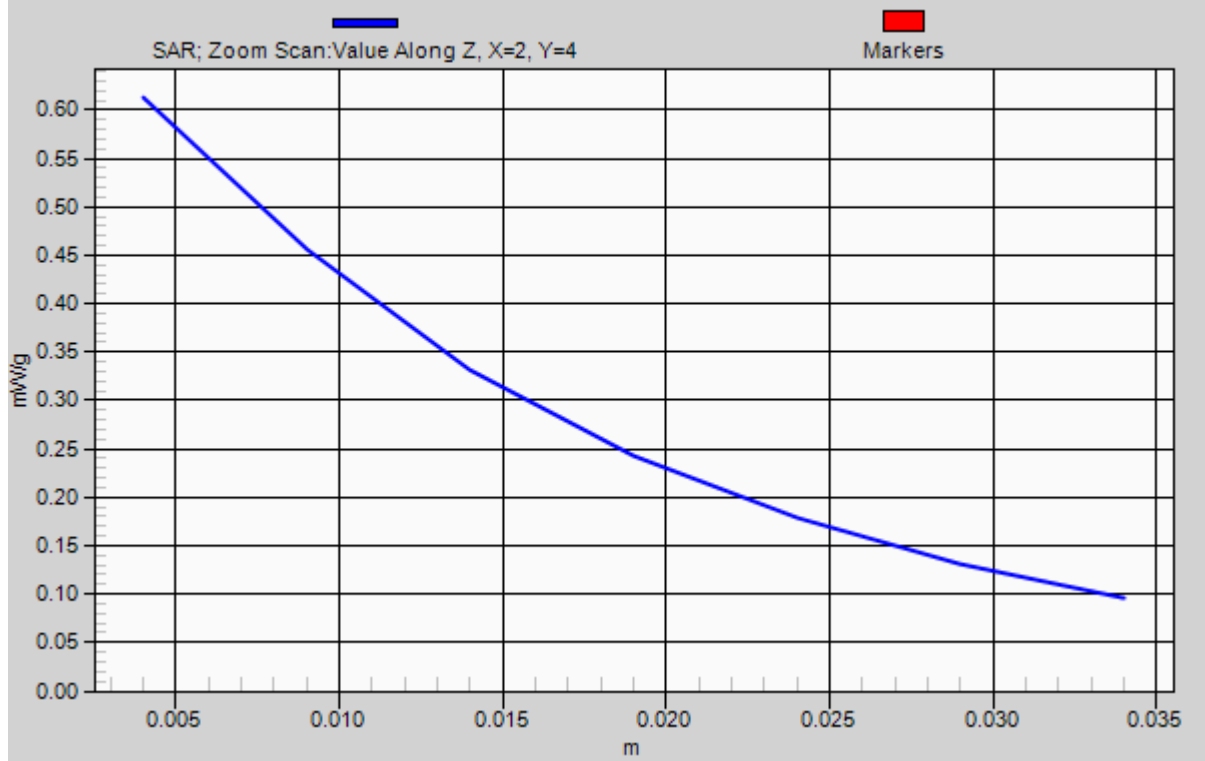
Reference Value = 25.1 V/m; Power Drift = -0.125 dB

Peak SAR (extrapolated) = 0.750 W/kg

SAR(1 g) = 0.545 mW/g; SAR(10 g) = 0.355 mW/g

Maximum value of SAR (measured) = 0.613 mW/g

1g/10g Averaged SAR



#17 WCDMA II_RMC 12.2K_Face_1.5cm_Ch9262

DUT: 132121-02

Communication System: UMTS; Frequency: 1852.4 MHz; Duty Cycle: 1:1

Medium: MSL_1900_110524 Medium parameters used: $f = 1852.4$ MHz; $\sigma = 1.46$ mho/m; $\epsilon_r = 54$;

$\rho = 1000$ kg/m³

Ambient Temperature : 23.2 °C ; Liquid Temperature : 21.4 °C

DASY5 Configuration:

- Probe: ET3DV6 - SN1788; ConvF(4.39, 4.39, 4.39); Calibrated: 2010-9-21
- Sensor-Surface: 4mm (Mechanical Surface Detection)
- Electronics: DAE4 Sn1210; Calibrated: 2010-11-18
- Phantom: SAM3; Type: SAM; Serial: TP-1477
- Measurement SW: DASY5, V5.2 Build 157; SEMCAD X Version 14.0 Build 57

Ch9262/Area Scan (51x81x1): Measurement grid: dx=15mm, dy=15mm

Maximum value of SAR (interpolated) = 0.458 mW/g

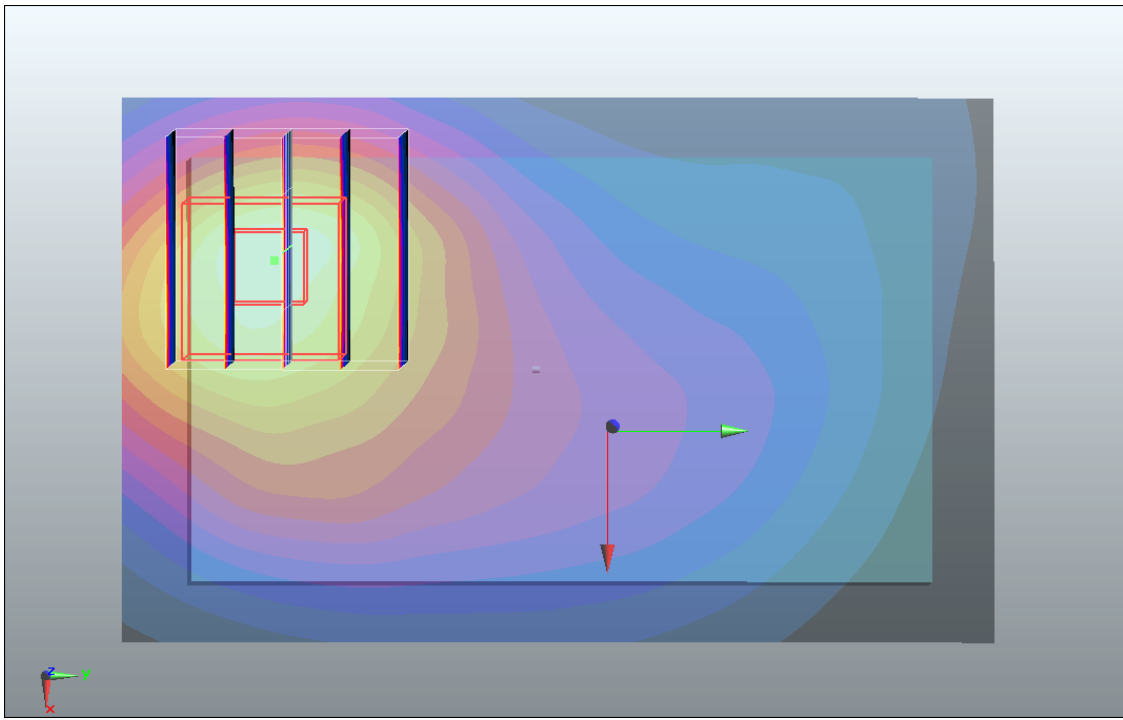
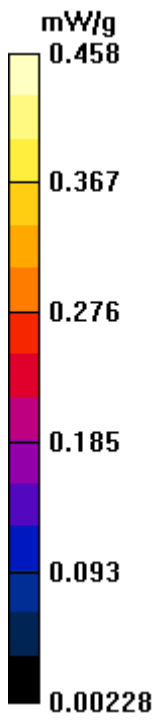
Ch9262/Zoom Scan (5x5x7)/Cube 0: Measurement grid: dx=8mm, dy=8mm, dz=5mm

Reference Value = 12.9 V/m; Power Drift = -0.042 dB

Peak SAR (extrapolated) = 0.584 W/kg

SAR(1 g) = 0.413 mW/g; SAR(10 g) = 0.269 mW/g

Maximum value of SAR (measured) = 0.447 mW/g



#18 WCDMA II_RMC 12.2K_Bottom_1.5cm_Ch9262

DUT: 132121-02

Communication System: UMTS; Frequency: 1852.4 MHz; Duty Cycle: 1:1

Medium: MSL_1900_110524 Medium parameters used: $f = 1852.4$ MHz; $\sigma = 1.46$ mho/m; $\epsilon_r = 54$;

$\rho = 1000$ kg/m³

Ambient Temperature : 23.2 °C ; Liquid Temperature : 21.4 °C

DASY5 Configuration:

- Probe: ET3DV6 - SN1788; ConvF(4.39, 4.39, 4.39); Calibrated: 2010-9-21
- Sensor-Surface: 4mm (Mechanical Surface Detection)
- Electronics: DAE4 Sn1210; Calibrated: 2010-11-18
- Phantom: SAM3; Type: SAM; Serial: TP-1477
- Measurement SW: DASY5, V5.2 Build 157; SEMCAD X Version 14.0 Build 57

Ch9262/Area Scan (51x81x1): Measurement grid: dx=15mm, dy=15mm

Maximum value of SAR (interpolated) = 0.507 mW/g

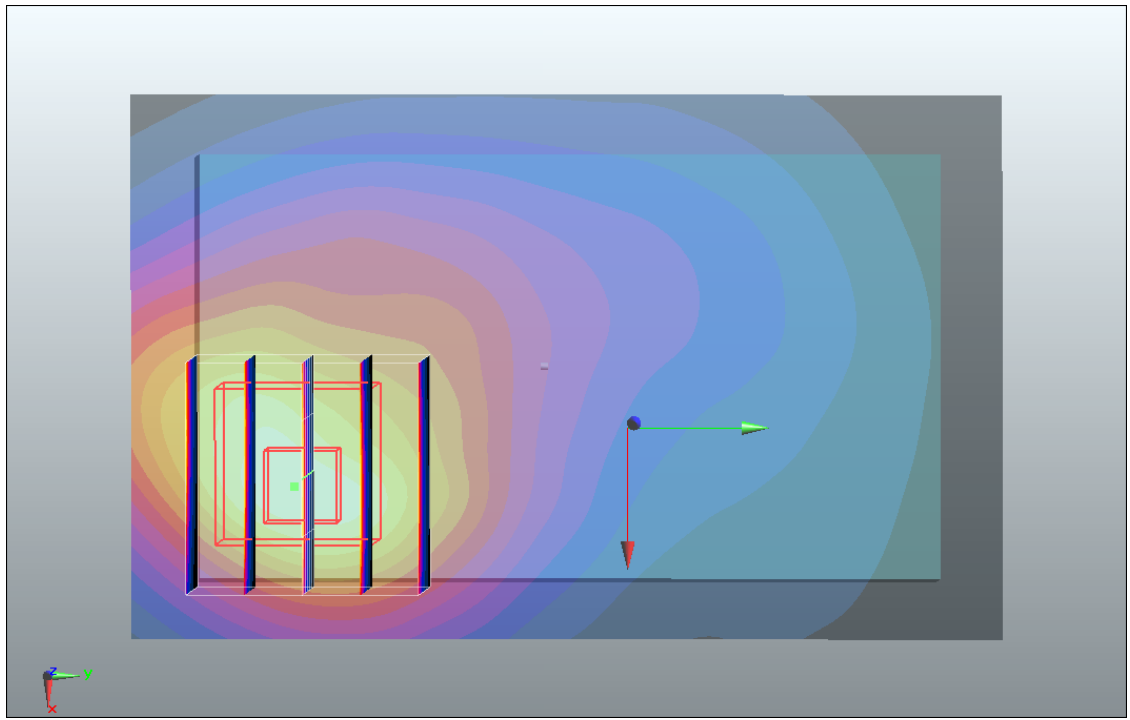
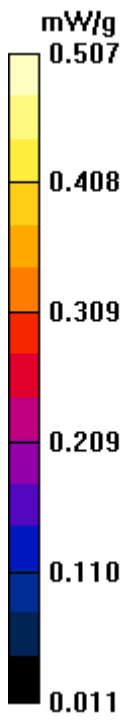
Ch9262/Zoom Scan (5x5x7)/Cube 0: Measurement grid: dx=8mm, dy=8mm, dz=5mm

Reference Value = 13.3 V/m; Power Drift = -0.079 dB

Peak SAR (extrapolated) = 0.602 W/kg

SAR(1 g) = 0.454 mW/g; SAR(10 g) = 0.297 mW/g

Maximum value of SAR (measured) = 0.492 mW/g



#18 WCDMA II_RMC 12.2K_Bottom_1.5cm_Ch9262_2D

DUT: 132121-02

Communication System: UMTS; Frequency: 1852.4 MHz; Duty Cycle: 1:1

Medium: MSL_1900_110524 Medium parameters used: $f = 1852.4$ MHz; $\sigma = 1.46$ mho/m; $\epsilon_r = 54$;

$\rho = 1000$ kg/m³

Ambient Temperature : 23.2 °C ; Liquid Temperature : 21.4 °C

DASY5 Configuration:

- Probe: ET3DV6 - SN1788; ConvF(4.39, 4.39, 4.39); Calibrated: 2010-9-21
- Sensor-Surface: 4mm (Mechanical Surface Detection)
- Electronics: DAE4 Sn1210; Calibrated: 2010-11-18
- Phantom: SAM3; Type: SAM; Serial: TP-1477
- Measurement SW: DASY5, V5.2 Build 157; SEMCAD X Version 14.0 Build 57

Ch9262/Area Scan (51x81x1): Measurement grid: dx=15mm, dy=15mm

Maximum value of SAR (interpolated) = 0.507 mW/g

Ch9262/Zoom Scan (5x5x7)/Cube 0: Measurement grid: dx=8mm, dy=8mm, dz=5mm

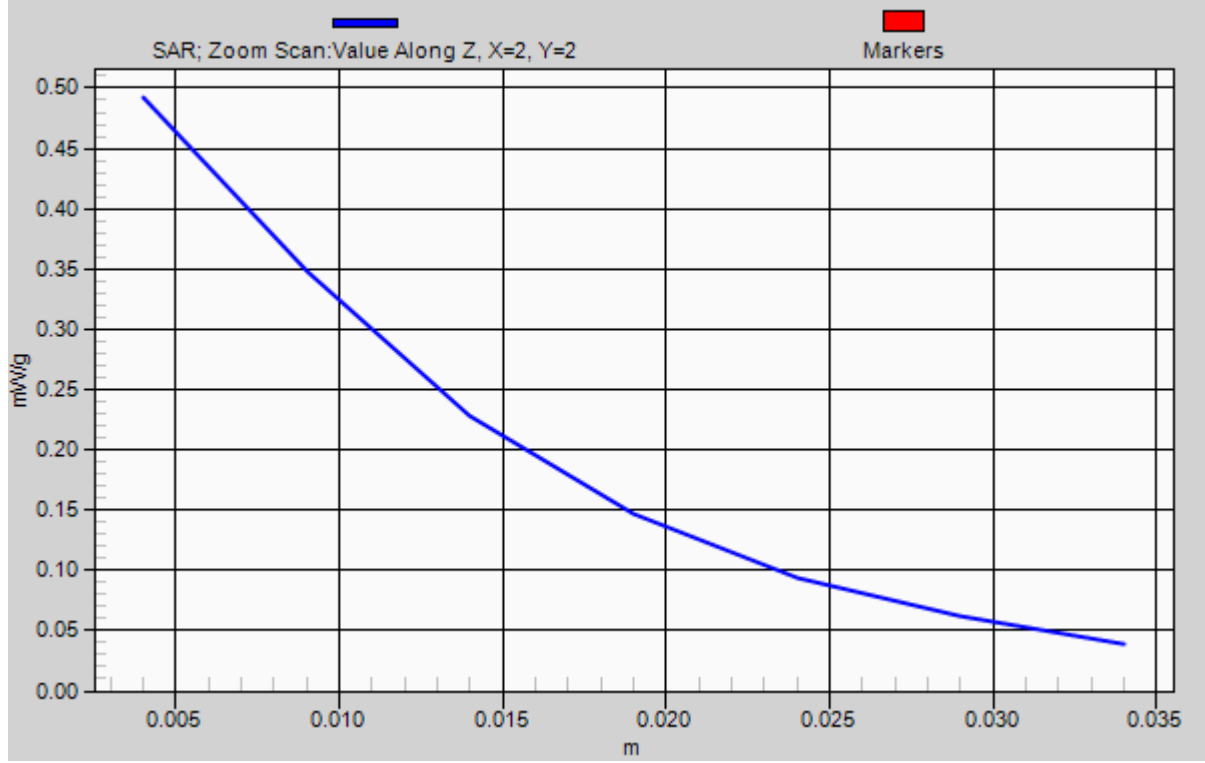
Reference Value = 13.3 V/m; Power Drift = -0.079 dB

Peak SAR (extrapolated) = 0.602 W/kg

SAR(1 g) = 0.454 mW/g; SAR(10 g) = 0.297 mW/g

Maximum value of SAR (measured) = 0.492 mW/g

1g/10g Averaged SAR



#21 BT_Left Cheek_Ch0_DH3

DUT: 132121-02

Communication System: BT; Frequency: 2402 MHz; Duty Cycle: 1:1.48

Medium: HSL_2450_110704 Medium parameters used: $f = 2402$ MHz; $\sigma = 1.77$ mho/m; $\epsilon_r = 39.7$; $\rho = 1000$ kg/m³

Ambient Temperature : 23.2 °C; Liquid Temperature : 21.3 °C

DASY5 Configuration:

- Probe: ET3DV6 - SN1788; ConvF(4.35, 4.35, 4.35); Calibrated: 2010-9-21
- Sensor-Surface: 4mm (Mechanical Surface Detection)
- Electronics: DAE4 Sn1210; Calibrated: 2010-11-18
- Phantom: SAM1; Type: SAM; Serial: TP-1479
- Measurement SW: DASY52, V52.6 Build 2; SEMCAD X Version 14.0 Build 59

Ch0/Area Scan (61x91x1): Measurement grid: dx=15mm, dy=15mm

Maximum value of SAR (interpolated) = 0.0075 mW/g


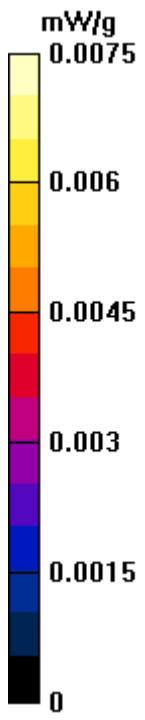
Ch0/Zoom Scan (5x5x7)/Cube 0: Measurement grid: dx=8mm, dy=8mm, dz=5mm

Reference Value = 0.561 V/m; Power Drift = -0.102 dB

Peak SAR (extrapolated) = 0.00895 W/kg

SAR(1 g) = 0.000735 mW/g; SAR(10 g) = 0.000216 mW/g

Maximum value of SAR (measured) = 0.0059 mW/g



#21 BT_Left Cheek_Ch0_DH3_2D

DUT: 132121-02

Communication System: BT; Frequency: 2402 MHz; Duty Cycle: 1:1.48

Medium: HSL_2450_110704 Medium parameters used: $f = 2402$ MHz; $\sigma = 1.77$ mho/m; $\epsilon_r = 39.7$; $\rho = 1000$ kg/m³

Ambient Temperature : 23.2 °C; Liquid Temperature : 21.3 °C

DASY5 Configuration:

- Probe: ET3DV6 - SN1788; ConvF(4.35, 4.35, 4.35); Calibrated: 2010-9-21
- Sensor-Surface: 4mm (Mechanical Surface Detection)
- Electronics: DAE4 Sn1210; Calibrated: 2010-11-18
- Phantom: SAM1; Type: SAM; Serial: TP-1479
- Measurement SW: DASY52, V52.6 Build 2; SEMCAD X Version 14.0 Build 59

Ch0/Area Scan (61x91x1): Measurement grid: dx=15mm, dy=15mm

Maximum value of SAR (interpolated) = 0.0075 mW/g

Ch0/Zoom Scan (5x5x7)/Cube 0: Measurement grid: dx=8mm, dy=8mm, dz=5mm

Reference Value = 0.561 V/m; Power Drift = -0.102 dB

Peak SAR (extrapolated) = 0.00895 W/kg

SAR(1 g) = 0.000735 mW/g; SAR(10 g) = 0.000216 mW/g

Maximum value of SAR (measured) = 0.0059 mW/g

1g/10g Averaged SAR

