

## #16 GSM850\_GSM\_Right Cheek\_Ch128

**DUT: 130415**

Communication System: GSM850; Frequency: 824.2 MHz; Duty Cycle: 1:8.3  
Medium: HSL\_850\_110319 Medium parameters used :  $f = 824.2$  MHz;  $\sigma = 0.907$   
mho/m;  $\epsilon_r = 41.9$ ;  $\rho = 1000$  kg/m<sup>3</sup>

Ambient Temperature : 21.5 °C; Liquid Temperature : 21.7 °C

DASY5 Configuration:

- Probe: ET3DV6 - SN1787; ConvF(6.21, 6.21, 6.21); Calibrated: 2010/5/18
- Sensor-Surface: 4mm (Mechanical Surface Detection)
- Electronics: DAE3 Sn577; Calibrated: 2010/8/18
- Phantom: SAM\_Left; Type: SAM; Serial: TP-1150
- Measurement SW: DASY4, V4.7 Build 80; Postprocessing SW: SEMCAD, V1.8 Build 186

**Ch128/Area Scan (41x71x1):** Measurement grid: dx=20mm, dy=20mm

Maximum value of SAR (interpolated) = 0.706 mW/g

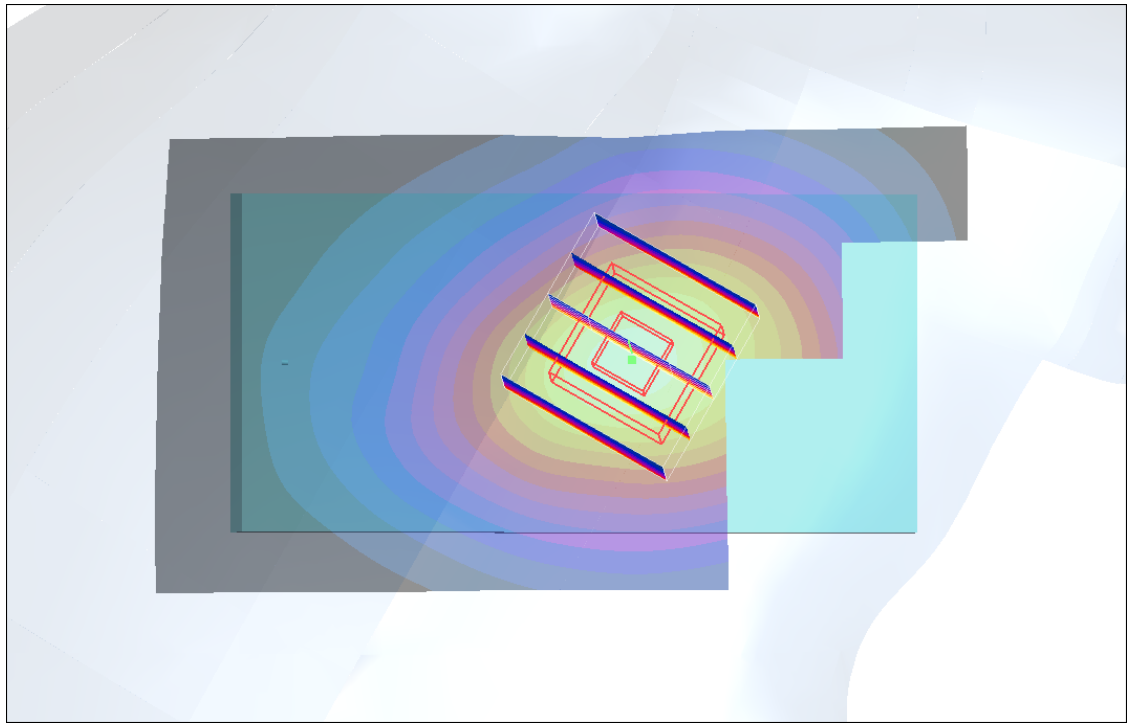
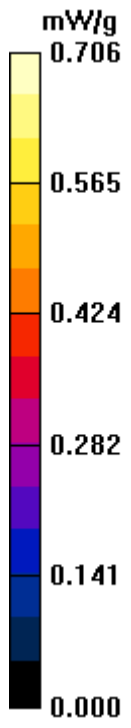
**Ch128/Zoom Scan (5x5x7)/Cube 0:** Measurement grid: dx=8mm, dy=8mm, dz=5mm

Reference Value = 10.4 V/m; Power Drift = 0.123 dB

Peak SAR (extrapolated) = 0.879 W/kg

**SAR(1 g) = 0.678 mW/g; SAR(10 g) = 0.490 mW/g**

Maximum value of SAR (measured) = 0.719 mW/g



**#16 GSM850\_GSM\_Right Cheek\_Ch128\_2D**

**DUT: 130415**

Communication System: GSM850; Frequency: 824.2 MHz; Duty Cycle: 1:8.3

Medium: HSL\_850\_110319 Medium parameters used :  $f = 824.2$  MHz;  $\sigma = 0.907$  mho/m;  $\epsilon_r = 41.9$ ;  $\rho = 1000$

kg/m<sup>3</sup>

Ambient Temperature : 21.5 ; Liquid Temperature : 21.7

DASY5 Configuration:

- Probe: ET3DV6 - SN1787; ConvF(6.21, 6.21, 6.21); Calibrated: 2010/5/18
- Sensor-Surface: 4mm (Mechanical Surface Detection)
- Electronics: DAE3 Sn577; Calibrated: 2010/8/18
- Phantom: SAM\_Left; Type: SAM; Serial: TP-1150
- Measurement SW: DASY4, V4.7 Build 80; SEMCAD X Version 13.4 Build 125

**Ch128/Area Scan (41x71x1):** Measurement grid: dx=20mm, dy=20mm

Maximum value of SAR (interpolated) = 0.706 mW/g

**Ch128/Zoom Scan (5x5x7)/Cube 0:** Measurement grid: dx=8mm, dy=8mm, dz=5mm

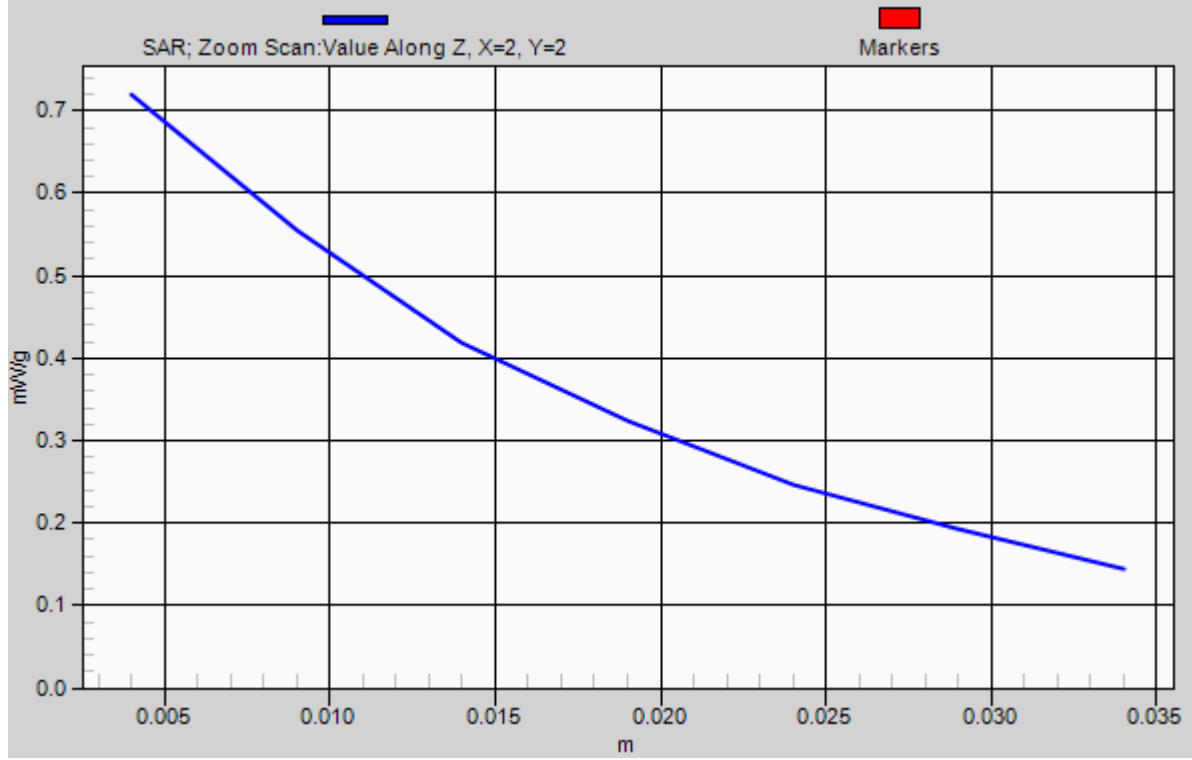
Reference Value = 10.4 V/m; Power Drift = 0.123 dB

Peak SAR (extrapolated) = 0.879 W/kg

**SAR(1 g) = 0.678 mW/g; SAR(10 g) = 0.490 mW/g**

Maximum value of SAR (measured) = 0.719 mW/g

# 1g/10g Averaged SAR



## #17 GSM850\_GSM\_Right Tilted\_Ch128

### DUT: 130415

Communication System: GSM850; Frequency: 824.2 MHz; Duty Cycle: 1:8.3  
Medium: HSL\_850\_110319 Medium parameters used :  $f = 824.2$  MHz;  $\sigma = 0.907$   
mho/m;  $\epsilon_r = 41.9$ ;  $\rho = 1000$  kg/m<sup>3</sup>  
Ambient Temperature : 21.5 °C; Liquid Temperature : 21.7 °C


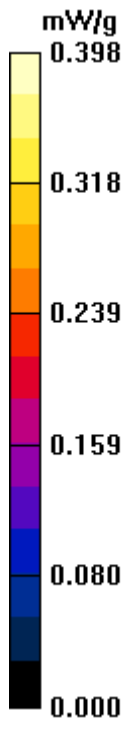
### DASY5 Configuration:

- Probe: ET3DV6 - SN1787; ConvF(6.21, 6.21, 6.21); Calibrated: 2010/5/18
- Sensor-Surface: 4mm (Mechanical Surface Detection)
- Electronics: DAE3 Sn577; Calibrated: 2010/8/18
- Phantom: SAM\_Left; Type: SAM; Serial: TP-1150
- Measurement SW: DASY4, V4.7 Build 80; Postprocessing SW: SEMCAD, V1.8 Build 186

**Ch128/Area Scan (41x71x1):** Measurement grid: dx=20mm, dy=20mm  
Maximum value of SAR (interpolated) = 0.398 mW/g

**Ch128/Zoom Scan (5x5x7)/Cube 0:** Measurement grid: dx=8mm, dy=8mm, dz=5mm  
Reference Value = 16.1 V/m; Power Drift = 0.027 dB  
Peak SAR (extrapolated) = 0.468 W/kg  
**SAR(1 g) = 0.377 mW/g; SAR(10 g) = 0.281 mW/g**  
Maximum value of SAR (measured) = 0.400 mW/g

**Ch128/Zoom Scan (5x5x7)/Cube 1:** Measurement grid: dx=8mm, dy=8mm, dz=5mm  
Reference Value = 16.1 V/m; Power Drift = 0.027 dB  
Peak SAR (extrapolated) = 0.436 W/kg  
**SAR(1 g) = 0.300 mW/g; SAR(10 g) = 0.197 mW/g**  
Maximum value of SAR (measured) = 0.368 mW/g



## #18 GSM850\_GSM\_Left Cheek\_Ch128

### DUT: 130415


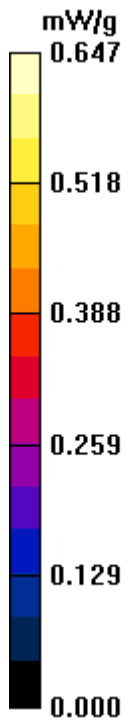
Communication System: GSM850; Frequency: 824.2 MHz; Duty Cycle: 1:8.3  
Medium: HSL\_850\_110319 Medium parameters used :  $f = 824.2$  MHz;  $\sigma = 0.907$   
mho/m;  $\epsilon_r = 41.9$ ;  $\rho = 1000$  kg/m<sup>3</sup>  
Ambient Temperature : 21.5 °C; Liquid Temperature : 21.7 °C

### DASY5 Configuration:

- Probe: ET3DV6 - SN1787; ConvF(6.21, 6.21, 6.21); Calibrated: 2010/5/18
- Sensor-Surface: 4mm (Mechanical Surface Detection)
- Electronics: DAE3 Sn577; Calibrated: 2010/8/18
- Phantom: SAM\_Left; Type: SAM; Serial: TP-1150
- Measurement SW: DASY4, V4.7 Build 80; Postprocessing SW: SEMCAD, V1.8 Build 186

**Ch128/Area Scan (41x71x1):** Measurement grid: dx=20mm, dy=20mm  
Maximum value of SAR (interpolated) = 0.647 mW/g

**Ch128/Zoom Scan (5x5x7)/Cube 0:** Measurement grid: dx=8mm, dy=8mm, dz=5mm  
Reference Value = 8.87 V/m; Power Drift = -0.185 dB  
Peak SAR (extrapolated) = 0.827 W/kg  
**SAR(1 g) = 0.628 mW/g; SAR(10 g) = 0.446 mW/g**  
Maximum value of SAR (measured) = 0.656 mW/g



## #19 GSM850\_GSM\_Left Tilted\_Ch128

### DUT: 130415


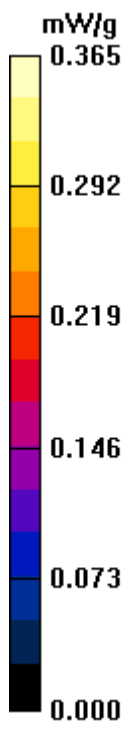
Communication System: GSM850; Frequency: 824.2 MHz; Duty Cycle: 1:8.3  
Medium: HSL\_850\_110319 Medium parameters used :  $f = 824.2$  MHz;  $\sigma = 0.907$   
mho/m;  $\epsilon_r = 41.9$ ;  $\rho = 1000$  kg/m<sup>3</sup>  
Ambient Temperature : 21.5 °C; Liquid Temperature : 21.7 °C

### DASY5 Configuration:

- Probe: ET3DV6 - SN1787; ConvF(6.21, 6.21, 6.21); Calibrated: 2010/5/18
- Sensor-Surface: 4mm (Mechanical Surface Detection)
- Electronics: DAE3 Sn577; Calibrated: 2010/8/18
- Phantom: SAM\_Left; Type: SAM; Serial: TP-1150
- Measurement SW: DASY4, V4.7 Build 80; Postprocessing SW: SEMCAD, V1.8 Build 186

**Ch128/Area Scan (41x71x1):** Measurement grid: dx=20mm, dy=20mm  
Maximum value of SAR (interpolated) = 0.365 mW/g

**Ch128/Zoom Scan (5x5x7)/Cube 0:** Measurement grid: dx=8mm, dy=8mm, dz=5mm  
Reference Value = 13.2 V/m; Power Drift = 0.000 dB  
Peak SAR (extrapolated) = 0.396 W/kg  
**SAR(1 g) = 0.332 mW/g; SAR(10 g) = 0.253 mW/g**  
Maximum value of SAR (measured) = 0.344 mW/g



## #20 GSM1900\_GSM\_Right Cheek\_Ch661

**DUT: 130415**

Communication System: PCS; Frequency: 1880 MHz; Duty Cycle: 1:8.3

Medium: HSL\_1900\_110320 Medium parameters used:  $f = 1880$  MHz;  $\sigma = 1.43$

$\text{mho/m}$ ;  $\epsilon_r = 38.8$ ;  $\rho = 1000$  kg/m<sup>3</sup>

Ambient Temperature : 21.5 °C; Liquid Temperature : 21.7 °C

DASY5 Configuration:

- Probe: ET3DV6 - SN1787; ConvF(5.09, 5.09, 5.09); Calibrated: 2010/5/18

- Sensor-Surface: 4mm (Mechanical Surface Detection)

- Electronics: DAE3 Sn577; Calibrated: 2010/8/18

- Phantom: SAM\_Left; Type: SAM; Serial: TP-1150

- Measurement SW: DASY4, V4.7 Build 80; Postprocessing SW: SEMCAD, V1.8 Build 186

**Ch661/Area Scan (41x71x1):** Measurement grid: dx=20mm, dy=20mm

Maximum value of SAR (interpolated) = 0.659 mW/g

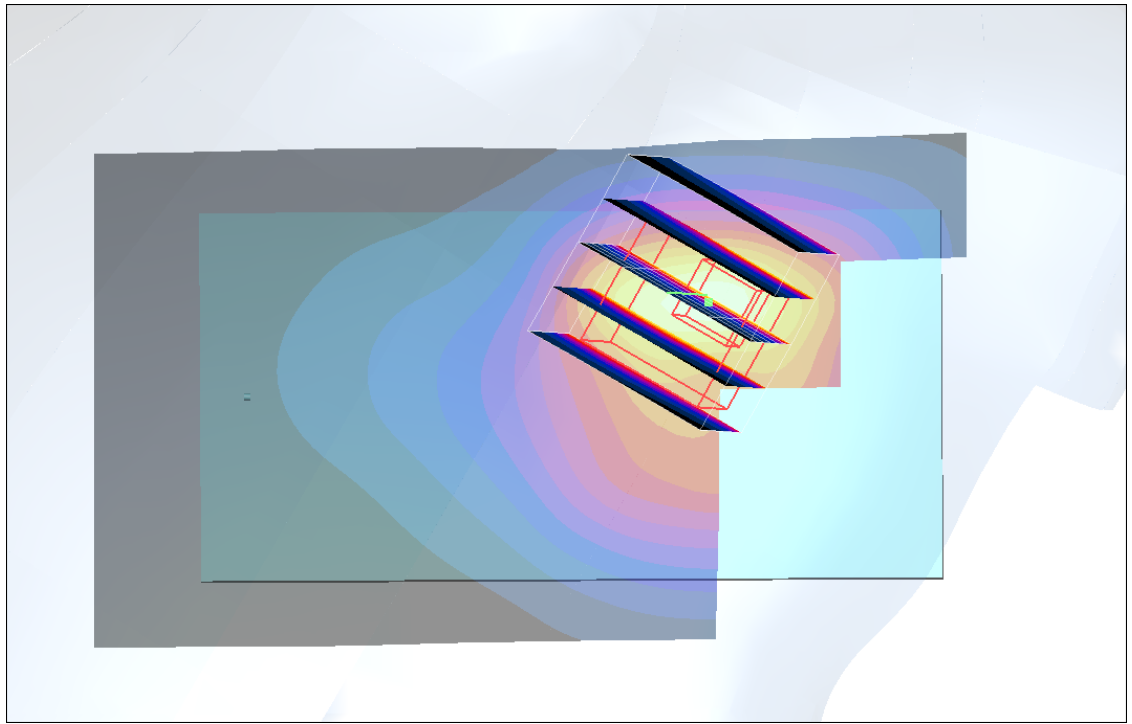
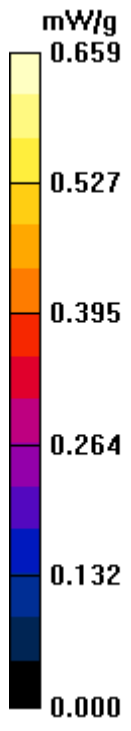
**Ch661/Zoom Scan (5x5x7)/Cube 0:** Measurement grid: dx=8mm, dy=8mm, dz=5mm

Reference Value = 5.73 V/m; Power Drift = -0.080 dB

Peak SAR (extrapolated) = 0.855 W/kg

**SAR(1 g) = 0.560 mW/g; SAR(10 g) = 0.340 mW/g**

Maximum value of SAR (measured) = 0.609 mW/g



**#20 GSM1900\_GSM\_Right Cheek\_Ch661\_2D**

**DUT: 130415**

Communication System: PCS; Frequency: 1880 MHz; Duty Cycle: 1:8.3

Medium: HSL\_1900\_110320 Medium parameters used:  $f = 1880$  MHz;  $\sigma = 1.43$  mho/m;  $\epsilon_r = 38.8$ ;  $\rho = 1000$

kg/m<sup>3</sup>

Ambient Temperature : 21.5 ; Liquid Temperature : 21.7

DASY5 Configuration:

- Probe: ET3DV6 - SN1787; ConvF(5.09, 5.09, 5.09); Calibrated: 2010/5/18
- Sensor-Surface: 4mm (Mechanical Surface Detection)
- Electronics: DAE3 Sn577; Calibrated: 2010/8/18
- Phantom: SAM\_Left; Type: SAM; Serial: TP-1150
- Measurement SW: DASY4, V4.7 Build 80; SEMCAD X Version 13.4 Build 125

**Ch661/Area Scan (41x71x1):** Measurement grid: dx=20mm, dy=20mm

Maximum value of SAR (interpolated) = 0.659 mW/g

**Ch661/Zoom Scan (5x5x7)/Cube 0:** Measurement grid: dx=8mm, dy=8mm, dz=5mm

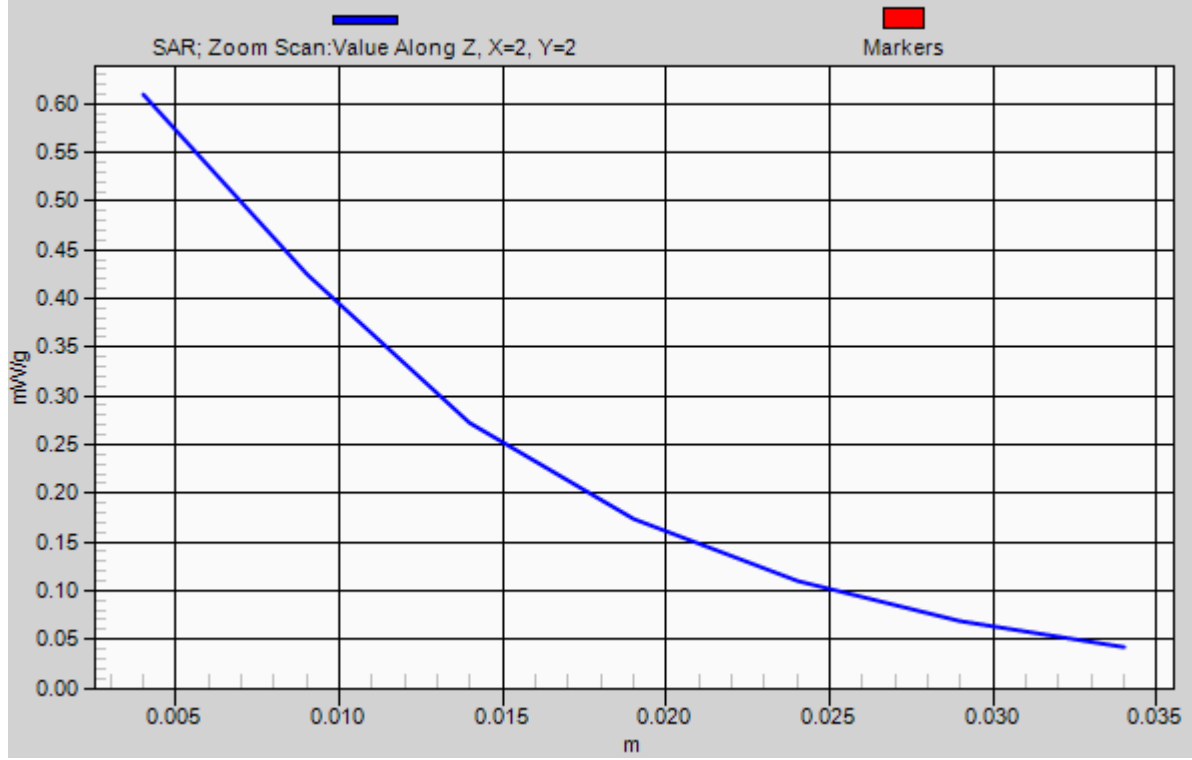
Reference Value = 5.73 V/m; Power Drift = -0.080 dB

Peak SAR (extrapolated) = 0.855 W/kg

**SAR(1 g) = 0.560 mW/g; SAR(10 g) = 0.340 mW/g**

Maximum value of SAR (measured) = 0.609 mW/g

# 1g/10g Averaged SAR



## #21 GSM1900\_GSM\_Right Tilted\_Ch661

### DUT: 130415

Communication System: PCS; Frequency: 1880 MHz; Duty Cycle: 1:8.3  
Medium: HSL\_1900\_110320 Medium parameters used:  $f = 1880$  MHz;  $\sigma = 1.43$   
mho/m;  $\epsilon_r = 38.8$ ;  $\rho = 1000$  kg/m<sup>3</sup>  
Ambient Temperature : 21.5 °C; Liquid Temperature : 21.7 °C


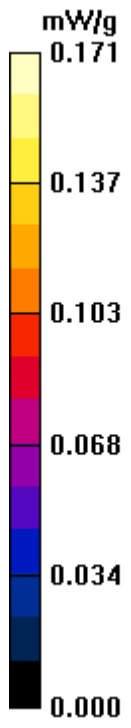
### DASY5 Configuration:

- Probe: ET3DV6 - SN1787; ConvF(5.09, 5.09, 5.09); Calibrated: 2010/5/18
- Sensor-Surface: 4mm (Mechanical Surface Detection)
- Electronics: DAE3 Sn577; Calibrated: 2010/8/18
- Phantom: SAM\_Left; Type: SAM; Serial: TP-1150
- Measurement SW: DASY4, V4.7 Build 80; Postprocessing SW: SEMCAD, V1.8 Build 186

**Ch661/Area Scan (41x71x1):** Measurement grid: dx=20mm, dy=20mm  
Maximum value of SAR (interpolated) = 0.171 mW/g

**Ch661/Zoom Scan (5x5x7)/Cube 1:** Measurement grid: dx=8mm, dy=8mm, dz=5mm  
Reference Value = 9.27 V/m; Power Drift = -0.013 dB  
Peak SAR (extrapolated) = 0.224 W/kg  
**SAR(1 g) = 0.160 mW/g; SAR(10 g) = 0.104 mW/g**  
Maximum value of SAR (measured) = 0.171 mW/g

**Ch661/Zoom Scan (5x5x7)/Cube 0:** Measurement grid: dx=8mm, dy=8mm, dz=5mm  
Reference Value = 9.27 V/m; Power Drift = -0.013 dB  
Peak SAR (extrapolated) = 0.201 W/kg  
**SAR(1 g) = 0.142 mW/g; SAR(10 g) = 0.093 mW/g**  
Maximum value of SAR (measured) = 0.154 mW/g



## #22 GSM1900\_GSM\_Left Cheek\_Ch661

### DUT: 130415

Communication System: PCS; Frequency: 1880 MHz; Duty Cycle: 1:8.3  
Medium: HSL\_1900\_110320 Medium parameters used:  $f = 1880$  MHz;  $\sigma = 1.43$  mho/m;  $\epsilon_r = 38.8$ ;  $\rho = 1000$  kg/m<sup>3</sup>  
Ambient Temperature : 21.5 °C; Liquid Temperature : 21.7 °C

### DASY5 Configuration:

- Probe: ET3DV6 - SN1787; ConvF(5.09, 5.09, 5.09); Calibrated: 2010/5/18
- Sensor-Surface: 4mm (Mechanical Surface Detection)
- Electronics: DAE3 Sn577; Calibrated: 2010/8/18
- Phantom: SAM\_Left; Type: SAM; Serial: TP-1150
- Measurement SW: DASY4, V4.7 Build 80; Postprocessing SW: SEMCAD, V1.8 Build 186

**Ch661/Area Scan (41x71x1):** Measurement grid: dx=20mm, dy=20mm  
Maximum value of SAR (interpolated) = 0.513 mW/g

**Ch661/Zoom Scan (5x5x7)/Cube 0:** Measurement grid: dx=8mm, dy=8mm, dz=5mm

Reference Value = 4.14 V/m; Power Drift = -0.119 dB

Peak SAR (extrapolated) = 0.747 W/kg

**SAR(1 g) = 0.456 mW/g; SAR(10 g) = 0.262 mW/g**

Maximum value of SAR (measured) = 0.481 mW/g


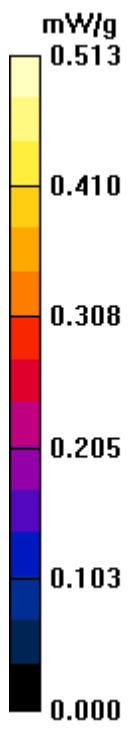
**Ch661/Zoom Scan (5x5x7)/Cube 1:** Measurement grid: dx=8mm, dy=8mm, dz=5mm

Reference Value = 4.14 V/m; Power Drift = -0.119 dB

Peak SAR (extrapolated) = 0.521 W/kg

**SAR(1 g) = 0.362 mW/g; SAR(10 g) = 0.233 mW/g**

Maximum value of SAR (measured) = 0.398 mW/g



## #23 GSM1900\_GSM\_Left Tilted\_Ch661

**DUT: 130415**

Communication System: PCS; Frequency: 1880 MHz; Duty Cycle: 1:8.3  
Medium: HSL\_1900\_110320 Medium parameters used:  $f = 1880$  MHz;  $\sigma = 1.43$   
mho/m;  $\epsilon_r = 38.8$ ;  $\rho = 1000$  kg/m<sup>3</sup>  
Ambient Temperature : 21.5 °C; Liquid Temperature : 21.7 °C

DASY5 Configuration:

- Probe: ET3DV6 - SN1787; ConvF(5.09, 5.09, 5.09); Calibrated: 2010/5/18
- Sensor-Surface: 4mm (Mechanical Surface Detection)
- Electronics: DAE3 Sn577; Calibrated: 2010/8/18
- Phantom: SAM\_Left; Type: SAM; Serial: TP-1150
- Measurement SW: DASY4, V4.7 Build 80; Postprocessing SW: SEMCAD, V1.8 Build 186

**Ch661/Area Scan (41x71x1):** Measurement grid: dx=20mm, dy=20mm  
Maximum value of SAR (interpolated) = 0.201 mW/g


**Ch661/Zoom Scan (5x5x7)/Cube 0:** Measurement grid: dx=8mm, dy=8mm,  
dz=5mm

Reference Value = 6.79 V/m; Power Drift = -0.118 dB

Peak SAR (extrapolated) = 0.230 W/kg

**SAR(1 g) = 0.157 mW/g; SAR(10 g) = 0.099 mW/g**

Maximum value of SAR (measured) = 0.168 mW/g



**#51 WCDMA V\_RMC12.2K\_Right Cheek\_Ch4182**

**DUT: 130415**

Communication System: WCDMA Band 5; Frequency: 836.4 MHz; Duty Cycle: 1:1

Medium: HSL\_850\_110321 Medium parameters used:  $f = 836.4$  MHz;  $\sigma = 0.886$  mho/m;  $\epsilon_r = 41.5$ ;  $\rho = 1000$

kg/m<sup>3</sup>

Ambient Temperature : 22.7 ; Liquid Temperature : 21.6

DASY5 Configuration:

- Probe: ET3DV6 - SN1788; ConvF(6.23, 6.23, 6.23); Calibrated: 2010/9/21
- Sensor-Surface: 4mm (Mechanical Surface Detection)
- Electronics: DAE4 Sn778; Calibrated: 2010/10/22
- Phantom: SAM-Back; Type: QD 000 P40 C; Serial: TP-1383
- Measurement SW: DASY5, V5.0 Build 125; SEMCAD X Version 13.4 Build 125

**Ch4182/Area Scan (41x81x1):** Measurement grid: dx=20mm, dy=20mm

Maximum value of SAR (interpolated) = 0.999 mW/g

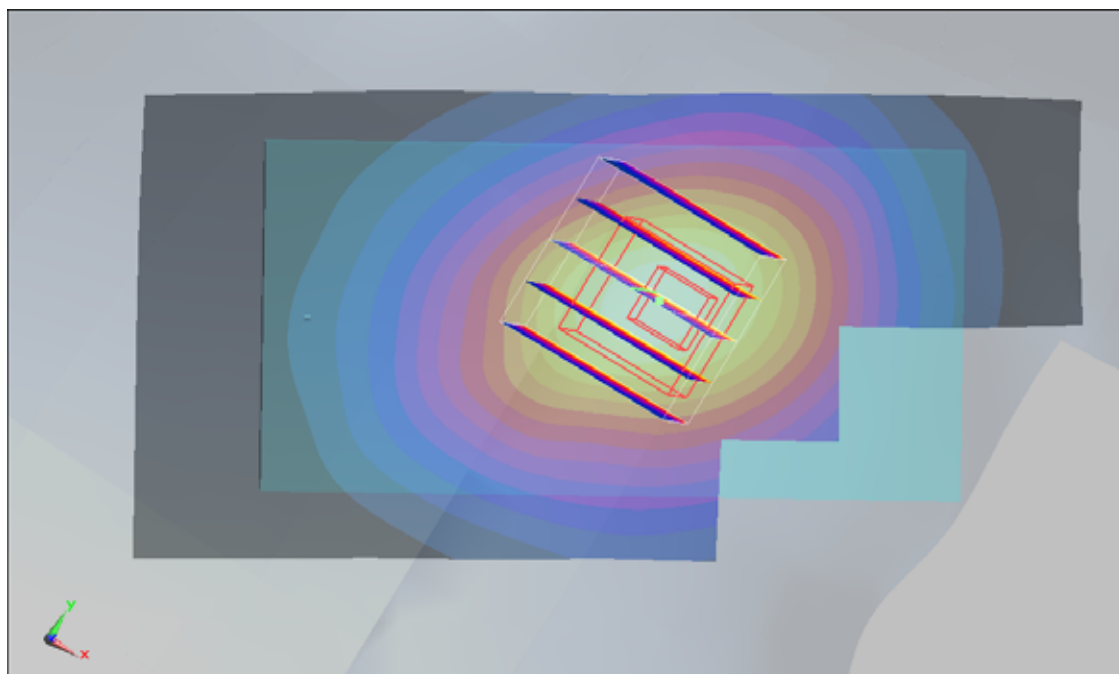
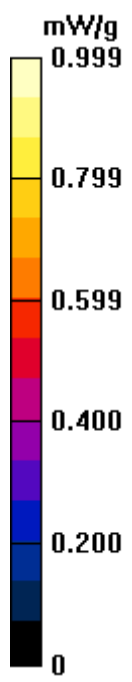
**Ch4182/Zoom Scan (5x5x7)/Cube 0:** Measurement grid: dx=8mm, dy=8mm, dz=5mm

Reference Value = 13.3 V/m; Power Drift = 0.075 dB

Peak SAR (extrapolated) = 1.19 W/kg

**SAR(1 g) = 0.957 mW/g; SAR(10 g) = 0.701 mW/g**

Maximum value of SAR (measured) = 0.995 mW/g



#51 WCDMA V\_RMC12.2K\_Right Cheek\_Ch4182\_2D

DUT: 130415

Communication System: WCDMA Band 5; Frequency: 836.4 MHz; Duty Cycle: 1:1

Medium: HSL\_850\_110321 Medium parameters used:  $f = 836.4$  MHz;  $\sigma = 0.886$  mho/m;  $\epsilon_r = 41.5$ ;  $\rho = 1000$  kg/m<sup>3</sup>

Ambient Temperature : 22.7 ; Liquid Temperature : 21.6

DASY5 Configuration:

- Probe: ET3DV6 - SN1788; ConvF(6.23, 6.23, 6.23); Calibrated: 2010/9/21
- Sensor-Surface: 4mm (Mechanical Surface Detection)
- Electronics: DAE4 Sn778; Calibrated: 2010/10/22
- Phantom: SAM-Back; Type: QD 000 P40 C; Serial: TP-1383
- Measurement SW: DASY5, V5.0 Build 125; SEMCAD X Version 13.4 Build 125

**Ch4182/Area Scan (41x81x1):** Measurement grid: dx=20mm, dy=20mm

Maximum value of SAR (interpolated) = 0.999 mW/g

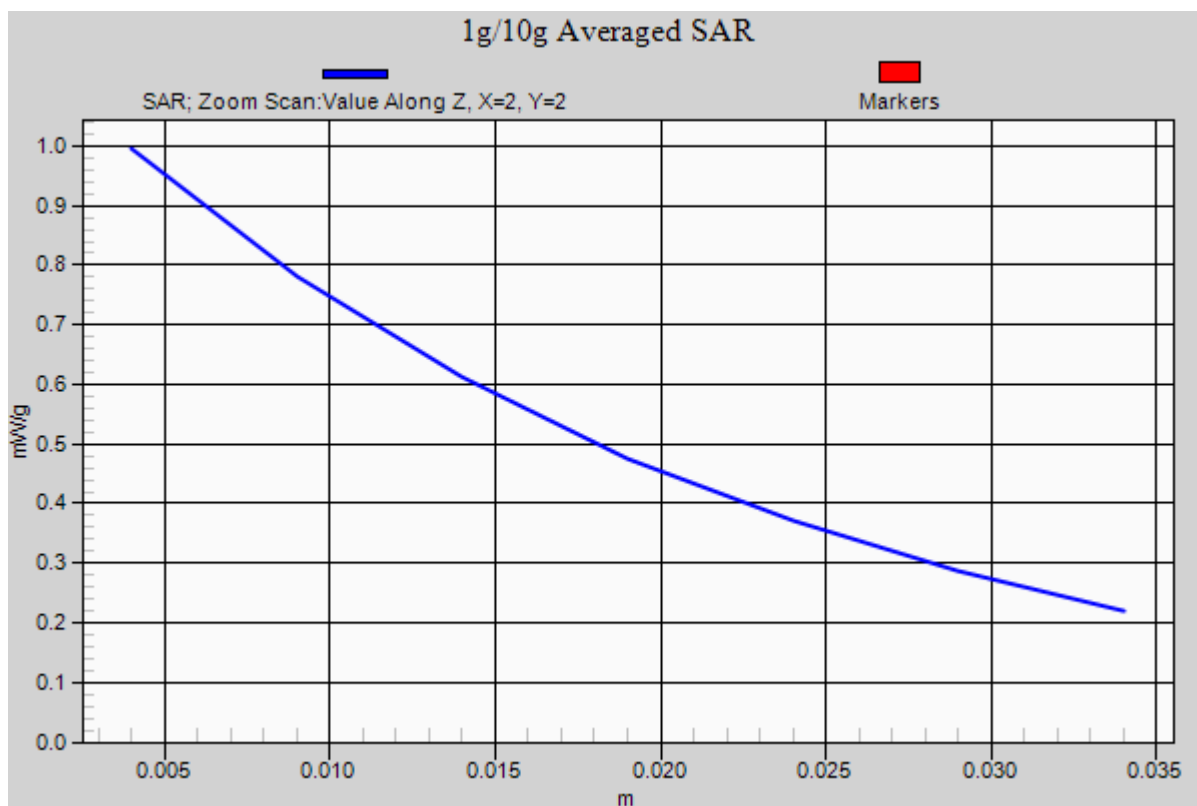
**Ch4182/Zoom Scan (5x5x7)/Cube 0:** Measurement grid: dx=8mm, dy=8mm, dz=5mm

Reference Value = 13.3 V/m; Power Drift = 0.075 dB

Peak SAR (extrapolated) = 1.19 W/kg

**SAR(1 g) = 0.957 mW/g; SAR(10 g) = 0.701 mW/g**

Maximum value of SAR (measured) = 0.995 mW/g



**#48 WCDMA V\_RMC12.2K\_Right Tilted\_Ch4132**

**DUT: 130415**

Communication System: WCDMA Band 5; Frequency: 826.4 MHz; Duty Cycle: 1:1

Medium: HSL\_850\_110321 Medium parameters used:  $f = 826.4$  MHz;  $\sigma = 0.876$  mho/m;  $\epsilon_r = 41.6$ ;  $\rho = 1000$

kg/m<sup>3</sup>

Ambient Temperature : 22.5 ; Liquid Temperature : 21.6

DASY5 Configuration:

- Probe: ET3DV6 - SN1788; ConvF(6.23, 6.23, 6.23); Calibrated: 2010/9/21
- Sensor-Surface: 4mm (Mechanical Surface Detection)
- Electronics: DAE4 Sn778; Calibrated: 2010/10/22
- Phantom: SAM-Back; Type: QD 000 P40 C; Serial: TP-1383
- Measurement SW: DASY5, V5.0 Build 125; SEMCAD X Version 13.4 Build 125

**Ch4132/Area Scan (41x81x1):** Measurement grid: dx=20mm, dy=20mm

Maximum value of SAR (interpolated) = 0.485 mW/g

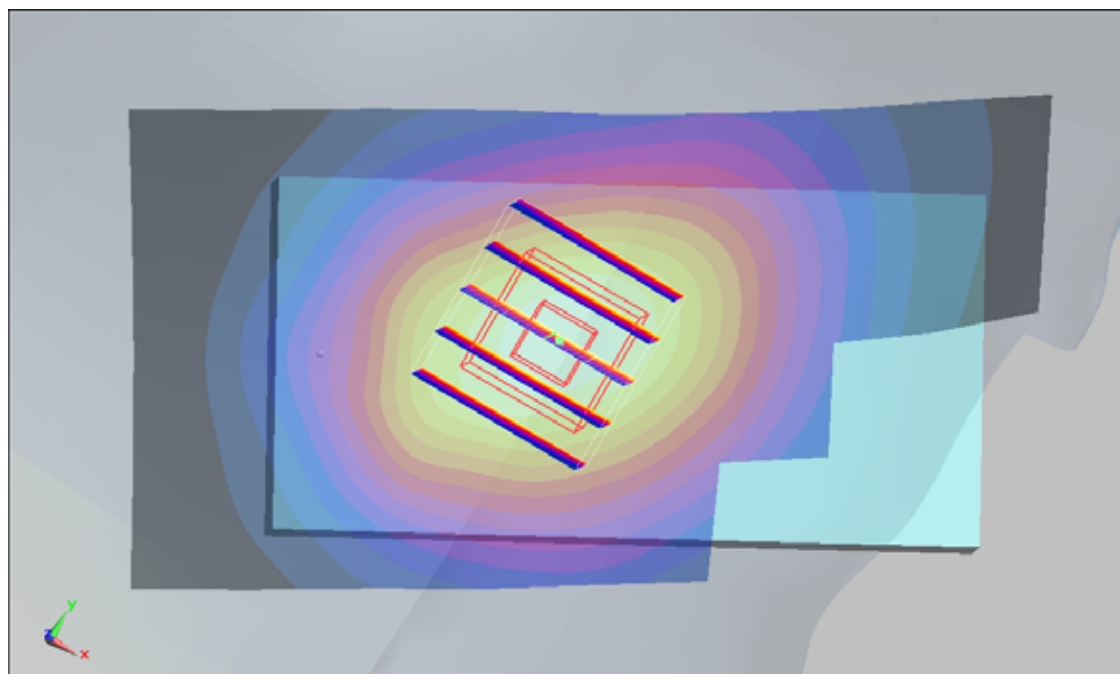
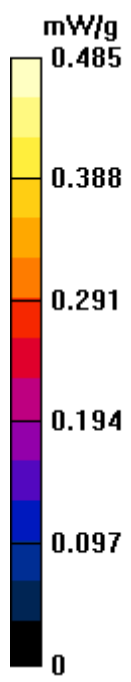
**Ch4132/Zoom Scan (5x5x7)/Cube 0:** Measurement grid: dx=8mm, dy=8mm, dz=5mm

Reference Value = 17.3 V/m; Power Drift = -0.057 dB

Peak SAR (extrapolated) = 0.539 W/kg

**SAR(1 g) = 0.449 mW/g; SAR(10 g) = 0.337 mW/g**

Maximum value of SAR (measured) = 0.475 mW/g



**#49 WCDMA V\_RMC12.2K\_Left Cheek\_Ch4132**

**DUT: 130415**

Communication System: WCDMA Band 5; Frequency: 826.4 MHz; Duty Cycle: 1:1

Medium: HSL\_850\_110321 Medium parameters used:  $f = 826.4$  MHz;  $\sigma = 0.876$  mho/m;  $\epsilon_r = 41.6$ ;  $\rho = 1000$

kg/m<sup>3</sup>

Ambient Temperature : 22.5 ; Liquid Temperature : 21.6

DASY5 Configuration:

- Probe: ET3DV6 - SN1788; ConvF(6.23, 6.23, 6.23); Calibrated: 2010/9/21

- Sensor-Surface: 4mm (Mechanical Surface Detection)

- Electronics: DAE4 Sn778; Calibrated: 2010/10/22

- Phantom: SAM-Back; Type: QD 000 P40 C; Serial: TP-1383

- Measurement SW: DASY5, V5.0 Build 125; SEMCAD X Version 13.4 Build 125

**Ch4132/Area Scan (41x81x1):** Measurement grid: dx=20mm, dy=20mm

Maximum value of SAR (interpolated) = 0.734 mW/g

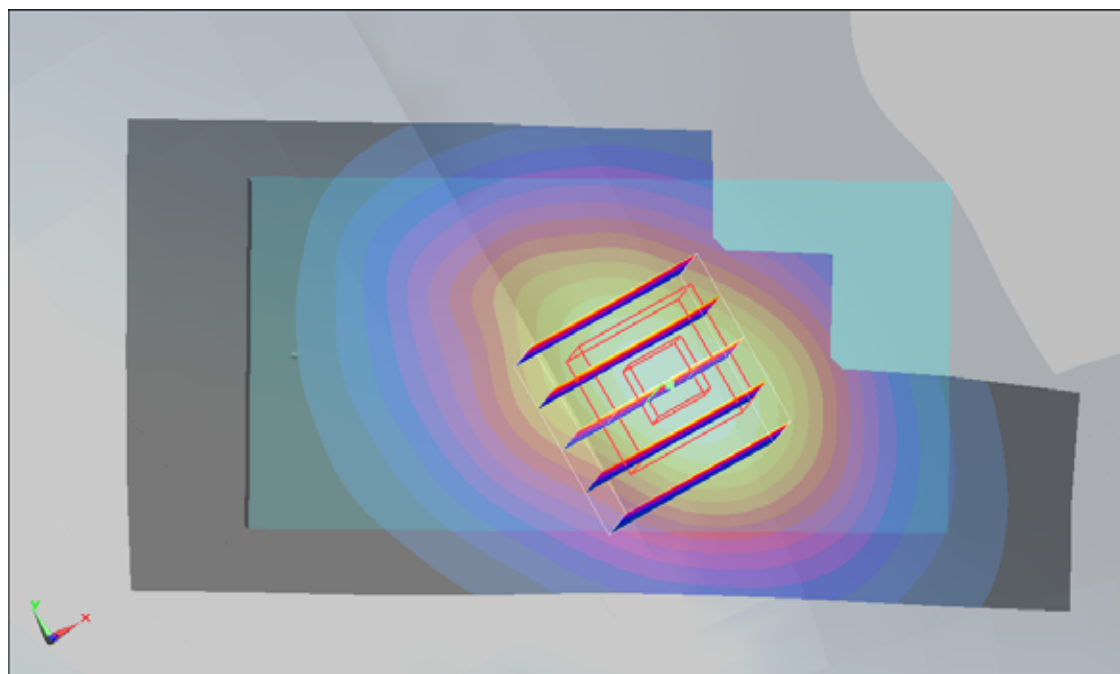
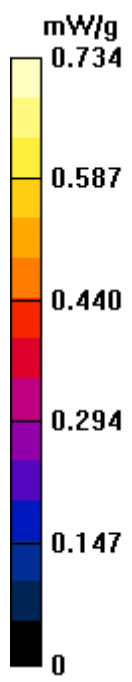
**Ch4132/Zoom Scan (5x5x7)/Cube 0:** Measurement grid: dx=8mm, dy=8mm, dz=5mm

Reference Value = 10.4 V/m; Power Drift = 0.094 dB

Peak SAR (extrapolated) = 0.878 W/kg

**SAR(1 g) = 0.698 mW/g; SAR(10 g) = 0.513 mW/g**

Maximum value of SAR (measured) = 0.740 mW/g



**#50 WCDMA V\_RMC12.2K\_Left Tilted\_Ch4132**

**DUT: 130415**

Communication System: WCDMA Band 5; Frequency: 826.4 MHz; Duty Cycle: 1:1

Medium: HSL\_850\_110321 Medium parameters used:  $f = 826.4$  MHz;  $\sigma = 0.876$  mho/m;  $\epsilon_r = 41.6$ ;  $\rho = 1000$

kg/m<sup>3</sup>

Ambient Temperature : 22.5 ; Liquid Temperature : 21.6

DASY5 Configuration:

- Probe: ET3DV6 - SN1788; ConvF(6.23, 6.23, 6.23); Calibrated: 2010/9/21

- Sensor-Surface: 4mm (Mechanical Surface Detection)

- Electronics: DAE4 Sn778; Calibrated: 2010/10/22

- Phantom: SAM-Back; Type: QD 000 P40 C; Serial: TP-1383

- Measurement SW: DASY5, V5.0 Build 125; SEMCAD X Version 13.4 Build 125

**Ch4132/Area Scan (41x81x1):** Measurement grid: dx=20mm, dy=20mm

Maximum value of SAR (interpolated) = 0.431 mW/g


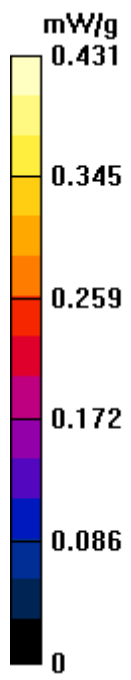
**Ch4132/Zoom Scan (5x5x7)/Cube 0:** Measurement grid: dx=8mm, dy=8mm, dz=5mm

Reference Value = 16.7 V/m; Power Drift = -0.079 dB

Peak SAR (extrapolated) = 0.478 W/kg

**SAR(1 g) = 0.402 mW/g; SAR(10 g) = 0.308 mW/g**

Maximum value of SAR (measured) = 0.416 mW/g



**#08 GSM850\_GPRS10\_Rear Face\_1cm\_Ch128**

**DUT: 130415**

Communication System: GSM850; Frequency: 824.2 MHz; Duty Cycle: 1:4

Medium: MSL\_850\_110319 Medium parameters used :  $f = 824.2$  MHz;  $\sigma = 0.953$  mho/m;  $\epsilon_r = 54.7$ ;  $\rho = 1000$  kg/m<sup>3</sup>

Ambient Temperature : 23.0 ; Liquid Temperature : 21.2

DASY5 Configuration:

- Probe: ET3DV6 - SN1788; ConvF(5.99, 5.99, 5.99); Calibrated: 2010/9/21
- Sensor-Surface: 4mm (Mechanical Surface Detection)
- Electronics: DAE4 Sn778; Calibrated: 2010/10/22
- Phantom: SAM-Back; Type: QD 000 P40 C; Serial: TP-1383
- Measurement SW: DASY5, V5.0 Build 125; SEMCAD X Version 13.4 Build 125

**Ch128/Area Scan (41x71x1):** Measurement grid: dx=20mm, dy=20mm

Maximum value of SAR (interpolated) = 1.02 mW/g

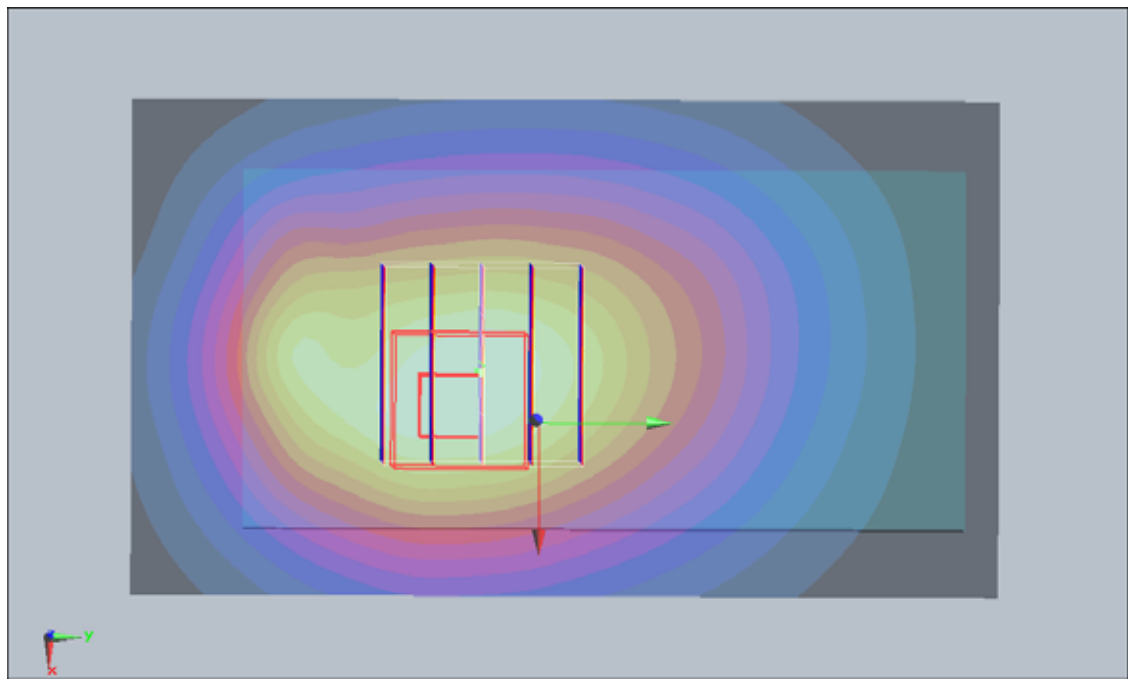
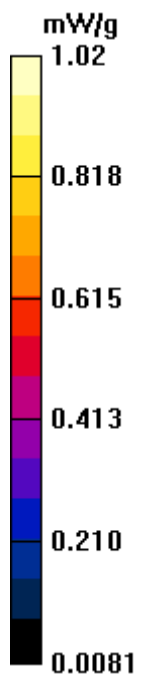
**Ch128/Zoom Scan (5x5x7)/Cube 0:** Measurement grid: dx=8mm, dy=8mm, dz=5mm

Reference Value = 31.4 V/m; Power Drift = -0.072 dB

Peak SAR (extrapolated) = 1.28 W/kg

**SAR(1 g) = 0.979 mW/g; SAR(10 g) = 0.673 mW/g**

Maximum value of SAR (measured) = 1.02 mW/g



**#08 GSM850\_GPRS10\_Rear Face\_1cm\_Ch128\_2D**

**DUT: 130415**

Communication System: GSM850; Frequency: 824.2 MHz; Duty Cycle: 1:4

Medium: MSL\_850\_110319 Medium parameters used :  $f = 824.2$  MHz;  $\sigma = 0.953$  mho/m;  $\epsilon_r = 54.7$ ;  $\rho = 1000$  kg/m<sup>3</sup>

Ambient Temperature : 23.0 ; Liquid Temperature : 21.2

DASY5 Configuration:

- Probe: ET3DV6 - SN1788; ConvF(5.99, 5.99, 5.99); Calibrated: 2010/9/21
- Sensor-Surface: 4mm (Mechanical Surface Detection)
- Electronics: DAE4 Sn778; Calibrated: 2010/10/22
- Phantom: SAM-Back; Type: QD 000 P40 C; Serial: TP-1383
- Measurement SW: DASY5, V5.0 Build 125; SEMCAD X Version 13.4 Build 125

**Ch128/Area Scan (41x71x1):** Measurement grid: dx=20mm, dy=20mm

Maximum value of SAR (interpolated) = 1.02 mW/g

**Ch128/Zoom Scan (5x5x7)/Cube 0:** Measurement grid: dx=8mm, dy=8mm, dz=5mm

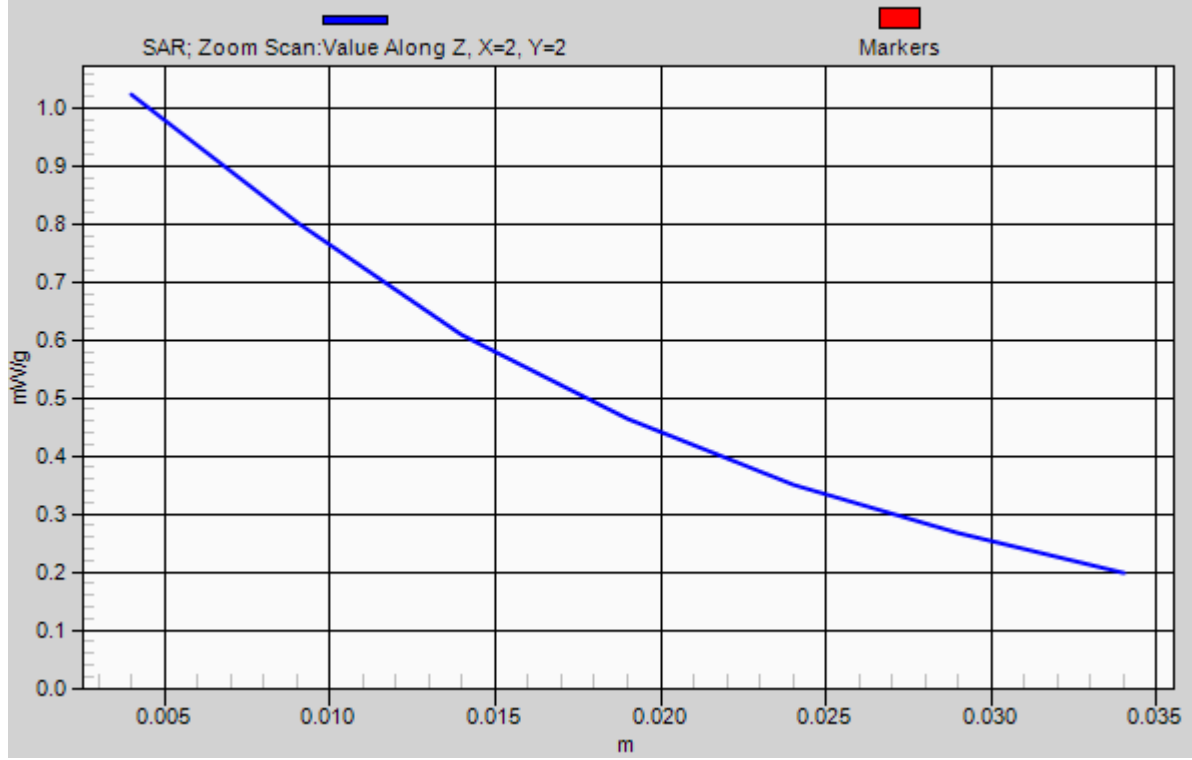
Reference Value = 31.4 V/m; Power Drift = -0.072 dB

Peak SAR (extrapolated) = 1.28 W/kg

**SAR(1 g) = 0.979 mW/g; SAR(10 g) = 0.673 mW/g**

Maximum value of SAR (measured) = 1.02 mW/g

# 1g/10g Averaged SAR



**#09 GSM850\_GPRS10\_Front Face\_1cm\_Ch128**

**DUT: 130415**

Communication System: GSM850; Frequency: 824.2 MHz; Duty Cycle: 1:4

Medium: MSL\_850\_110319 Medium parameters used :  $f = 824.2$  MHz;  $\sigma = 0.953$  mho/m;  $\epsilon_r = 54.7$ ;  $\rho = 1000$  kg/m<sup>3</sup>

Ambient Temperature : 23.0 ; Liquid Temperature : 21.2

DASY5 Configuration:

- Probe: ET3DV6 - SN1788; ConvF(5.99, 5.99, 5.99); Calibrated: 2010/9/21
- Sensor-Surface: 4mm (Mechanical Surface Detection)
- Electronics: DAE4 Sn778; Calibrated: 2010/10/22
- Phantom: SAM-Back; Type: QD 000 P40 C; Serial: TP-1383
- Measurement SW: DASY5, V5.0 Build 125; SEMCAD X Version 13.4 Build 125

**Ch128/Area Scan (41x71x1):** Measurement grid: dx=20mm, dy=20mm

Maximum value of SAR (interpolated) = 0.744 mW/g

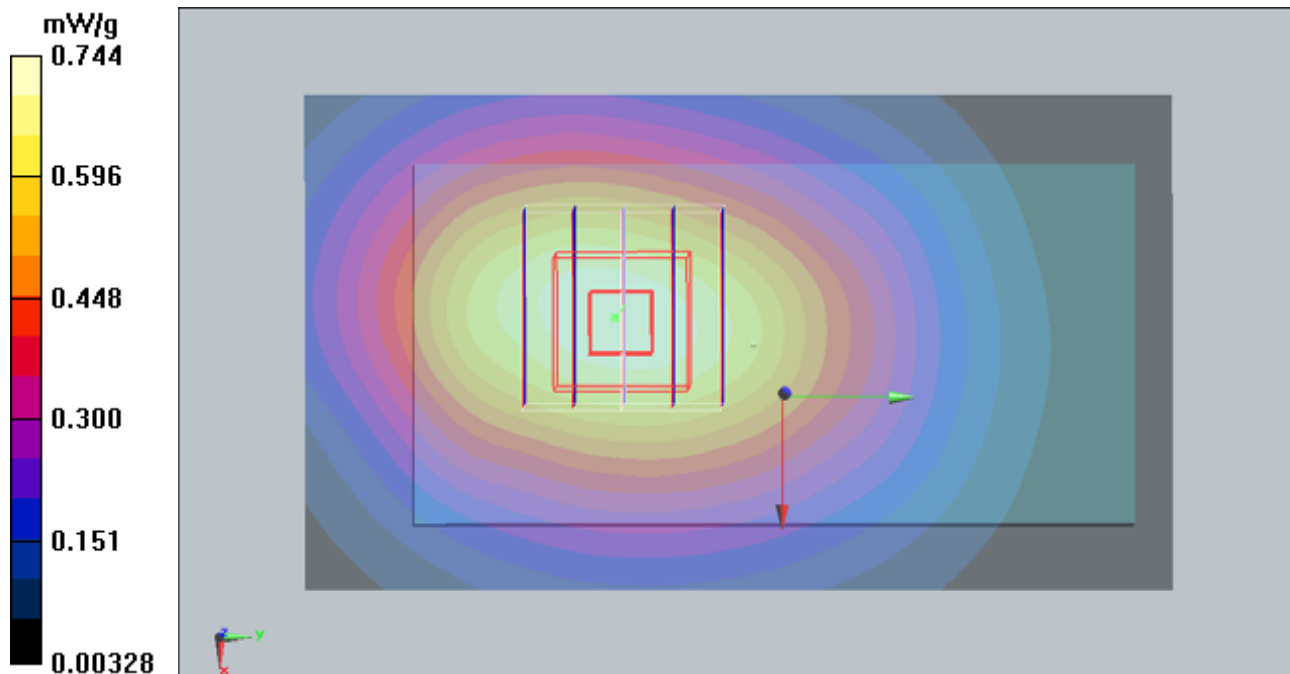
**Ch128/Zoom Scan (5x5x7)/Cube 0:** Measurement grid: dx=8mm, dy=8mm, dz=5mm

Reference Value = 26.3 V/m; Power Drift = -0.058 dB

Peak SAR (extrapolated) = 0.989 W/kg

**SAR(1 g) = 0.711 mW/g; SAR(10 g) = 0.530 mW/g**

Maximum value of SAR (measured) = 0.742 mW/g



**#10 GSM850\_GPRS10\_Left Side\_1cm\_Ch128**

**DUT: 130415**

Communication System: GSM850; Frequency: 824.2 MHz; Duty Cycle: 1:4

Medium: MSL\_850\_110319 Medium parameters used :  $f = 824.2$  MHz;  $\sigma = 0.953$  mho/m;  $\epsilon_r = 54.7$ ;  $\rho = 1000$

kg/m<sup>3</sup>

Ambient Temperature : 23.0 ; Liquid Temperature : 21.2

DASY5 Configuration:

- Probe: ET3DV6 - SN1788; ConvF(5.99, 5.99, 5.99); Calibrated: 2010/9/21
- Sensor-Surface: 4mm (Mechanical Surface Detection)
- Electronics: DAE4 Sn778; Calibrated: 2010/10/22
- Phantom: SAM-Back; Type: QD 000 P40 C; Serial: TP-1383
- Measurement SW: DASY5, V5.0 Build 125; SEMCAD X Version 13.4 Build 125

**Ch128/Area Scan (21x71x1):** Measurement grid: dx=20mm, dy=20mm

Maximum value of SAR (interpolated) = 0.515 mW/g

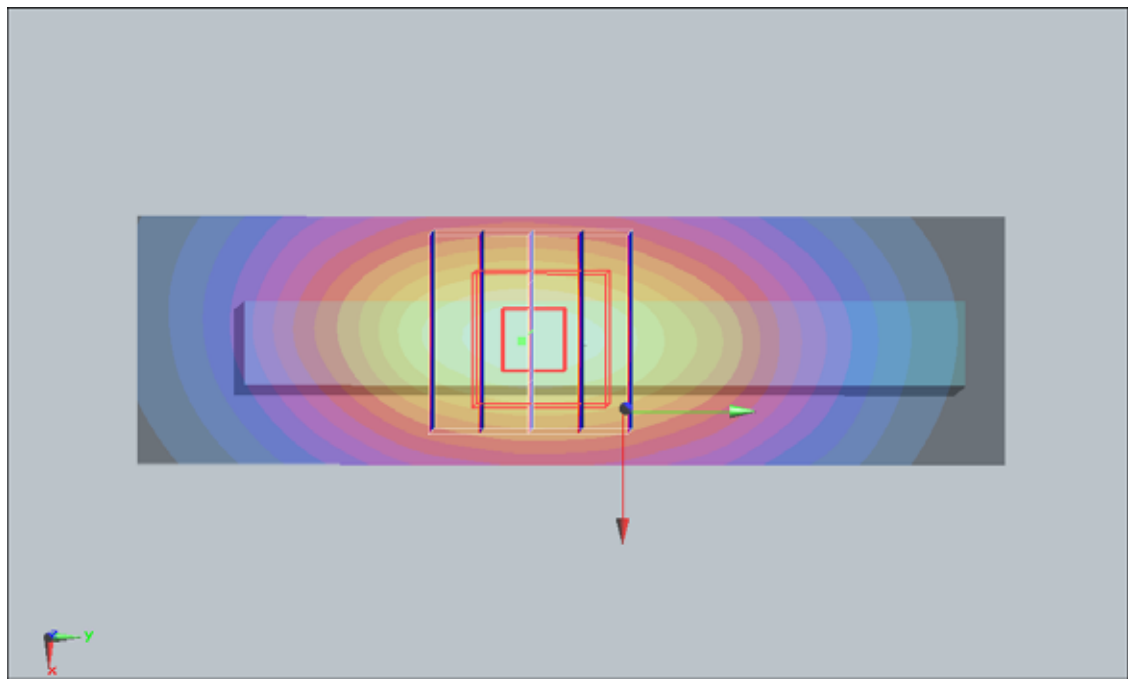
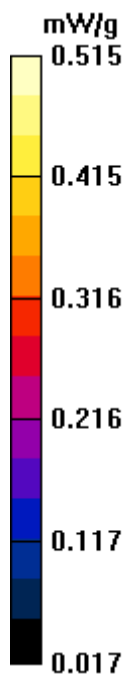
**Ch128/Zoom Scan (5x5x7)/Cube 0:** Measurement grid: dx=8mm, dy=8mm, dz=5mm

Reference Value = 23.8 V/m; Power Drift = -0.059 dB

Peak SAR (extrapolated) = 0.621 W/kg

**SAR(1 g) = 0.469 mW/g; SAR(10 g) = 0.327 mW/g**

Maximum value of SAR (measured) = 0.502 mW/g



## #11 GSM850\_GPRS10\_Right Side\_1cm\_Ch128

**DUT: 130415**

Communication System: GSM850; Frequency: 824.2 MHz; Duty Cycle: 1:4

Medium: MSL\_850\_110319 Medium parameters used :  $f = 824.2$  MHz;  $\sigma = 0.953$  mho/m;  $\epsilon_r = 54.7$ ;  $\rho = 1000$  kg/m<sup>3</sup>

Ambient Temperature : 23.0 ; Liquid Temperature : 21.2

DASY5 Configuration:

- Probe: ET3DV6 - SN1788; ConvF(5.99, 5.99, 5.99); Calibrated: 2010/9/21
- Sensor-Surface: 4mm (Mechanical Surface Detection)
- Electronics: DAE4 Sn778; Calibrated: 2010/10/22
- Phantom: SAM-Back; Type: QD 000 P40 C; Serial: TP-1383
- Measurement SW: DASY5, V5.0 Build 125; SEMCAD X Version 13.4 Build 125

**Ch128/Area Scan (21x71x1):** Measurement grid: dx=20mm, dy=20mm

Maximum value of SAR (interpolated) = 0.518 mW/g

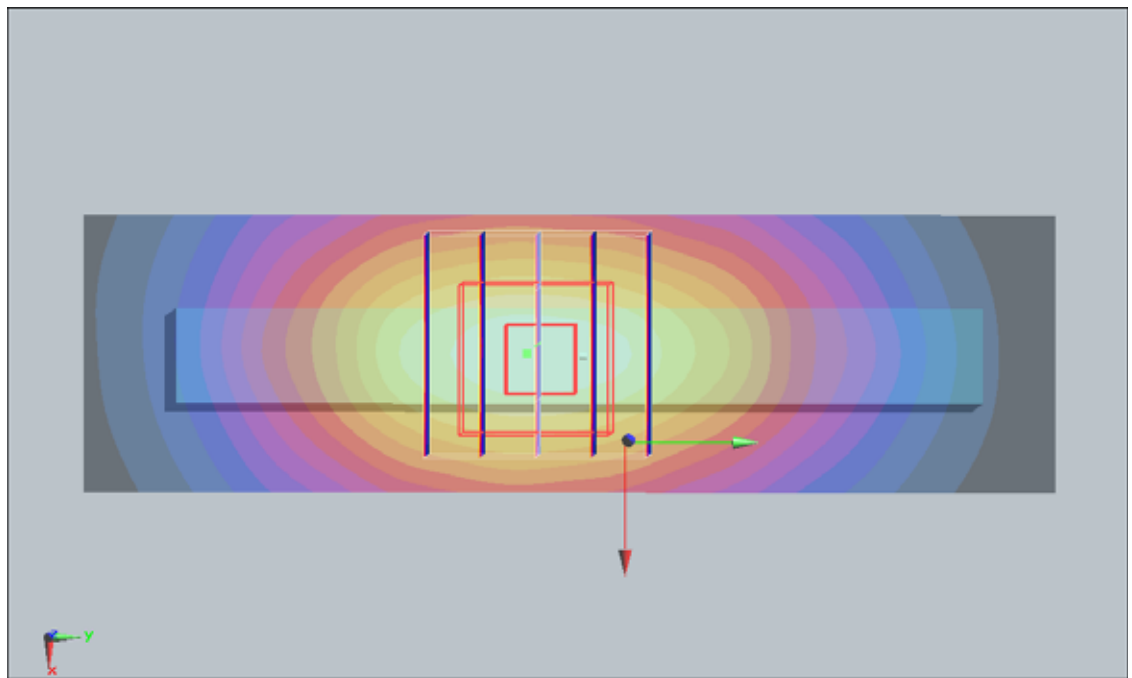
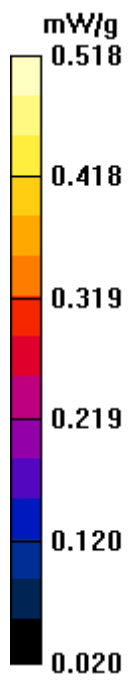
**Ch128/Zoom Scan (5x5x7)/Cube 0:** Measurement grid: dx=8mm, dy=8mm, dz=5mm

Reference Value = 24.1 V/m; Power Drift = -0.065 dB

Peak SAR (extrapolated) = 0.631 W/kg

**SAR(1 g) = 0.485 mW/g; SAR(10 g) = 0.345 mW/g**

Maximum value of SAR (measured) = 0.516 mW/g



**#13 GSM850\_GPRS10\_Bottom Side\_1cm\_Ch128**

**DUT: 130415**

Communication System: GSM850; Frequency: 824.2 MHz; Duty Cycle: 1:4

Medium: MSL\_850\_110319 Medium parameters used :  $f = 824.2$  MHz;  $\sigma = 0.953$  mho/m;  $\epsilon_r = 54.7$ ;  $\rho = 1000$  kg/m<sup>3</sup>

Ambient Temperature : 23.0 ; Liquid Temperature : 21.2

DASY5 Configuration:

- Probe: ET3DV6 - SN1788; ConvF(5.99, 5.99, 5.99); Calibrated: 2010/9/21
- Sensor-Surface: 4mm (Mechanical Surface Detection)
- Electronics: DAE4 Sn778; Calibrated: 2010/10/22
- Phantom: SAM-Back; Type: QD 000 P40 C; Serial: TP-1383
- Measurement SW: DASY5, V5.0 Build 125; SEMCAD X Version 13.4 Build 125

**Ch128/Area Scan (21x71x1):** Measurement grid: dx=20mm, dy=20mm

Maximum value of SAR (interpolated) = 0.070 mW/g

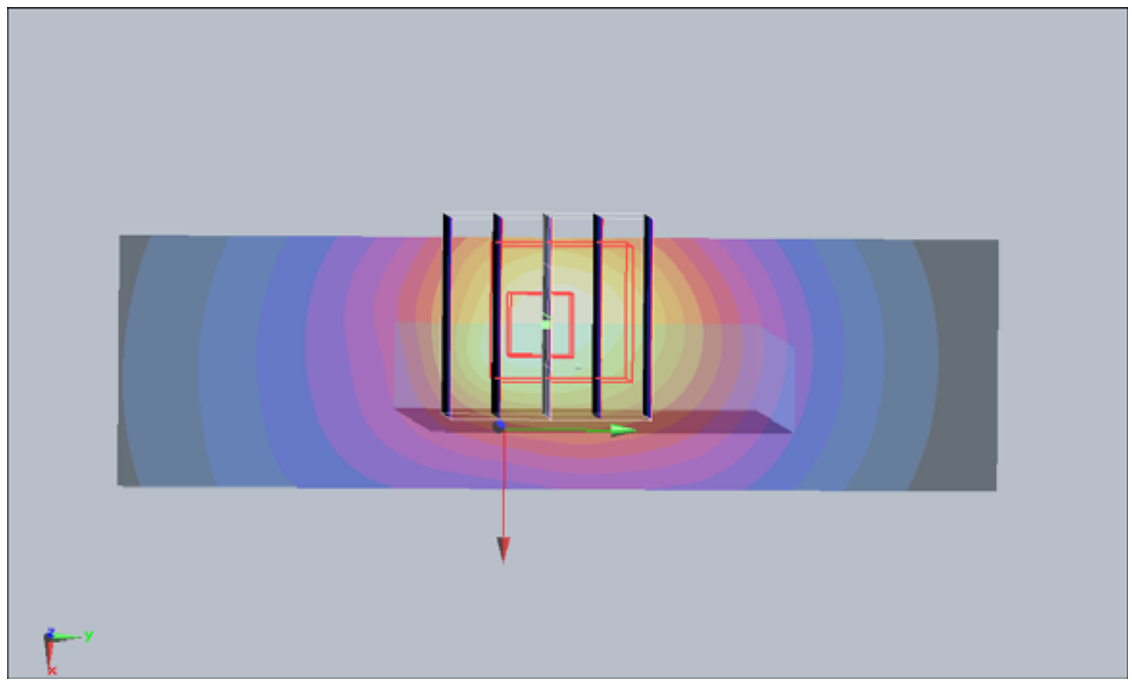
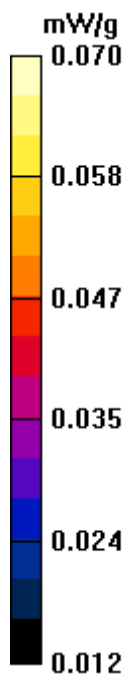
**Ch128/Zoom Scan (5x5x7)/Cube 0:** Measurement grid: dx=8mm, dy=8mm, dz=5mm

Reference Value = 8.69 V/m; Power Drift = 0.092 dB

Peak SAR (extrapolated) = 0.151 W/kg

**SAR(1 g) = 0.071 mW/g; SAR(10 g) = 0.042 mW/g**

Maximum value of SAR (measured) = 0.076 mW/g



**#01 GSM1900\_GPRS12\_Rear Face\_1cm\_Ch661**

**DUT: 130415**

Communication System: PCS; Frequency: 1880 MHz; Duty Cycle: 1:2

Medium: MSL\_1900\_110319 Medium parameters used:  $f = 1880$  MHz;  $\sigma = 1.48$  mho/m;  $\epsilon_r = 53.4$ ;  $\rho = 1000$  kg/m<sup>3</sup>

Ambient Temperature : 22.6 °C; Liquid Temperature : 21.6 °C

**DASY5 Configuration:**

- Probe: ET3DV6 - SN1788; ConvF(4.39, 4.39, 4.39); Calibrated: 2010/9/21
- Sensor-Surface: 4mm (Mechanical Surface Detection)
- Electronics: DAE4 Sn778; Calibrated: 2010/10/22
- Phantom: ELI 4.0; Type: QDOVA001BA; Serial: 1029
- Measurement SW: DASY5, V5.0 Build 125; SEMCAD X Version 13.4 Build 125

**Ch661/Area Scan (41x71x1):** Measurement grid: dx=20mm, dy=20mm

Maximum value of SAR (interpolated) = 0.596 mW/g

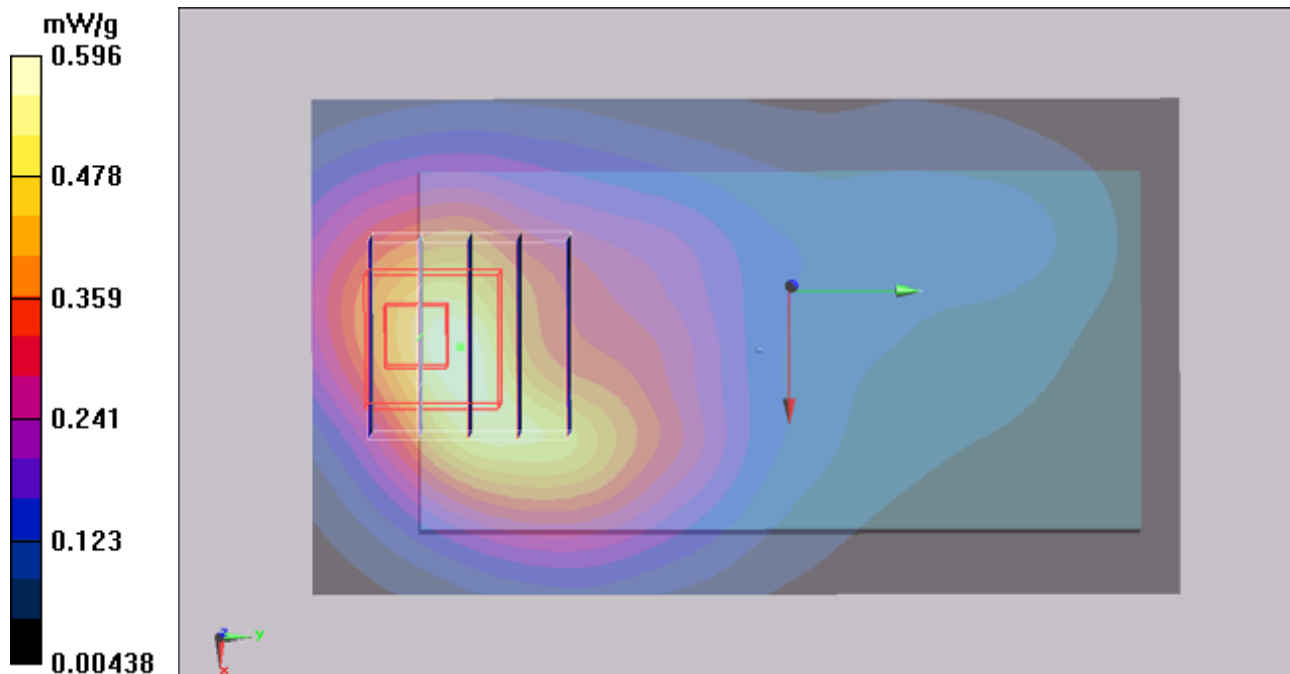
**Ch661/Zoom Scan (5x5x7)/Cube 0:** Measurement grid: dx=8mm, dy=8mm, dz=5mm

Reference Value = 11.7 V/m; Power Drift = -0.136 dB

Peak SAR (extrapolated) = 0.699 W/kg

**SAR(1 g) = 0.521 mW/g; SAR(10 g) = 0.316 mW/g**

Maximum value of SAR (measured) = 0.583 mW/g



**#01 GSM1900\_GPRS12\_Rear Face\_1cm\_Ch661\_2D**

**DUT: 130415**

Communication System: PCS; Frequency: 1880 MHz; Duty Cycle: 1:2

Medium: MSL\_1900\_110319 Medium parameters used:  $f = 1880$  MHz;  $\sigma = 1.48$  mho/m;  $\epsilon_r = 53.4$ ;  $\rho = 1000$  kg/m<sup>3</sup>

Ambient Temperature : 22.6 ; Liquid Temperature : 21.6

DASY5 Configuration:

- Probe: ET3DV6 - SN1788; ConvF(4.39, 4.39, 4.39); Calibrated: 2010/9/21
- Sensor-Surface: 4mm (Mechanical Surface Detection)
- Electronics: DAE4 Sn778; Calibrated: 2010/10/22
- Phantom: ELI 4.0; Type: QDOVA001BA; Serial: 1029
- Measurement SW: DASY5, V5.0 Build 125; SEMCAD X Version 13.4 Build 125

**Ch661/Area Scan (41x71x1):** Measurement grid: dx=20mm, dy=20mm

Maximum value of SAR (interpolated) = 0.596 mW/g

**Ch661/Zoom Scan (5x5x7)/Cube 0:** Measurement grid: dx=8mm, dy=8mm, dz=5mm

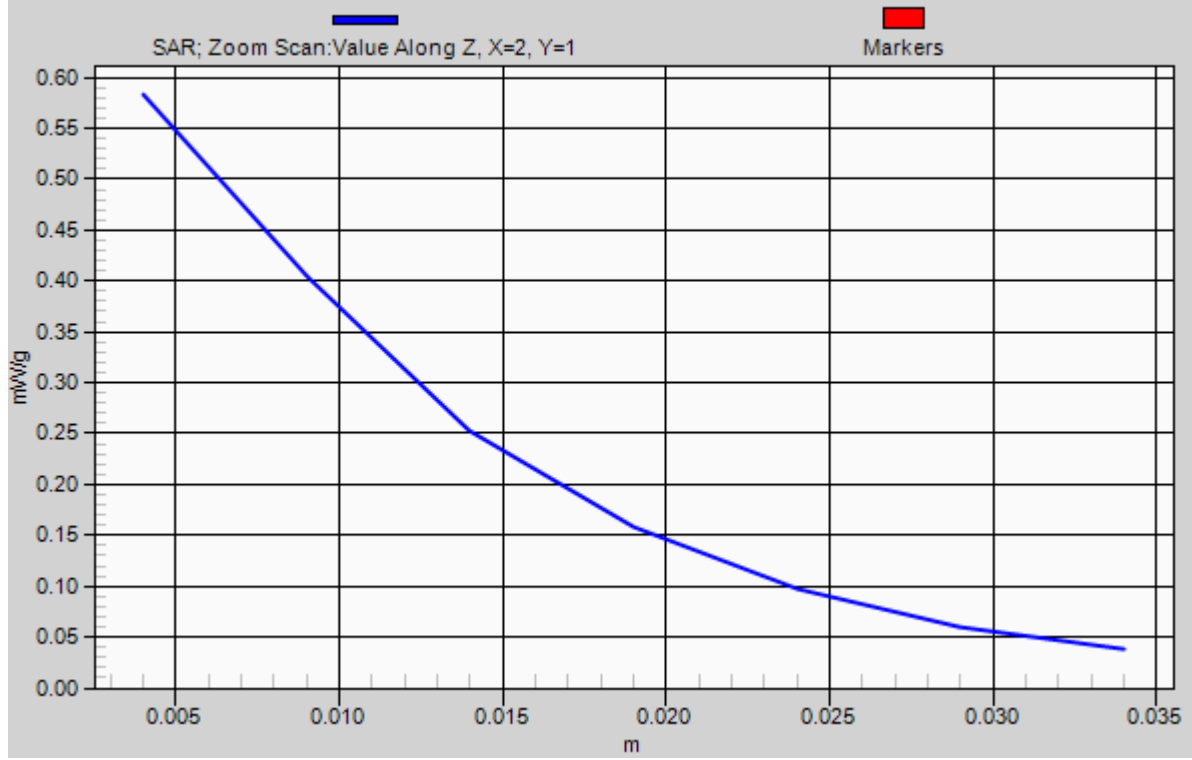
Reference Value = 11.7 V/m; Power Drift = -0.136 dB

Peak SAR (extrapolated) = 0.699 W/kg

**SAR(1 g) = 0.521 mW/g; SAR(10 g) = 0.316 mW/g**

Maximum value of SAR (measured) = 0.583 mW/g

# 1g/10g Averaged SAR



**#02 GSM1900\_GPRS12\_Front Face\_1cm\_Ch661**

**DUT: 130415**

Communication System: PCS; Frequency: 1880 MHz; Duty Cycle: 1:2

Medium: MSL\_1900\_110319 Medium parameters used:  $f = 1880$  MHz;  $\sigma = 1.48$  mho/m;  $\epsilon_r = 53.4$ ;  $\rho = 1000$  kg/m<sup>3</sup>

Ambient Temperature : 22.6 °C; Liquid Temperature : 21.6 °C

DASY5 Configuration:

- Probe: ET3DV6 - SN1788; ConvF(4.39, 4.39, 4.39); Calibrated: 2010/9/21
- Sensor-Surface: 4mm (Mechanical Surface Detection)
- Electronics: DAE4 Sn778; Calibrated: 2010/10/22
- Phantom: ELI 4.0; Type: QDOVA001BA; Serial: 1029
- Measurement SW: DASY5, V5.0 Build 125; SEMCAD X Version 13.4 Build 125

**Ch661/Area Scan (41x71x1):** Measurement grid: dx=20mm, dy=20mm

Maximum value of SAR (interpolated) = 0.438 mW/g

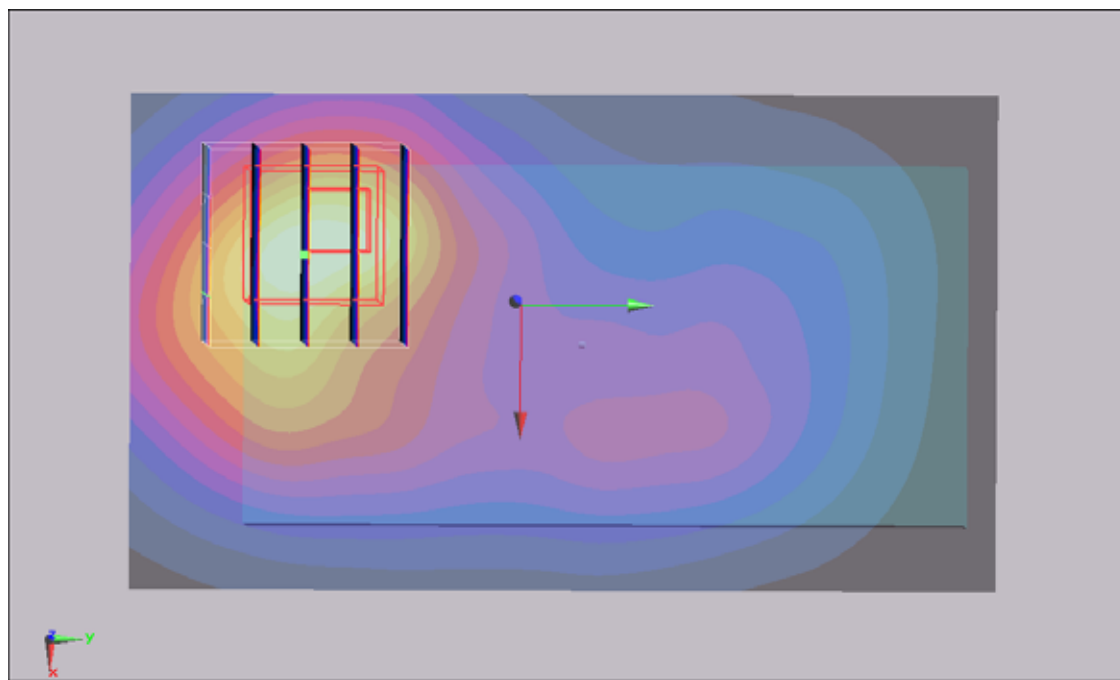
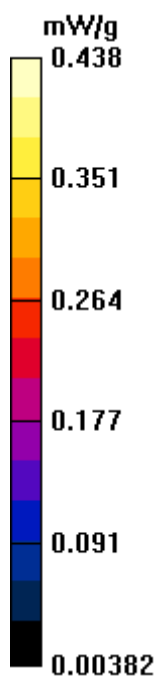
**Ch661/Zoom Scan (5x5x7)/Cube 0:** Measurement grid: dx=8mm, dy=8mm, dz=5mm

Reference Value = 11.3 V/m; Power Drift = -0.069 dB

Peak SAR (extrapolated) = 0.500 W/kg

**SAR(1 g) = 0.354 mW/g; SAR(10 g) = 0.220 mW/g**

Maximum value of SAR (measured) = 0.388 mW/g



**#03 GSM1900\_GPRS12\_Left Side\_1cm\_Ch661**

**DUT: 130415**

Communication System: PCS; Frequency: 1880 MHz; Duty Cycle: 1:2

Medium: MSL\_1900\_110319 Medium parameters used:  $f = 1880$  MHz;  $\sigma = 1.48$  mho/m;  $\epsilon_r = 53.4$ ;  $\rho = 1000$  kg/m<sup>3</sup>

Ambient Temperature : 22.6 °C; Liquid Temperature : 21.6 °C

**DASY5 Configuration:**

- Probe: ET3DV6 - SN1788; ConvF(4.39, 4.39, 4.39); Calibrated: 2010/9/21
- Sensor-Surface: 4mm (Mechanical Surface Detection)
- Electronics: DAE4 Sn778; Calibrated: 2010/10/22
- Phantom: ELI 4.0; Type: QDOVA001BA; Serial: 1029
- Measurement SW: DASY5, V5.0 Build 125; SEMCAD X Version 13.4 Build 125

**Ch661/Area Scan (21x71x1):** Measurement grid: dx=20mm, dy=20mm

Maximum value of SAR (interpolated) = 0.173 mW/g

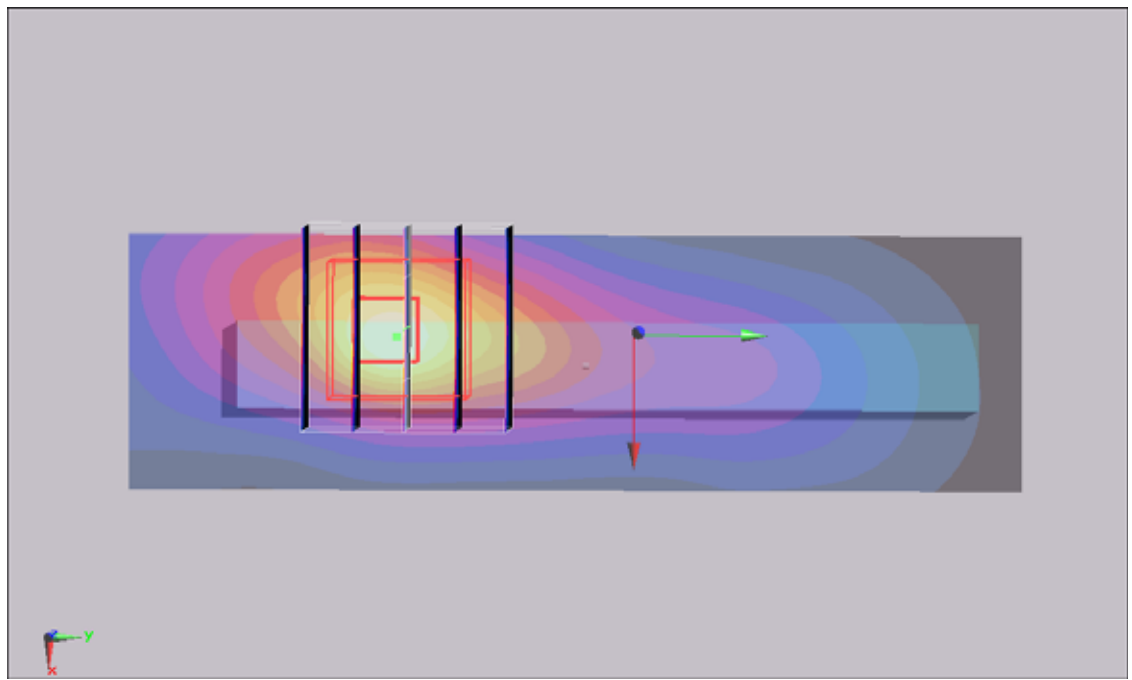
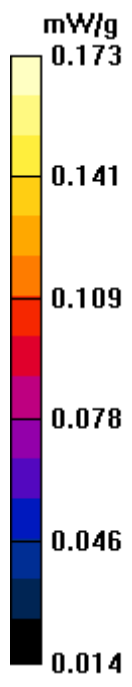
**Ch661/Zoom Scan (5x5x7)/Cube 0:** Measurement grid: dx=8mm, dy=8mm, dz=5mm

Reference Value = 8.67 V/m; Power Drift = -0.139 dB

Peak SAR (extrapolated) = 0.225 W/kg

**SAR(1 g) = 0.158 mW/g; SAR(10 g) = 0.094 mW/g**

Maximum value of SAR (measured) = 0.174 mW/g



**#04 GSM1900\_GPRS12\_Right Side\_1cm\_Ch661**

**DUT: 130415**

Communication System: PCS; Frequency: 1880 MHz; Duty Cycle: 1:2

Medium: MSL\_1900\_110319 Medium parameters used:  $f = 1880$  MHz;  $\sigma = 1.48$  mho/m;  $\epsilon_r = 53.4$ ;  $\rho = 1000$  kg/m<sup>3</sup>

Ambient Temperature : 22.6 °C ; Liquid Temperature : 21.6 °C

DASY5 Configuration:

- Probe: ET3DV6 - SN1788; ConvF(4.39, 4.39, 4.39); Calibrated: 2010/9/21
- Sensor-Surface: 4mm (Mechanical Surface Detection)
- Electronics: DAE4 Sn778; Calibrated: 2010/10/22
- Phantom: ELI 4.0; Type: QDOVA001BA; Serial: 1029
- Measurement SW: DASY5, V5.0 Build 125; SEMCAD X Version 13.4 Build 125

**Ch661/Area Scan (41x71x1):** Measurement grid: dx=20mm, dy=20mm

Maximum value of SAR (interpolated) = 0.162 mW/g

**Ch661/Zoom Scan (5x5x7)/Cube 0:** Measurement grid: dx=8mm, dy=8mm, dz=5mm

Reference Value = 9.95 V/m; Power Drift = 0.030 dB

Peak SAR (extrapolated) = 0.200 W/kg

**SAR(1 g) = 0.146 mW/g; SAR(10 g) = 0.090 mW/g**

Maximum value of SAR (measured) = 0.161 mW/g

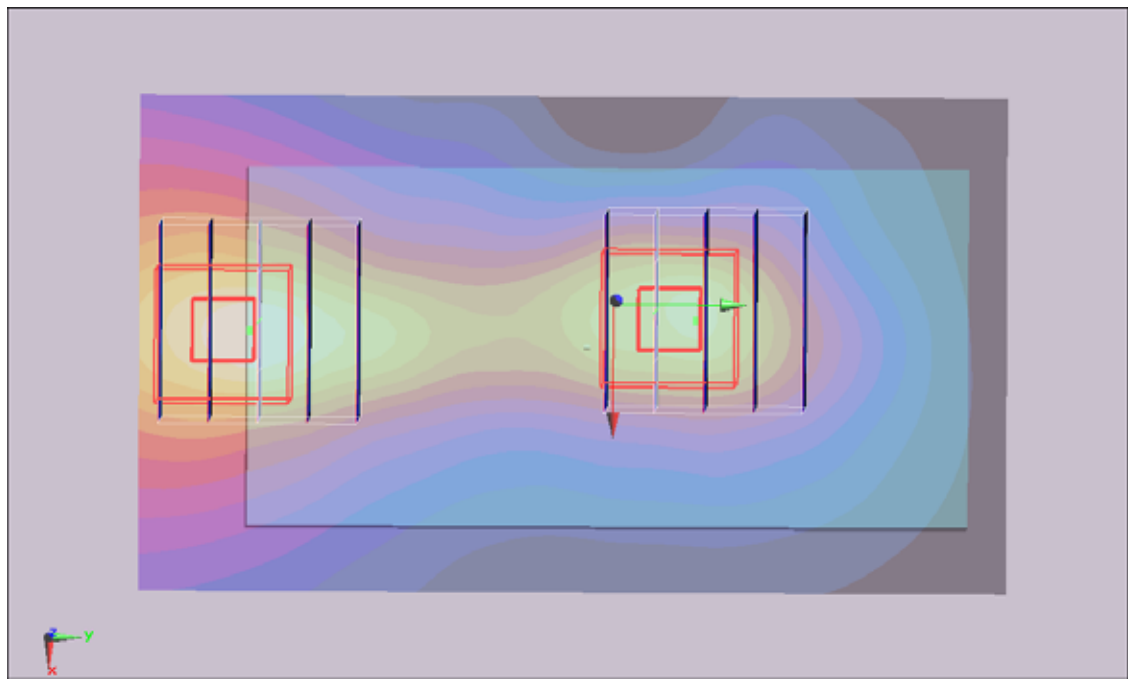
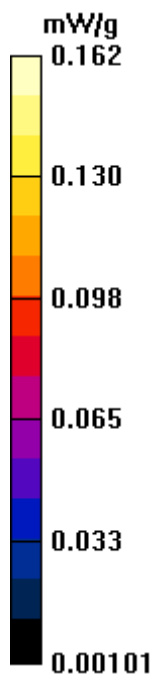
**Ch661/Zoom Scan (5x5x7)/Cube 1:** Measurement grid: dx=8mm, dy=8mm, dz=5mm

Reference Value = 9.95 V/m; Power Drift = 0.030 dB

Peak SAR (extrapolated) = 0.190 W/kg

**SAR(1 g) = 0.128 mW/g; SAR(10 g) = 0.081 mW/g**

Maximum value of SAR (measured) = 0.138 mW/g



**#06 GSM1900\_GPRS12\_Bottom Side\_1cm\_Ch661**

**DUT: 130415**

Communication System: PCS; Frequency: 1880 MHz; Duty Cycle: 1:2

Medium: MSL\_1900\_110319 Medium parameters used:  $f = 1880$  MHz;  $\sigma = 1.48$  mho/m;  $\epsilon_r = 53.4$ ;  $\rho = 1000$

kg/m<sup>3</sup>

Ambient Temperature : 22.6 ; Liquid Temperature : 21.6

DASY5 Configuration:

- Probe: ET3DV6 - SN1788; ConvF(4.39, 4.39, 4.39); Calibrated: 2010/9/21
- Sensor-Surface: 4mm (Mechanical Surface Detection)
- Electronics: DAE4 Sn778; Calibrated: 2010/10/22
- Phantom: ELI 4.0; Type: QDOVA001BA; Serial: 1029
- Measurement SW: DASY5, V5.0 Build 125; SEMCAD X Version 13.4 Build 125

**Ch661/Area Scan (21x41x1):** Measurement grid: dx=20mm, dy=20mm

Maximum value of SAR (interpolated) = 0.183 mW/g

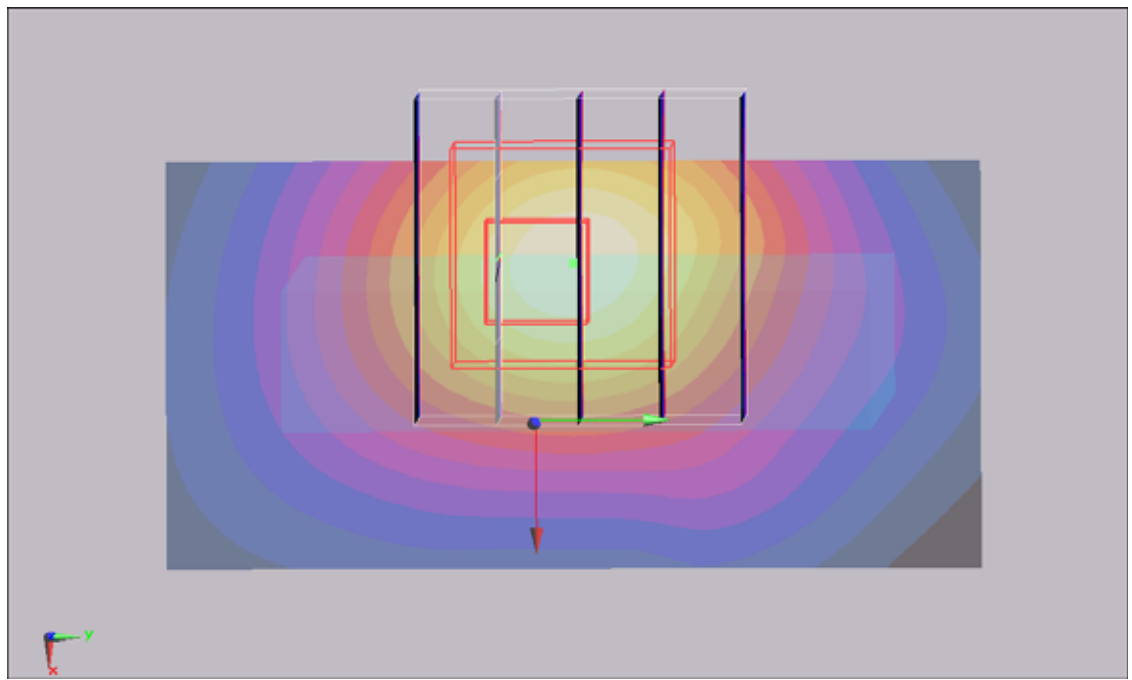
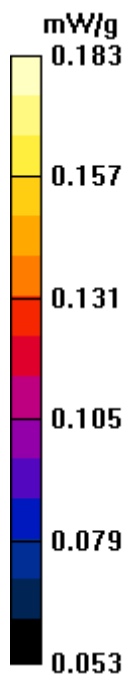
**Ch661/Zoom Scan (5x5x7)/Cube 0:** Measurement grid: dx=8mm, dy=8mm, dz=5mm

Reference Value = 11.3 V/m; Power Drift = 0.168 dB

Peak SAR (extrapolated) = 0.293 W/kg

**SAR(1 g) = 0.190 mW/g; SAR(10 g) = 0.124 mW/g**

Maximum value of SAR (measured) = 0.205 mW/g



**#42 WCDMA V\_RMC12.2K\_Rear Face\_1cm\_Ch4182**

**DUT: 130415**

Communication System: WCDMA; Frequency: 836.4 MHz; Duty Cycle: 1:1

Medium: MSL\_850\_110320 Medium parameters used:  $f = 836.4$  MHz;  $\sigma = 0.965$  mho/m;  $\epsilon_r = 54.5$ ;  $\rho = 1000$

kg/m<sup>3</sup>

Ambient Temperature : 22.5 ; Liquid Temperature : 21.6

DASY5 Configuration:

- Probe: ET3DV6 - SN1788; ConvF(5.99, 5.99, 5.99); Calibrated: 2010/9/21

- Sensor-Surface: 4mm (Mechanical Surface Detection)

- Electronics: DAE4 Sn778; Calibrated: 2010/10/22

- Phantom: SAM-Back; Type: QD 000 P40 C; Serial: TP-1383

- Measurement SW: DASY5, V5.0 Build 125; SEMCAD X Version 13.4 Build 125

**Ch4182/Area Scan (41x71x1):** Measurement grid: dx=20mm, dy=20mm

Maximum value of SAR (interpolated) = 1.15 mW/g

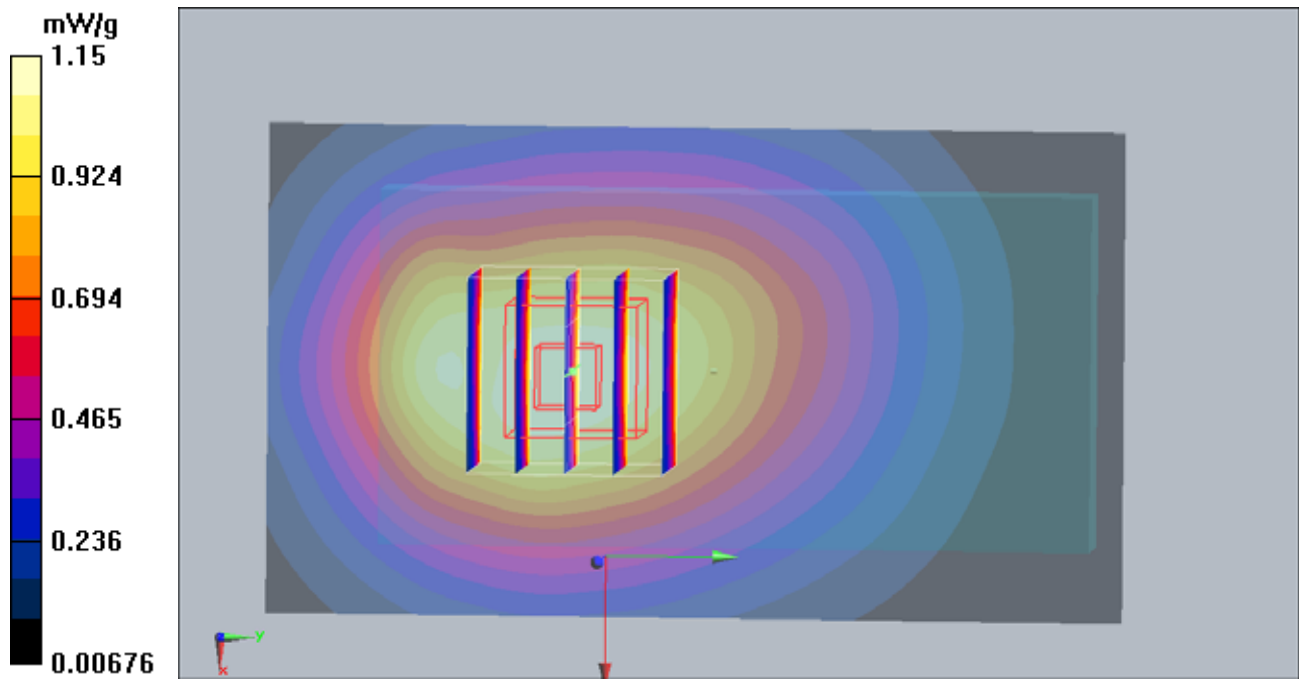
**Ch4182/Zoom Scan (5x5x7)/Cube 0:** Measurement grid: dx=8mm, dy=8mm, dz=5mm

Reference Value = 31.9 V/m; Power Drift = -0.039 dB

Peak SAR (extrapolated) = 1.4 W/kg

**SAR(1 g) = 1.11 mW/g; SAR(10 g) = 0.811 mW/g**

Maximum value of SAR (measured) = 1.18 mW/g



**#42 WCDMA V\_RMC12.2K\_Rear Face\_1cm\_Ch4182\_2D**

**DUT: 130415**

Communication System: WCDMA; Frequency: 836.4 MHz; Duty Cycle: 1:1

Medium: MSL\_850\_110320 Medium parameters used:  $f = 836.4$  MHz;  $\sigma = 0.965$  mho/m;  $\epsilon_r = 54.5$ ;  $\rho = 1000$  kg/m<sup>3</sup>

Ambient Temperature : 22.5 ; Liquid Temperature : 21.6

DASY5 Configuration:

- Probe: ET3DV6 - SN1788; ConvF(5.99, 5.99, 5.99); Calibrated: 2010/9/21
- Sensor-Surface: 4mm (Mechanical Surface Detection)
- Electronics: DAE4 Sn778; Calibrated: 2010/10/22
- Phantom: SAM-Back; Type: QD 000 P40 C; Serial: TP-1383
- Measurement SW: DASY5, V5.0 Build 125; SEMCAD X Version 13.4 Build 125

**Ch4182/Area Scan (41x71x1):** Measurement grid: dx=20mm, dy=20mm

Maximum value of SAR (interpolated) = 1.15 mW/g

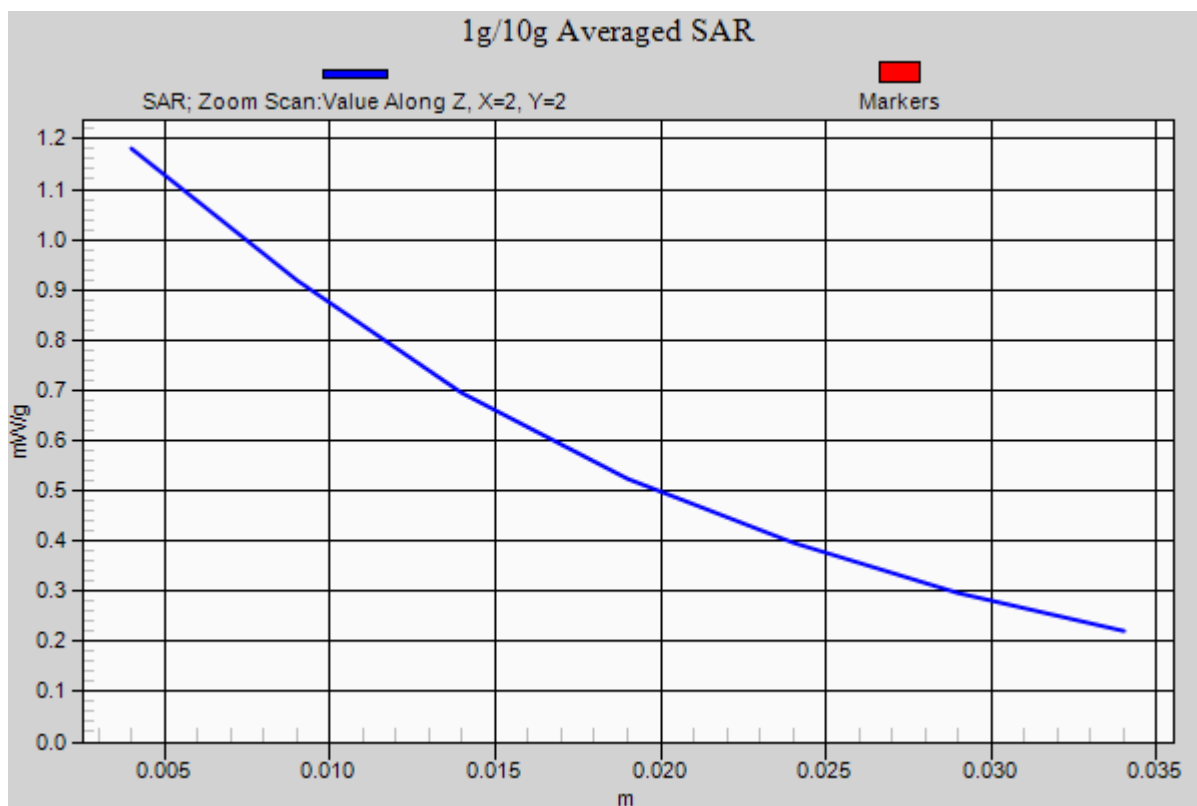
**Ch4182/Zoom Scan (5x5x7)/Cube 0:** Measurement grid: dx=8mm, dy=8mm, dz=5mm

Reference Value = 31.9 V/m; Power Drift = -0.039 dB

Peak SAR (extrapolated) = 1.4 W/kg

**SAR(1 g) = 1.11 mW/g; SAR(10 g) = 0.811 mW/g**

Maximum value of SAR (measured) = 1.18 mW/g



**#37 WCDMA V\_RMC12.2K\_Front Face\_1cm\_Ch4132**

**DUT: 130415**

Communication System: WCDMA; Frequency: 826.4 MHz; Duty Cycle: 1:1

Medium: MSL\_850\_110320 Medium parameters used:  $f = 826.4$  MHz;  $\sigma = 0.955$  mho/m;  $\epsilon_r = 54.6$ ;  $\rho = 1000$

kg/m<sup>3</sup>

Ambient Temperature : 22.7 ; Liquid Temperature : 21.6

DASY5 Configuration:

- Probe: ET3DV6 - SN1788; ConvF(5.99, 5.99, 5.99); Calibrated: 2010/9/21

- Sensor-Surface: 4mm (Mechanical Surface Detection)

- Electronics: DAE4 Sn778; Calibrated: 2010/10/22

- Phantom: SAM-Back; Type: QD 000 P40 C; Serial: TP-1383

- Measurement SW: DASY5, V5.0 Build 125; SEMCAD X Version 13.4 Build 125

**Ch4132/Area Scan (41x71x1):** Measurement grid: dx=20mm, dy=20mm

Maximum value of SAR (interpolated) = 0.763 mW/g

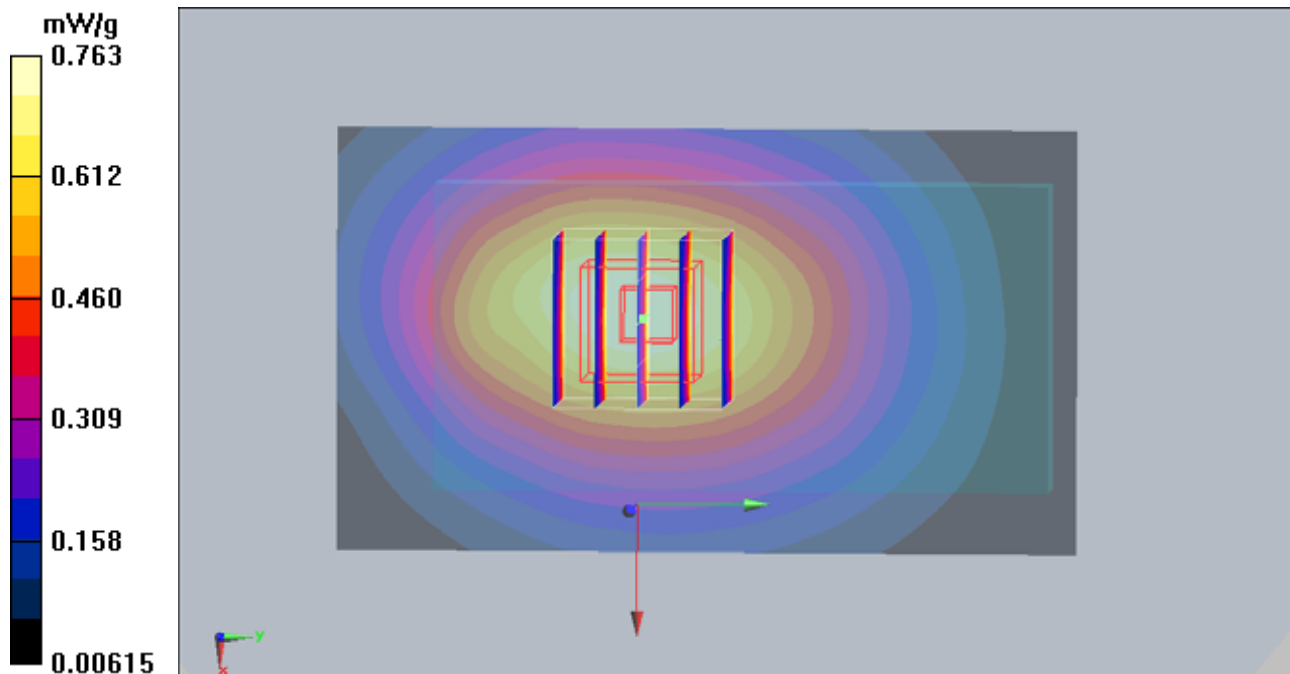
**Ch4132/Zoom Scan (5x5x7)/Cube 0:** Measurement grid: dx=8mm, dy=8mm, dz=5mm

Reference Value = 27.7 V/m; Power Drift = -0.017 dB

Peak SAR (extrapolated) = 0.864 W/kg

**SAR(1 g) = 0.712 mW/g; SAR(10 g) = 0.530 mW/g**

Maximum value of SAR (measured) = 0.754 mW/g



**#38 WCDMA V\_RMC12.2K\_Left Side\_1cm\_Ch4132**

**DUT: 130415**

Communication System: WCDMA; Frequency: 826.4 MHz; Duty Cycle: 1:1

Medium: MSL\_850\_110320 Medium parameters used:  $f = 826.4$  MHz;  $\sigma = 0.955$  mho/m;  $\epsilon_r = 54.6$ ;  $\rho = 1000$

kg/m<sup>3</sup>

Ambient Temperature : 22.5 ; Liquid Temperature : 21.6

DASY5 Configuration:

- Probe: ET3DV6 - SN1788; ConvF(5.99, 5.99, 5.99); Calibrated: 2010/9/21
- Sensor-Surface: 4mm (Mechanical Surface Detection)
- Electronics: DAE4 Sn778; Calibrated: 2010/10/22
- Phantom: SAM-Back; Type: QD 000 P40 C; Serial: TP-1383
- Measurement SW: DASY5, V5.0 Build 125; SEMCAD X Version 13.4 Build 125

**Ch4132/Area Scan (41x71x1):** Measurement grid: dx=20mm, dy=20mm

Maximum value of SAR (interpolated) = 0.515 mW/g

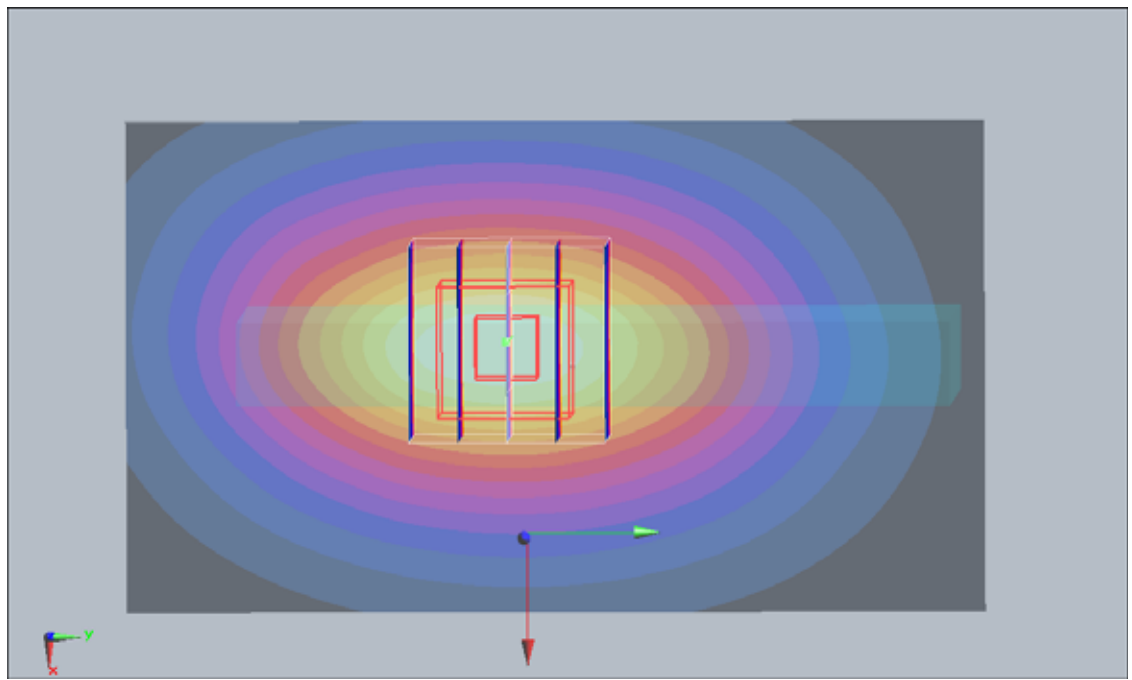
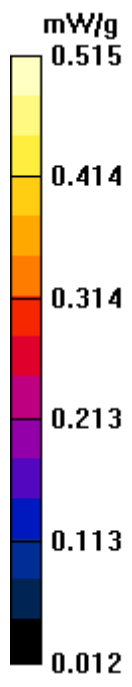
**Ch4132/Zoom Scan (5x5x7)/Cube 0:** Measurement grid: dx=8mm, dy=8mm, dz=5mm

Reference Value = 23.4 V/m; Power Drift = 0.00584 dB

Peak SAR (extrapolated) = 0.635 W/kg

**SAR(1 g) = 0.480 mW/g; SAR(10 g) = 0.335 mW/g**

Maximum value of SAR (measured) = 0.513 mW/g



**#39 WCDMA V\_RMC12.2K\_Right Side\_1cm\_Ch4132**

**DUT: 130415**

Communication System: WCDMA; Frequency: 826.4 MHz; Duty Cycle: 1:1

Medium: MSL\_850\_110320 Medium parameters used:  $f = 826.4$  MHz;  $\sigma = 0.955$  mho/m;  $\epsilon_r = 54.6$ ;  $\rho = 1000$

kg/m<sup>3</sup>

Ambient Temperature : 22.7 ; Liquid Temperature : 21.6

DASY5 Configuration:

- Probe: ET3DV6 - SN1788; ConvF(5.99, 5.99, 5.99); Calibrated: 2010/9/21

- Sensor-Surface: 4mm (Mechanical Surface Detection)

- Electronics: DAE4 Sn778; Calibrated: 2010/10/22

- Phantom: SAM-Back; Type: QD 000 P40 C; Serial: TP-1383

- Measurement SW: DASY5, V5.0 Build 125; SEMCAD X Version 13.4 Build 125

**Ch4132/Area Scan (41x71x1):** Measurement grid: dx=20mm, dy=20mm

Maximum value of SAR (interpolated) = 0.556 mW/g

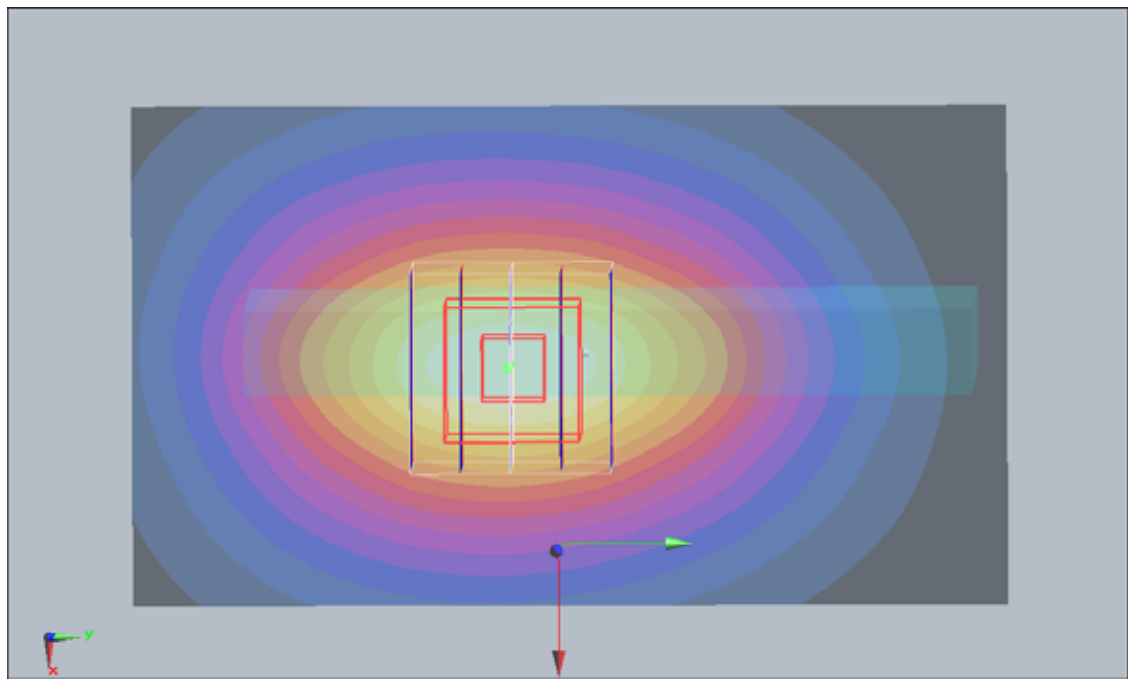
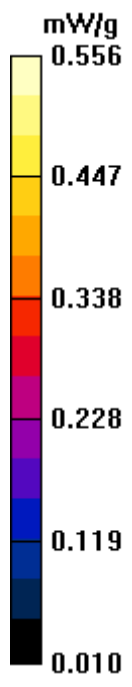
**Ch4132/Zoom Scan (5x5x7)/Cube 0:** Measurement grid: dx=8mm, dy=8mm, dz=5mm

Reference Value = 24.5 V/m; Power Drift = -0.035 dB

Peak SAR (extrapolated) = 0.676 W/kg

**SAR(1 g) = 0.521 mW/g; SAR(10 g) = 0.370 mW/g**

Maximum value of SAR (measured) = 0.555 mW/g



**#41 WCDMA V\_RMC12.2K\_Bottom Side\_1cm\_Ch4132**

**DUT: 130415**

Communication System: WCDMA; Frequency: 826.4 MHz; Duty Cycle: 1:1

Medium: MSL\_850\_110320 Medium parameters used:  $f = 826.4$  MHz;  $\sigma = 0.955$  mho/m;  $\epsilon_r = 54.6$ ;  $\rho = 1000$

kg/m<sup>3</sup>

Ambient Temperature : 22.7 ; Liquid Temperature : 21.6

DASY5 Configuration:

- Probe: ET3DV6 - SN1788; ConvF(5.99, 5.99, 5.99); Calibrated: 2010/9/21

- Sensor-Surface: 4mm (Mechanical Surface Detection)

- Electronics: DAE4 Sn778; Calibrated: 2010/10/22

- Phantom: SAM-Back; Type: QD 000 P40 C; Serial: TP-1383

- Measurement SW: DASY5, V5.0 Build 125; SEMCAD X Version 13.4 Build 125

**Ch4132/Area Scan (31x41x1):** Measurement grid: dx=20mm, dy=20mm

Maximum value of SAR (interpolated) = 0.072 mW/g

**Ch4132/Zoom Scan (5x5x7)/Cube 0:** Measurement grid: dx=8mm, dy=8mm, dz=5mm

Reference Value = 8.93 V/m; Power Drift = 0.016 dB

Peak SAR (extrapolated) = 0.128 W/kg

**SAR(1 g) = 0.069 mW/g; SAR(10 g) = 0.042 mW/g**

Maximum value of SAR (measured) = 0.071 mW/g

