

#32 GSM850_Left Cheek_Ch251

DUT: 132917

Communication System: Generic GSM; Frequency: 848.8 MHz; Duty Cycle: 1:8.3

Medium: HSL_835_110403 Medium parameters used: $f = 849$ MHz; $\sigma = 0.917$ mho/m; $\epsilon_r = 41.4$; $\rho = 1000$ kg/m³

Ambient Temperature : 23.5 °C ; Liquid Temperature : 21.4 °C

DASY5 Configuration:

- Probe: ES3DV3 - SN3071; ConvF(5.81, 5.81, 5.81); Calibrated: 2010-6-22
- Sensor-Surface: 4mm (Mechanical Surface Detection)
- Electronics: DAE4 Sn1210; Calibrated: 2010-11-18
- Phantom: SAM1; Type: SAM; Serial: TP-1479
- Measurement SW: DASY5, V5.2 Build 162; SEMCAD X Version 14.0 Build 57

Ch251/Area Scan (51x81x1): Measurement grid: dx=15mm, dy=15mm

Maximum value of SAR (interpolated) = 0.850 mW/g

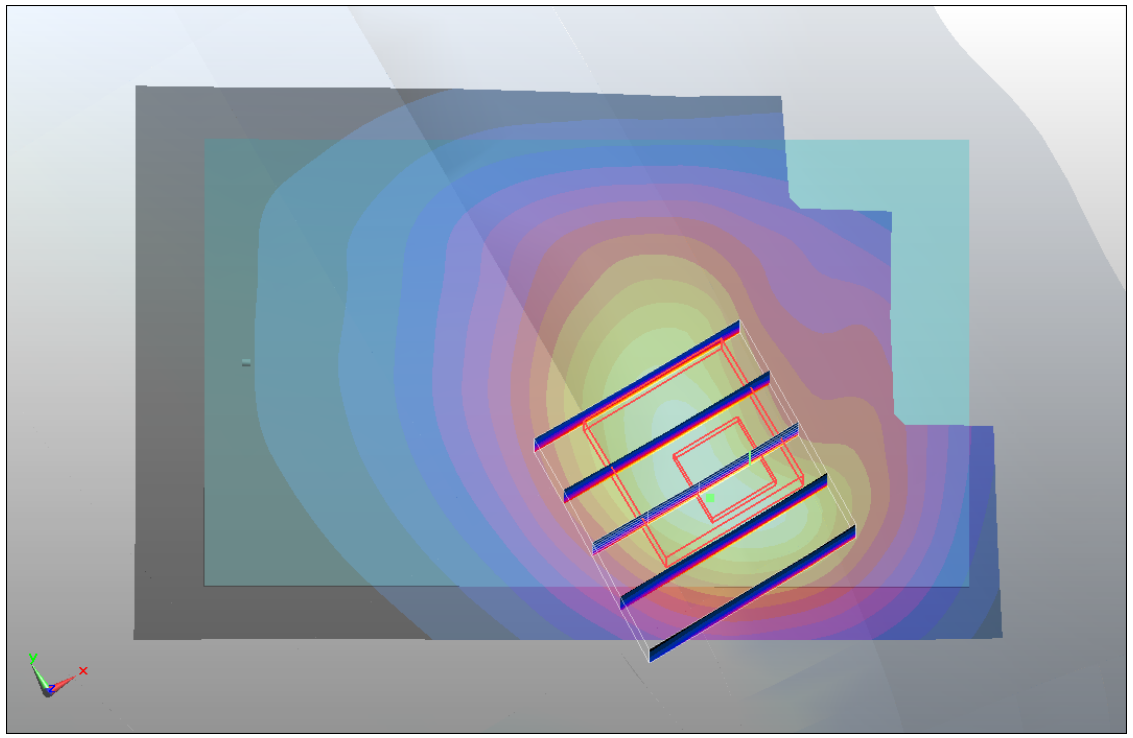
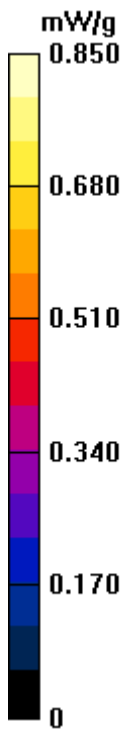
Ch251/Zoom Scan (5x5x7)/Cube 0: Measurement grid: dx=8mm, dy=8mm, dz=5mm

Reference Value = 8.27 V/m; Power Drift = -0.023 dB

Peak SAR (extrapolated) = 1.41 W/kg

SAR(1 g) = 0.836 mW/g; SAR(10 g) = 0.517 mW/g

Maximum value of SAR (measured) = 0.908 mW/g



#32 GSM850_Left Cheek_Ch251_2D

DUT: 132917

Communication System: Generic GSM; Frequency: 848.8 MHz; Duty Cycle: 1:8.3

Medium: HSL_835_110403 Medium parameters used: $f = 849$ MHz; $\sigma = 0.917$ mho/m; $\epsilon_r = 41.4$; $\rho = 1000$ kg/m³

Ambient Temperature : 23.5 °C ; Liquid Temperature : 21.4 °C

DASY5 Configuration:

- Probe: ES3DV3 - SN3071; ConvF(5.81, 5.81, 5.81); Calibrated: 2010-6-22
- Sensor-Surface: 4mm (Mechanical Surface Detection)
- Electronics: DAE4 Sn1210; Calibrated: 2010-11-18
- Phantom: SAM1; Type: SAM; Serial: TP-1479
- Measurement SW: DASY5, V5.2 Build 157; SEMCAD X Version 14.0 Build 57

Ch251/Area Scan (51x81x1): Measurement grid: dx=15mm, dy=15mm

Maximum value of SAR (interpolated) = 0.850 mW/g

Ch251/Zoom Scan (5x5x7)/Cube 0: Measurement grid: dx=8mm, dy=8mm, dz=5mm

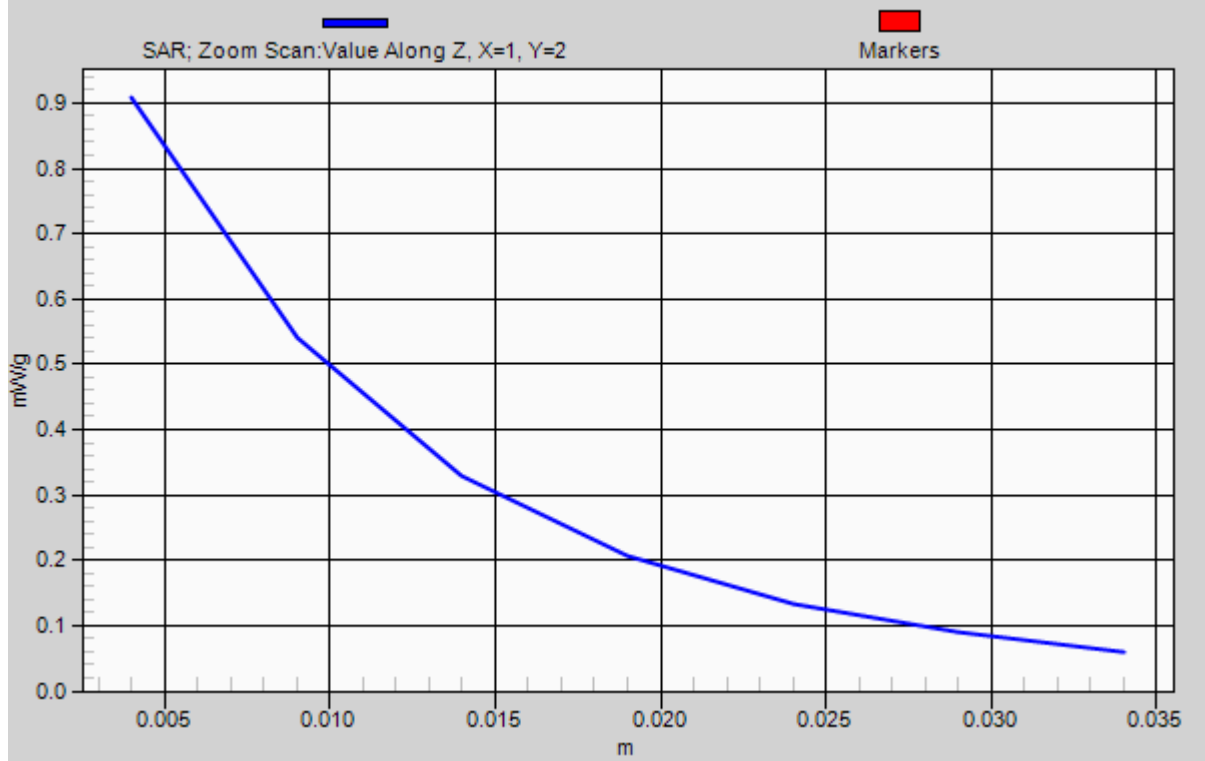
Reference Value = 8.27 V/m; Power Drift = -0.023 dB

Peak SAR (extrapolated) = 1.41 W/kg

SAR(1 g) = 0.836 mW/g; SAR(10 g) = 0.517 mW/g

Maximum value of SAR (measured) = 0.908 mW/g

1g/10g Averaged SAR



#23 GSM1900_Left Cheek_Ch512

DUT: 132917-01

Communication System: PCS; Frequency: 1850.2 MHz; Duty Cycle: 1:8.3

Medium: HSL_1900_110407 Medium parameters used: $f = 1850.2$ MHz; $\sigma = 1.38$ mho/m; $\epsilon_r = 39.2$;

$\rho = 1000$ kg/m³

Ambient Temperature : 22.5 °C; Liquid Temperature : 21.3 °C

DASY4 Configuration:

- Probe: ET3DV6 - SN1788; ConvF(5.03, 5.03, 5.03); Calibrated: 2010/9/21
- Sensor-Surface: 4mm (Mechanical Surface Detection)
- Electronics: DAE3 Sn577; Calibrated: 2011/1/13
- Phantom: SAM-Left; Type: QD 000 P40 C; Serial: TP-1477
- Measurement SW: DASY4, V4.7 Build 80; Postprocessing SW: SEMCAD, V1.8 Build 186

Ch512/Area Scan (41x61x1): Measurement grid: dx=20mm, dy=20mm

Maximum value of SAR (interpolated) = 1.64 mW/g


Ch512/Zoom Scan (5x5x7)/Cube 0: Measurement grid: dx=8mm, dy=8mm, dz=5mm

Reference Value = 10.6 V/m; Power Drift = -0.035 dB

Peak SAR (extrapolated) = 2.37 W/kg

SAR(1 g) = 1.44 mW/g; SAR(10 g) = 0.809 mW/g

Maximum value of SAR (measured) = 1.58 mW/g



#23 GSM1900_Left Cheek_Ch512_2D

DUT: 132917-01

Communication System: PCS; Frequency: 1850.2 MHz; Duty Cycle: 1:8.3

Medium: HSL_1900_110407 Medium parameters used: $f = 1850.2$ MHz; $\sigma = 1.38$ mho/m; $\epsilon_r = 39.2$;

$\rho = 1000$ kg/m³

Ambient Temperature : 22.5 °C ; Liquid Temperature : 21.3 °C

DASY4 Configuration:

- Probe: ET3DV6 - SN1788; ConvF(5.03, 5.03, 5.03); Calibrated: 2010/9/21
- Sensor-Surface: 4mm (Mechanical Surface Detection)
- Electronics: DAE3 Sn577; Calibrated: 2011/1/13
- Phantom: SAM-Left; Type: QD 000 P40 C; Serial: TP-1477
- Measurement SW: DASY4, V4.7 Build 80; Postprocessing SW: SEMCAD, V1.8 Build 186

Ch512/Area Scan (41x61x1): Measurement grid: dx=20mm, dy=20mm

Maximum value of SAR (interpolated) = 1.64 mW/g

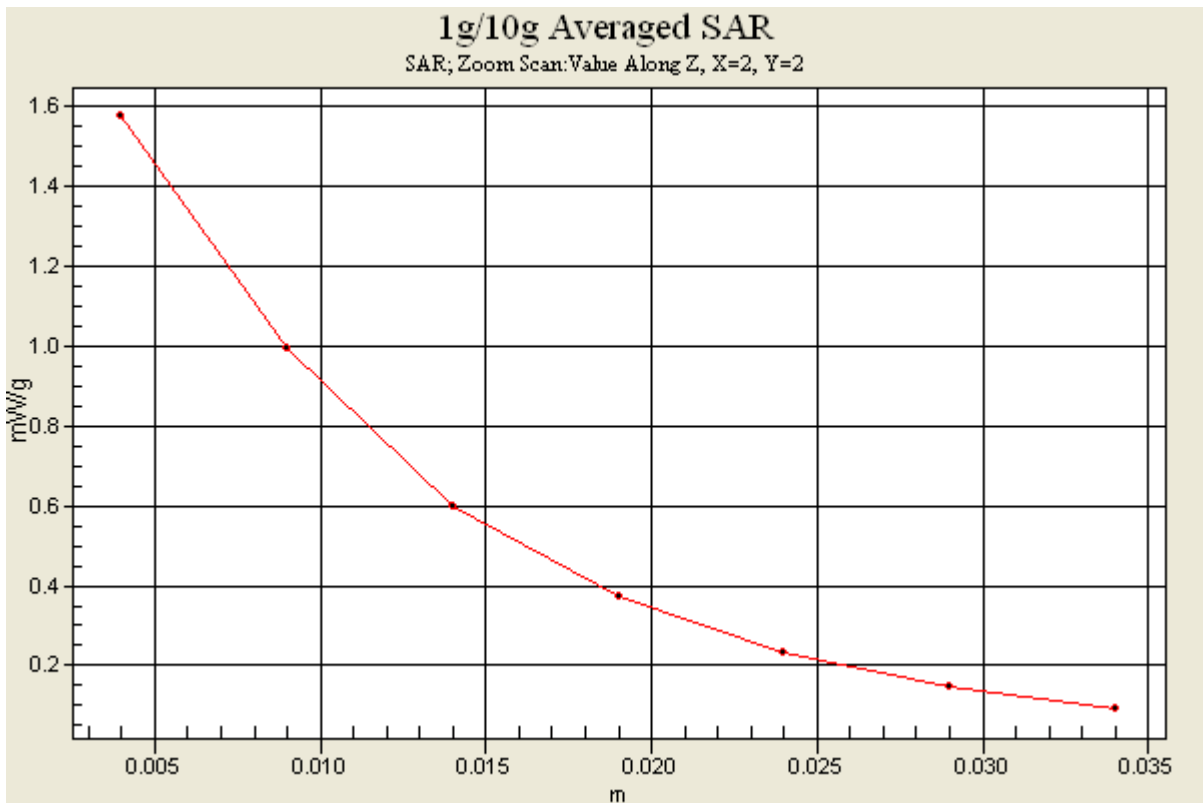
Ch512/Zoom Scan (5x5x7)/Cube 0: Measurement grid: dx=8mm, dy=8mm, dz=5mm

Reference Value = 10.6 V/m; Power Drift = -0.035 dB

Peak SAR (extrapolated) = 2.37 W/kg

SAR(1 g) = 1.44 mW/g; SAR(10 g) = 0.809 mW/g

Maximum value of SAR (measured) = 1.58 mW/g



#24 GSM1900_Left Cheek_Ch661

DUT: 132917-01

Communication System: PCS; Frequency: 1880 MHz; Duty Cycle: 1:8.3

Medium: HSL_1900_110407 Medium parameters used: $f = 1880$ MHz; $\sigma = 1.43$ mho/m; $\epsilon_r = 39$; $\rho = 1000$ kg/m³

Ambient Temperature : 22.5 °C; Liquid Temperature : 21.4 °C

DASY4 Configuration:

- Probe: ET3DV6 - SN1788; ConvF(5.03, 5.03, 5.03); Calibrated: 2010/9/21
- Sensor-Surface: 4mm (Mechanical Surface Detection)
- Electronics: DAE3 Sn577; Calibrated: 2011/1/13
- Phantom: SAM-Left; Type: QD 000 P40 C; Serial: TP-1477
- Measurement SW: DASY4, V4.7 Build 80; Postprocessing SW: SEMCAD, V1.8 Build 186

Ch661/Area Scan (41x61x1): Measurement grid: dx=20mm, dy=20mm

Maximum value of SAR (interpolated) = 1.57 mW/g

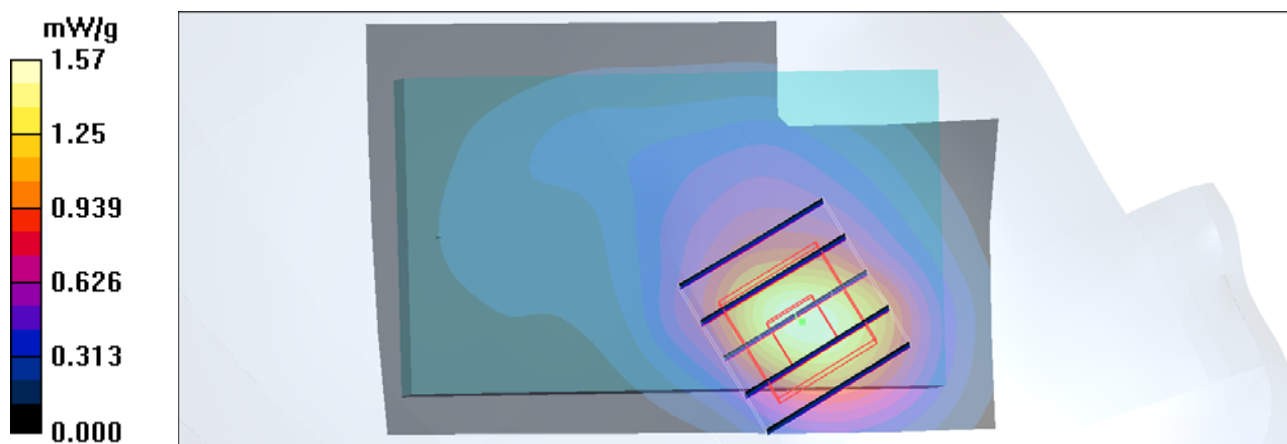
Ch661/Zoom Scan (5x5x7)/Cube 0: Measurement grid: dx=8mm, dy=8mm, dz=5mm

Reference Value = 10.8 V/m; Power Drift = -0.015 dB

Peak SAR (extrapolated) = 2.26 W/kg

SAR(1 g) = 1.39 mW/g; SAR(10 g) = 0.782 mW/g

Maximum value of SAR (measured) = 1.53 mW/g



#25 GSM1900_Left Cheek_Ch810

DUT: 132917-01

Communication System: PCS; Frequency: 1909.8 MHz; Duty Cycle: 1:8.3

Medium: HSL_1900_110407 Medium parameters used: $f = 1910 \text{ MHz}$; $\sigma = 1.47 \text{ mho/m}$; $\epsilon_r = 38.9$; $\rho = 1000 \text{ kg/m}^3$

Ambient Temperature : 22.5 °C; Liquid Temperature : 21.3 °C

DASY4 Configuration:

- Probe: ET3DV6 - SN1788; ConvF(5.03, 5.03, 5.03); Calibrated: 2010/9/21
- Sensor-Surface: 4mm (Mechanical Surface Detection)
- Electronics: DAE3 Sn577; Calibrated: 2011/1/13
- Phantom: SAM-Left; Type: QD 000 P40 C; Serial: TP-1477
- Measurement SW: DASY4, V4.7 Build 80; Postprocessing SW: SEMCAD, V1.8 Build 186

Ch810/Area Scan (41x61x1): Measurement grid: dx=20mm, dy=20mm

Maximum value of SAR (interpolated) = 1.54 mW/g


Ch810/Zoom Scan (5x5x7)/Cube 0: Measurement grid: dx=8mm, dy=8mm, dz=5mm

Reference Value = 11.1 V/m; Power Drift = -0.053 dB

Peak SAR (extrapolated) = 2.27 W/kg

SAR(1 g) = 1.38 mW/g; SAR(10 g) = 0.771 mW/g

Maximum value of SAR (measured) = 1.53 mW/g



#28 GSM850_GPRS10_Bottom_1.5cm_Ch251

DUT: 132917

Communication System: GPRS/EDGE 10; Frequency: 848.8 MHz; Duty Cycle: 1:4

Medium: MSL_835_110406 Medium parameters used: $f = 849$ MHz; $\sigma = 0.989$ mho/m; $\epsilon_r = 54.3$; $\rho = 1000$ kg/m³

Ambient Temperature : 23.6 °C ; Liquid Temperature : 21.5 °C

DASY5 Configuration:

- Probe: ES3DV3 - SN3071; ConvF(5.79, 5.79, 5.79); Calibrated: 2010-6-22
- Sensor-Surface: 4mm (Mechanical Surface Detection)
- Electronics: DAE4 Sn1210; Calibrated: 2010-11-18
- Phantom: SAM1; Type: SAM; Serial: TP-1479
- Measurement SW: DASY5, V5.2 Build 162; SEMCAD X Version 14.0 Build 57

Ch251/Area Scan (51x81x1): Measurement grid: dx=15mm, dy=15mm

Maximum value of SAR (interpolated) = 0.989 mW/g

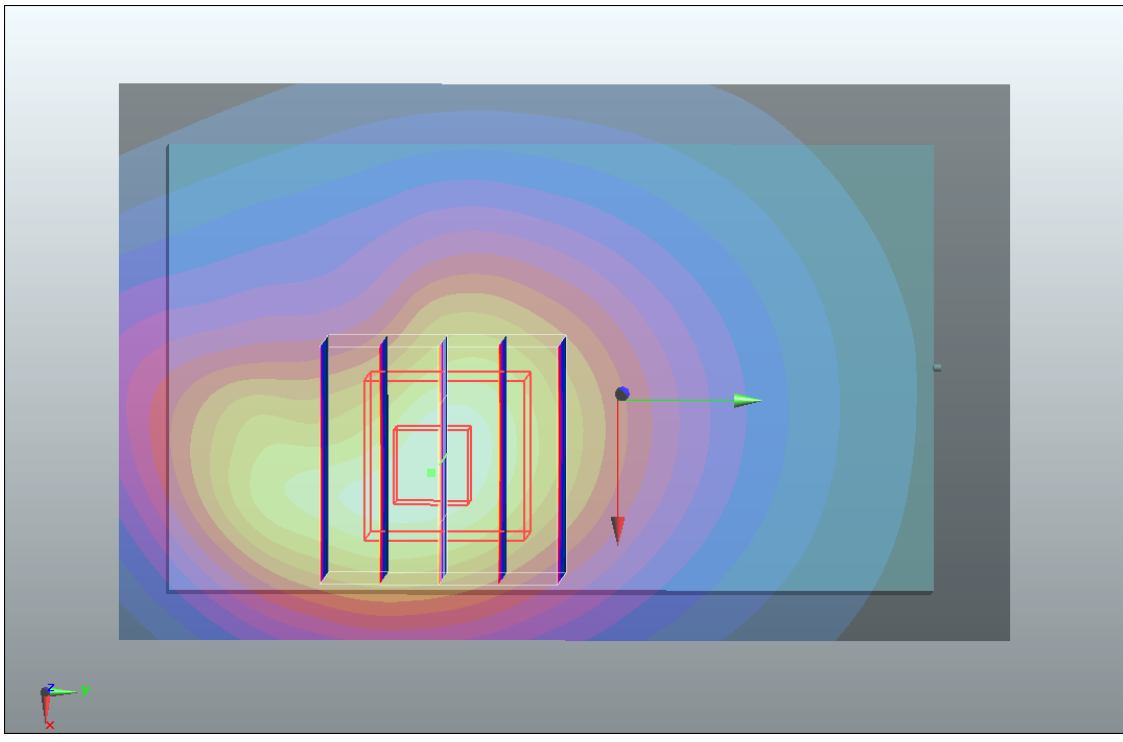
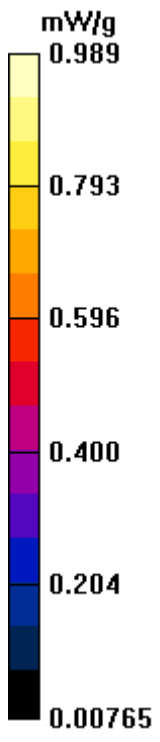
Ch251/Zoom Scan (5x5x7)/Cube 0: Measurement grid: dx=8mm, dy=8mm, dz=5mm

Reference Value = 26.2 V/m; Power Drift = -0.086 dB

Peak SAR (extrapolated) = 1.37 W/kg

SAR(1 g) = 0.930 mW/g; SAR(10 g) = 0.616 mW/g

Maximum value of SAR (measured) = 1 mW/g



#29 GSM850_GPRS10_Bottom_1.5cm_Ch128

DUT: 132917-01

Communication System: GSM850; Frequency: 824.2 MHz; Duty Cycle: 1:4

Medium: MSL_850_110408 Medium parameters used : $f = 824.2$ MHz; $\sigma = 0.953$ mho/m; $\epsilon_r = 54.7$;

$\rho = 1000$ kg/m³

Ambient Temperature : 22.0 °C ; Liquid Temperature : 21.5 °C

DASY4 Configuration:

- Probe: ET3DV6 - SN1788; ConvF(5.99, 5.99, 5.99); Calibrated: 2010/9/21
- Sensor-Surface: 4mm (Mechanical Surface Detection)
- Electronics: DAE3 Sn577; Calibrated: 2011/1/13
- Phantom: ELI 4.0_Front; Type: QDOVA001BB; Serial: 1026
- Measurement SW: DASY4, V4.7 Build 80; Postprocessing SW: SEMCAD, V1.8 Build 186

Ch128/Area Scan (41x61x1): Measurement grid: dx=20mm, dy=20mm

Maximum value of SAR (interpolated) = 0.995 mW/g

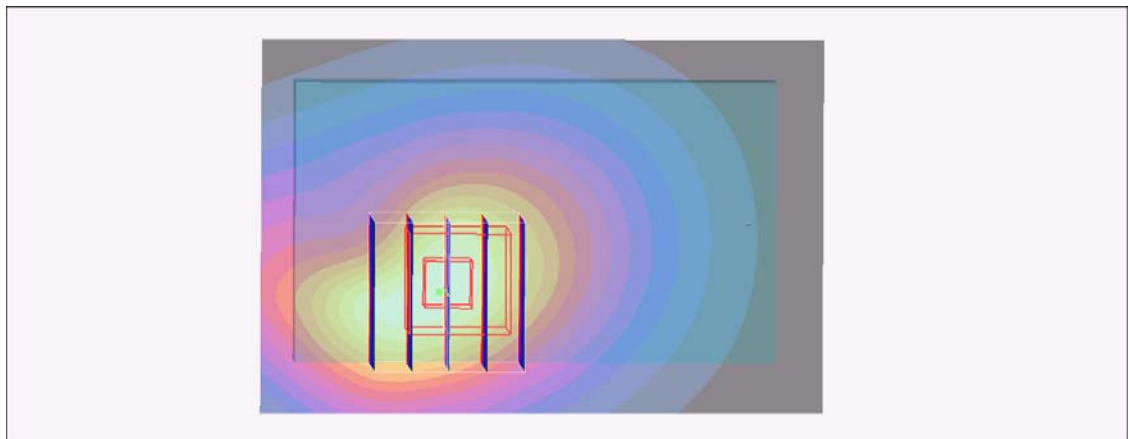
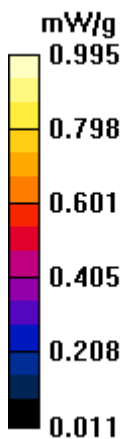
Ch128/Zoom Scan (5x5x7)/Cube 0: Measurement grid: dx=8mm, dy=8mm, dz=5mm

Reference Value = 10.1 V/m; Power Drift = -0.024 dB

Peak SAR (extrapolated) = 1.21 W/kg

SAR(1 g) = 0.906 mW/g; SAR(10 g) = 0.623 mW/g

Maximum value of SAR (measured) = 0.976 mW/g



#30 GSM850_GPRS10_Bottom_1.5cm_Ch189

DUT: 132917-01

Communication System: GSM850; Frequency: 836.4 MHz; Duty Cycle: 1:4

Medium: MSL_850_110408 Medium parameters used : $f = 836.4$ MHz; $\sigma = 0.964$ mho/m; $\epsilon_r = 54.5$;

$\rho = 1000$ kg/m³

Ambient Temperature : 22.2 °C ; Liquid Temperature : 21.5 °C

DASY4 Configuration:

- Probe: ET3DV6 - SN1788; ConvF(5.99, 5.99, 5.99); Calibrated: 2010/9/21
- Sensor-Surface: 4mm (Mechanical Surface Detection)
- Electronics: DAE3 Sn577; Calibrated: 2011/1/13
- Phantom: ELI 4.0_Front; Type: QDOVA001BB; Serial: 1026
- Measurement SW: DASY4, V4.7 Build 80; Postprocessing SW: SEMCAD, V1.8 Build 186

Ch189/Area Scan (41x61x1): Measurement grid: dx=20mm, dy=20mm

Maximum value of SAR (interpolated) = 1.07 mW/g

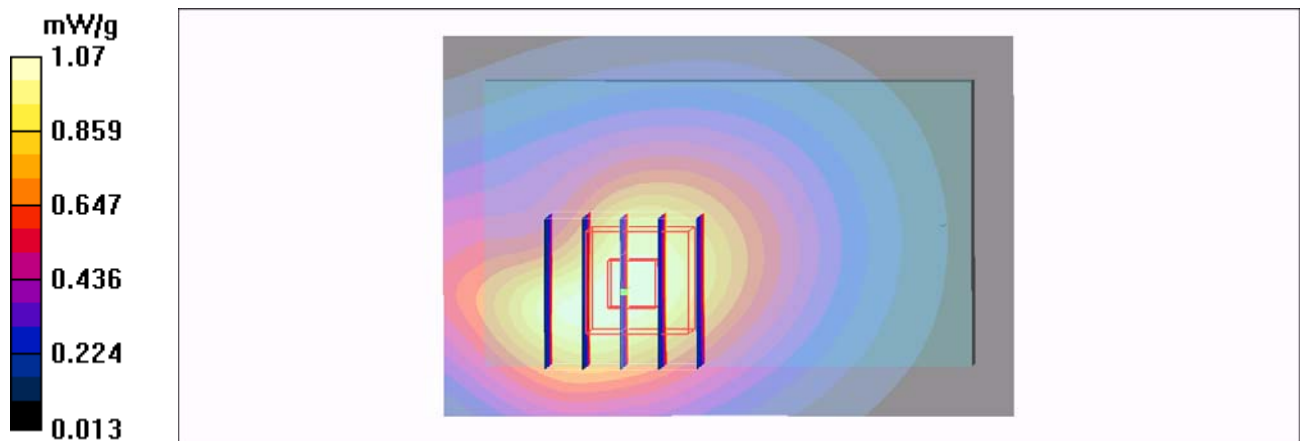
Ch189/Zoom Scan (5x5x7)/Cube 0: Measurement grid: dx=8mm, dy=8mm, dz=5mm

Reference Value = 10.6 V/m; Power Drift = -0.123 dB

Peak SAR (extrapolated) = 1.34 W/kg

SAR(1 g) = 0.987 mW/g; SAR(10 g) = 0.676 mW/g

Maximum value of SAR (measured) = 1.06 mW/g



#30 GSM850_GPRS10_Bottom_1.5cm_Ch189_2D

DUT: 132917-01

Communication System: GSM850; Frequency: 836.4 MHz; Duty Cycle: 1:4
Medium: MSL_850_110408 Medium parameters used : $f = 836.4$ MHz; $\sigma = 0.964$ mho/m; $\epsilon_r = 54.5$; $\rho = 1000$ kg/m³

Ambient Temperature : 22.2 °C; Liquid Temperature : 21.5 °C

DASY4 Configuration:

- Probe: ET3DV6 - SN1788; ConvF(5.99, 5.99, 5.99); Calibrated: 2010/9/21
- Sensor-Surface: 4mm (Mechanical Surface Detection)
- Electronics: DAE3 Sn577; Calibrated: 2011/1/13
- Phantom: ELI 4.0_Front; Type: QDOVA001BB; Serial: 1026
- Measurement SW: DASY4, V4.7 Build 80; Postprocessing SW: SEMCAD, V1.8 Build 186

Ch189/Area Scan (41x61x1): Measurement grid: dx=20mm, dy=20mm
Maximum value of SAR (interpolated) = 1.07 mW/g

Ch189/Zoom Scan (5x5x7)/Cube 0: Measurement grid: dx=8mm, dy=8mm, dz=5mm

Reference Value = 10.6 V/m; Power Drift = -0.123 dB

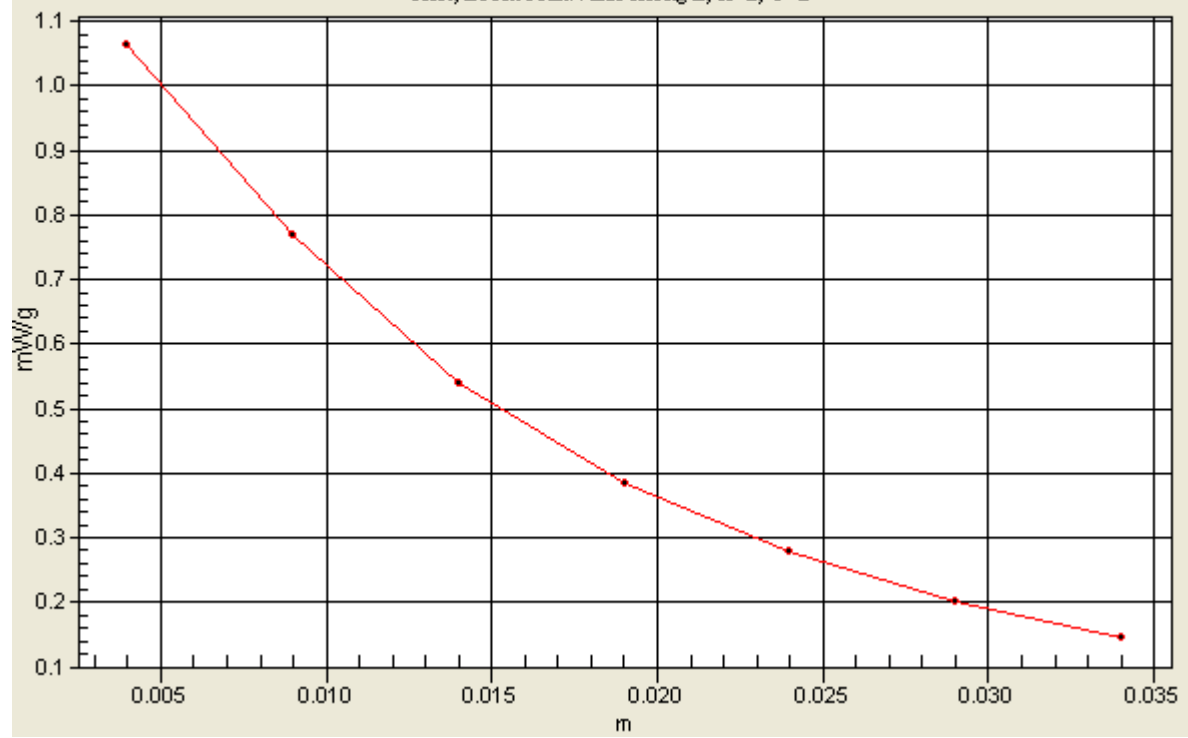
Peak SAR (extrapolated) = 1.34 W/kg

SAR(1 g) = 0.987 mW/g; SAR(10 g) = 0.676 mW/g

Maximum value of SAR (measured) = 1.06 mW/g

1g/10g Averaged SAR

SAR, Zoom Scan: Value Along Z, X=2, Y=2



#38 GSM1900_GPRS10_Bottom_1.5cm_Ch810

DUT: 132917-01

Communication System: PCS 1900; Frequency: 1909.8 MHz; Duty Cycle: 1:4

Medium: MSL_1900_110408 Medium parameters used: $f = 1910$ MHz; $\sigma = 1.51$ mho/m; $\epsilon_r = 54.8$; ρ

$= 1000$ kg/m³

Ambient Temperature : 22.2 °C ; Liquid Temperature : 21.3 °C

DASY4 Configuration:

- Probe: ET3DV6 - SN1788; ConvF(4.39, 4.39, 4.39); Calibrated: 2010/9/21
- Sensor-Surface: 4mm (Mechanical Surface Detection)
- Electronics: DAE3 Sn577; Calibrated: 2011/1/13
- Phantom: SAM-Right; Type: QD 000 P40 C; Serial: TP-1383
- Measurement SW: DASY4, V4.7 Build 80; Postprocessing SW: SEMCAD, V1.8 Build 186

Ch810/Area Scan (41x61x1): Measurement grid: dx=20mm, dy=20mm

Maximum value of SAR (interpolated) = 0.657 mW/g


Ch810/Zoom Scan (5x5x7)/Cube 0: Measurement grid: dx=8mm, dy=8mm, dz=5mm

Reference Value = 12.5 V/m; Power Drift = 0.016 dB

Peak SAR (extrapolated) = 0.760 W/kg

SAR(1 g) = 0.509 mW/g; SAR(10 g) = 0.313 mW/g

Maximum value of SAR (measured) = 0.543 mW/g



#38 GSM1900_GPRS10_Bottom_1.5cm_Ch810_2D

DUT: 132917-01

Communication System: PCS 1900; Frequency: 1909.8 MHz; Duty Cycle: 1:4

Medium: MSL_1900_110408 Medium parameters used: $f = 1910$ MHz; $\sigma = 1.51$ mho/m; $\epsilon_r = 54.8$;

$\rho = 1000$ kg/m³

Ambient Temperature : 22.2 °C ; Liquid Temperature : 21.3 °C

DASY4 Configuration:

- Probe: ET3DV6 - SN1788; ConvF(4.39, 4.39, 4.39); Calibrated: 2010/9/21
- Sensor-Surface: 4mm (Mechanical Surface Detection)
- Electronics: DAE3 Sn577; Calibrated: 2011/1/13
- Phantom: SAM-Right; Type: QD 000 P40 C; Serial: TP-1383
- Measurement SW: DASY4, V4.7 Build 80; Postprocessing SW: SEMCAD, V1.8 Build 186

Ch810/Area Scan (41x61x1): Measurement grid: dx=20mm, dy=20mm

Maximum value of SAR (interpolated) = 0.657 mW/g

Ch810/Zoom Scan (5x5x7)/Cube 0: Measurement grid: dx=8mm, dy=8mm, dz=5mm

Reference Value = 12.5 V/m; Power Drift = 0.016 dB

Peak SAR (extrapolated) = 0.760 W/kg

SAR(1 g) = 0.509 mW/g; SAR(10 g) = 0.313 mW/g

Maximum value of SAR (measured) = 0.543 mW/g

