



MOTOROLA

Portable Cellular Phone SAR Test Report

Photographs of the Device Under Test



Figure 1: Phone Front and Back, Flip Closed

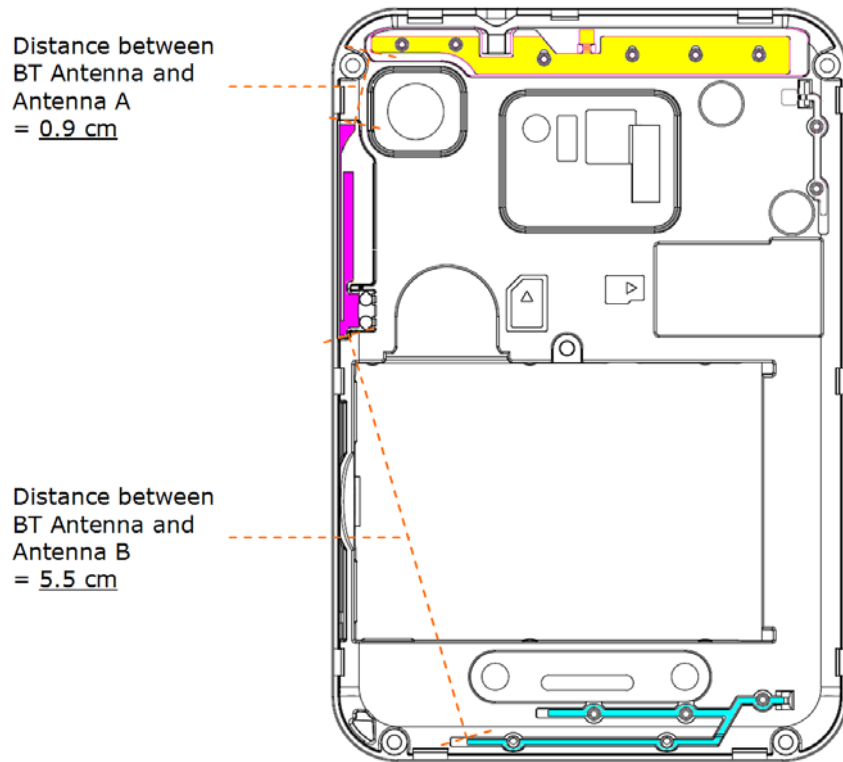


Figure 2: Antenna Separation Distances



Figure 3: Cheek Position, Front of Head of Phantom




Figure 4: Cheek Position, Top of Head of Phantom




Figure 5: Tilt Position, Front of Head of Phantom



Figure 6: Tilt Position, Top of Head of Phantom



Figure 7: Body Position