



Portable Cellular Phone SAR Test Report

Photographs of the Device Under Test



Figure 1: Phone Front and Back, Rotator Closed



Figure 2: Phone Front and Back, Rotator Open




Figure 3: Cheek Position, Front of Head of Phantom




Figure 4: Cheek Position, Top of Head of Phantom




Figure 5: Tilt Position, Front of Head of Phantom



Figure 6: Tilt Position, Top of Head of Phantom



Figure 7: Body Position