



Pictures of Test Setup for HAC Testing IHDT56KY1



Figure 1. Phone Front



Figure 2. Phone Back




Figure 3. Phone Open - Orientation and Measurement Plane for RF Emissions Testing




Figure 4. Positioning and Measurement for RF Emissions



Figure 5. Coordinate Axis for T-coil Measurements



Figure 6. Location of Measured Points for T-coil measurements




Figure 7. Positioning and Measurement for T-coil