



Pictures of Test Setup for HAC Testing IHDT56KG1



Figure 1. Phone Front



Figure 2. Phone Back




Figure 3. Phone Open - Orientation and Measurement Plane for RF Emissions Testing




Figure 4. Positioning and Measurement for RF Emissions



Figure 5. Coordinate Axis for Telecoil Measurements

- Axial at (-1.2, 1.2)
- Radial 1 at (-8.8, -0.8)
- Radial 2 at (-2.8, -4.8)




Figure 6. Location of Measured Points for Telecoil measurements




Figure 7. Positioning and Measurement for Telecoil