



MOTOROLA



TESTING CERT # 2518.01

FCC ID: IHDT56KD1

DECLARATION OF COMPLIANCE SAR ASSESSMENT Part 2 of 2

Enterprise Mobility Solutions
EME Test Laboratory
 8000 West Sunrise Blvd
 Fort Lauderdale, FL. 33322.

Date of Report: 05/24/10
Report Revision: 0
Report ID: SAR PCII rpt_H85XAH6JR5AN_Rev
 O_100524_SR8194

Responsible Engineer: Stephen C. Whalen (Principal Staff Eng.)
Report Author: Stephen C. Whalen (Principal Staff Eng.)
Date/s Tested: 04/26/10 – 05/07/10
Manufacturer/Location: China
Sector/Group/Div.: iDEN Mobile Devices
Date submitted for test: 04/16/10
DUT Description: TDMA: 81:120, 2:6, 1:12, and 1:6; M64-QAM, M16-QAM, and QPSK Modulations; 0.6 W Pulse Avg; MOTotalk: 114:120 8FSK; 0.85 W nominal; (GPS and Bluetooth Capable)
Test TX mode(s): Phone 1:3, Dispatch 1:6, Data 81:120 and MOTotalk:114:120
Max. Power output: 0.64 W pulsed average conducted power (iDEN); 0.891 W (MOTotalk); 0.010 W (Bluetooth)
Nominal Power: 0.60 W pulsed average conducted power (iDEN); 0.85 W (MOTotalk); 0.0063 W (Bluetooth)
Tx Frequency Bands: 806-825, 896-902 MHz (iDEN); 902-928 MHz (MOTotalk); 2.402-2.480 GHz (Bluetooth)
Signaling type: TDMA: QPSK, M16-QAM, M64-QAM; FHSS: 8FSK (PTT); BT
Model(s) Tested: H85XAH6JR5AN
Model(s) Certified: H85XAH6JR5AN
Serial Number(s): 364VLEBTQH
Classification: General Population/Uncontrolled
Rule Part(s): 15 & 90



Max. Calc. : 1-g Avg. SAR: 0.78 W/kg (Body); 10-g Avg. SAR: 0.57 W/kg (Body)
Max. Calc. : 1-g Avg. SAR: 0.71 W/kg (Head); 10-g Avg. SAR: 0.45 W/kg (Head)
Max. Calc. : 1-g Avg. SAR: 0.45 W/kg (Face); 10-g Avg. SAR: 0.32 W/kg (Face)

The test results clearly demonstrate compliance with FCC General Population/Uncontrolled RF Exposure limits of 1.6 W/kg averaged over 1 gram per the requirements of 47 CFR 2.1093(d).
 The test results clearly demonstrate compliance with ICNIRP (1998) Guidelines for limiting exposure in time-varying electric, magnetic, and electromagnetic fields (up to 300 GHz), Health Physics 74, 494-522 RF Exposure limits of 2.0 W/kg averaged over 10grams of contiguous tissue.

Based on the information and the testing results provided herein, the undersigned certifies that when used as stated in the operating instructions supplied, said product complies with the national and international reference standards and guidelines listed in section 3.0 of this report. This report shall not be reproduced without written approval from an officially designated representative of the Motorola EME Laboratory. I attest to the accuracy of the data and assume full responsibility for the completeness of these measurements. This reporting format is consistent with the suggested guidelines of the TIA TSB-150 December 2004. The results and statements contained in this report pertain only to the device(s) evaluated.

Signature on file – Deanna Zakharia
Deanna Zakharia
 EMS EME Lab Senior Resource Manager,
 Laboratory Director

Approval Date: 05/25/2010

Certification Date: 05/25/2010

Certification No.: L1100524

APPENDIX C
Dipole Calibration Certificates

**Calibration Laboratory of
Schmid & Partner
Engineering AG**
Zeughausstrasse 43, 8004 Zurich, Switzerland



S Schweizerischer Kalibrierdienst
C Service suisse d'étalonnage
S Servizio svizzero di taratura
S Swiss Calibration Service

Accredited by the Swiss Accreditation Service (SAS)
The Swiss Accreditation Service is one of the signatories to the EA
Multilateral Agreement for the recognition of calibration certificates

Accreditation No.: **SCS 108**

Client **Motorola EME**

Certificate No: **D835V2-427_Jan10**

CALIBRATION CERTIFICATE

Object **D835V2 - SN: 427**

Calibration procedure(s) **QA CAL-05.v7
Calibration procedure for dipole validation kits**

Calibration date: **January 14, 2010**

This calibration certificate documents the traceability to national standards, which realize the physical units of measurements (SI).
The measurements and the uncertainties with confidence probability are given on the following pages and are part of the certificate.

All calibrations have been conducted in the closed laboratory facility: environment temperature (22 ± 3)°C and humidity < 70%.

Calibration Equipment used (M&TE critical for calibration)

Primary Standards	ID #	Cal Date (Certificate No.)	Scheduled Calibration
Power meter EPM-442A	GB37480704	06-Oct-09 (No. 217-01086)	Oct-10
Power sensor HP 8481A	US37292783	06-Oct-09 (No. 217-01086)	Oct-10
Reference 20 dB Attenuator	SN: 5086 (20g)	31-Mar-09 (No. 217-01025)	Mar-10
Type-N mismatch combination	SN: 5047.2 / 06327	31-Mar-09 (No. 217-01029)	Mar-10
Reference Probe ES3DV3	SN: 3205	26-Jun-09 (No. ES3-3205_Jun09)	Jun-10
DAE4	SN: 601	07-Mar-09 (No. DAE4-601_Mar09)	Mar-10
Secondary Standards	ID #	Check Date (in house)	Scheduled Check
Power sensor HP 8481A	MY41092317	18-Oct-02 (in house check Oct-09)	In house check: Oct-11
RF generator R&S SMT-06	100005	4-Aug-99 (in house check Oct-09)	In house check: Oct-11
Network Analyzer HP 8753E	US37390585 S4206	18-Oct-01 (in house check Oct-09)	In house check: Oct-10

Calibrated by: **Jeton Kastrati** (Name) / **Laboratory Technician** (Function) / *[Signature]* (Signature)

Approved by: **Katja Pokovic** (Name) / **Technical Manager** (Function) / *[Signature]* (Signature)

Issued: January 18, 2010

This calibration certificate shall not be reproduced except in full without written approval of the laboratory.

**Calibration Laboratory of
Schmid & Partner
Engineering AG**
Zeughausstrasse 43, 8004 Zurich, Switzerland



S Schweizerischer Kalibrierdienst
C Service suisse d'étalonnage
S Servizio svizzero di taratura
S Swiss Calibration Service

Accredited by the Swiss Accreditation Service (SAS)

The Swiss Accreditation Service is one of the signatories to the EA
Multilateral Agreement for the recognition of calibration certificates

Accreditation No.: **SCS 108**

Glossary:

TSL	tissue simulating liquid
ConvF	sensitivity in TSL / NORM x,y,z
N/A	not applicable or not measured

Calibration is Performed According to the Following Standards:

- IEEE Std 1528-2003, "IEEE Recommended Practice for Determining the Peak Spatial-Averaged Specific Absorption Rate (SAR) in the Human Head from Wireless Communications Devices: Measurement Techniques", December 2003
- IEC 62209-1, "Procedure to measure the Specific Absorption Rate (SAR) for hand-held devices used in close proximity to the ear (frequency range of 300 MHz to 3 GHz)", February 2005
- Federal Communications Commission Office of Engineering & Technology (FCC OET), "Evaluating Compliance with FCC Guidelines for Human Exposure to Radiofrequency Electromagnetic Fields; Additional Information for Evaluating Compliance of Mobile and Portable Devices with FCC Limits for Human Exposure to Radiofrequency Emissions", Supplement C (Edition 01-01) to Bulletin 65

Additional Documentation:

- DASY4/5 System Handbook

Methods Applied and Interpretation of Parameters:

- Measurement Conditions:** Further details are available from the Validation Report at the end of the certificate. All figures stated in the certificate are valid at the frequency indicated.
- Antenna Parameters with TSL:** The dipole is mounted with the spacer to position its feed point exactly below the center marking of the flat phantom section, with the arms oriented parallel to the body axis.
- Feed Point Impedance and Return Loss:** These parameters are measured with the dipole positioned under the liquid filled phantom. The impedance stated is transformed from the measurement at the SMA connector to the feed point. The Return Loss ensures low reflected power. No uncertainty required.
- Electrical Delay:** One-way delay between the SMA connector and the antenna feed point. No uncertainty required.
- SAR measured:** SAR measured at the stated antenna input power.
- SAR normalized:** SAR as measured, normalized to an input power of 1 W at the antenna connector.
- SAR for nominal TSL parameters:** The measured TSL parameters are used to calculate the nominal SAR result.

Measurement Conditions

DASY system configuration, as far as not given on page 1.

DASY Version	DASY5	V5.2
Extrapolation	Advanced Extrapolation	
Phantom	Modular Flat Phantom V4.9	
Distance Dipole Center - TSL	15 mm	with Spacer
Zoom Scan Resolution	dx, dy, dz = 5 mm	
Frequency	835 MHz ± 1 MHz	

Head TSL parameters

The following parameters and calculations were applied.

	Temperature	Permittivity	Conductivity
Nominal Head TSL parameters	22.2 °C	41.5	0.90 mho/m
Measured Head TSL parameters	(22.0 ± 0.2) °C	41.4 ± 6 %	0.89 mho/m ± 6 %
Head TSL temperature during test	(21.5 ± 0.2) °C	---	---

SAR result with Head TSL

SAR averaged over 1 cm³ (1 g) of Head TSL	Condition	
SAR measured	250 mW input power	2.39 mW / g
SAR normalized	normalized to 1W	9.56 mW / g
SAR for nominal Head TSL parameters	normalized to 1W	9.63 mW /g ± 17.0 % (k=2)

SAR averaged over 10 cm³ (10 g) of Head TSL	condition	
SAR measured	250 mW input power	1.56 mW / g
SAR normalized	normalized to 1W	6.24 mW / g
SAR for nominal Head TSL parameters	normalized to 1W	6.27 mW /g ± 16.5 % (k=2)

Appendix

Antenna Parameters with Head TSL

Impedance, transformed to feed point	51.2 Ω - 2.7 j Ω
Return Loss	- 30.6 dB

General Antenna Parameters and Design

Electrical Delay (one direction)	1.423 ns
----------------------------------	----------

After long term use with 100W radiated power, only a slight warming of the dipole near the feedpoint can be measured.

The dipole is made of standard semirigid coaxial cable. The center conductor of the feeding line is directly connected to the second arm of the dipole. The antenna is therefore short-circuited for DC-signals.

No excessive force must be applied to the dipole arms, because they might bend or the soldered connections near the feedpoint may be damaged.

Additional EUT Data

Manufactured by	SPEAG
Manufactured on	September 20, 2000

DASY5 Validation Report for Head TSL

Date/Time: 11.01.2010 11:14:03

Test Laboratory: SPEAG, Zurich, Switzerland

DUT: Dipole 835 MHz; Type: D835V2; Serial: D835V2 - SN:427

Communication System: CW; Frequency: 835 MHz; Duty Cycle: 1:1

Medium: HSL900

Medium parameters used: $f = 835 \text{ MHz}$; $\sigma = 0.89 \text{ mho/m}$; $\epsilon_r = 41.2$; $\rho = 1000 \text{ kg/m}^3$

Phantom section: Flat Section

Measurement Standard: DASY5 (IEEE/IEC/ANSI C63.19-2007)

DASY5 Configuration:

- Probe: ES3DV3 - SN3205; ConvF(6.04, 6.04, 6.04); Calibrated: 26.06.2009
- Sensor-Surface: 3mm (Mechanical Surface Detection)
- Electronics: DAE4 Sn601; Calibrated: 07.03.2009
- Phantom: Flat Phantom 4.9L; Type: QD000P49AA; Serial: 1001
- Measurement SW: DASY5, V5.2 Build 157; SEMCAD X Version 14.0 Build 57

Pin=250 mW /d=15mm, dist=3.0mm (ES-Probe)/Zoom Scan (7x7x7)/Cube 0: Measurement

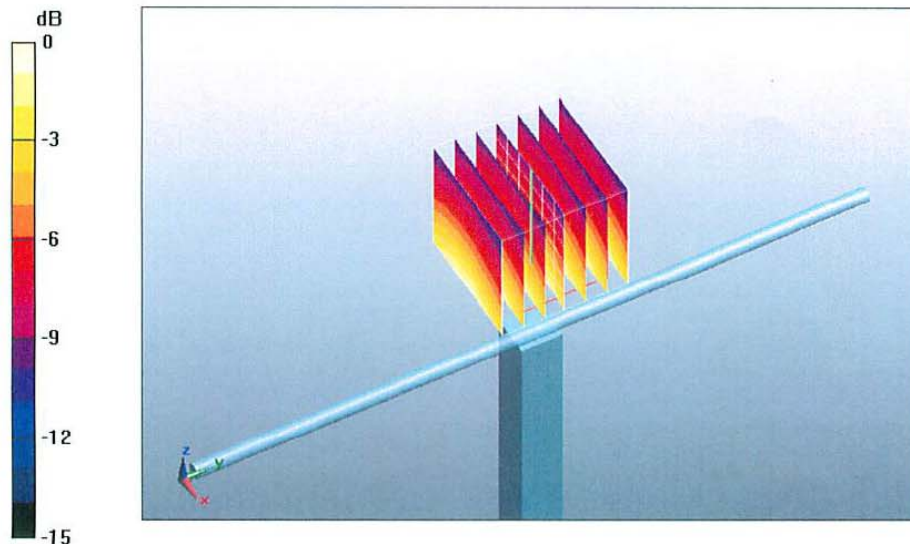
grid: dx=5mm, dy=5mm, dz=5mm

Reference Value = 57.4 V/m; Power Drift = 0.022 dB

Peak SAR (extrapolated) = 3.58 W/kg

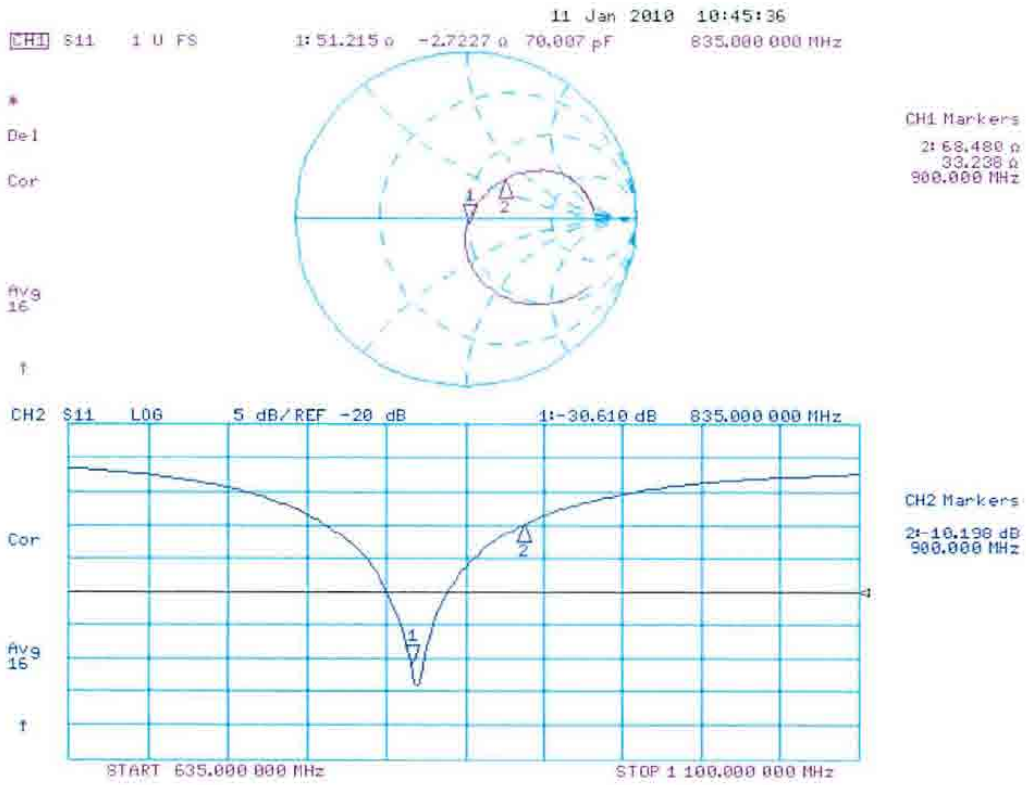
SAR(1 g) = 2.39 mW/g; SAR(10 g) = 1.56 mW/g

Maximum value of SAR (measured) = 2.77 mW/g



0 dB = 2.77mW/g

Impedance Measurement Plot for Head TSL



Appendix D Test System Verification Scans

The SAR result indicated on the Manufacture's Calibrated certificate for dipole D835V2 S/N 427 was not used due to the following:

- The IEEE1528-2003 and the FCC OET-65 Supplement C, System Verification section indicated that "The measured 1-g SAR should be within 10% of the expected target values specified for the specific phantom and RF source used in the system verification measurement."
- SPEAG calibration certificate indicates that the allowed tolerance for this dipole is higher than +/- 10% (e.g. 9.63 +/-17.0% at k=2 for the D835V2 S/N 427)
- The allowed tolerance for the probes is also higher than +/- 10% (e.g. 11.0% at k=2 at 900MHz for the probe being used to assess this product).

Due to probe, dipole and system tolerances noted above, the lab averages dipole results across multiple probes to establish a set of averaged targets for each dipole using the following procedure:

- The System Validation was conducted per IEEE1528-2003 and the latest draft of IEC62209-2 (10/3/08) standards using the simulated head tissue and multiple probes that are available and applicable for the dipole under test to verify the System Validation. Results for this dipole are within the measurement system uncertainty of the reference SAR values indicated within the latest draft of IEC62209-2 (10/3/08) when using flat phantom with 2mm thickness is used. These results then are averaged and used as the target for the daily system performance check when the simulated head tissue is used.
- The dipole targets for the body are set immediately following the same process noted above. Since there is no standard referencing the SAR values for the System Validation using the simulated body tissue, the compliant System Validation results using the simulated head tissue are used to justify the use of the System Validation results using the simulated body tissue due to the same setup except for the simulated tissue type.

The targets set in this report were conducted following the above process.

Note that the targets set for the tested dipole, when using the simulated head tissue, meets the requirement for the system validation per IEEE1528-2003, the latest draft of IEC62209-2 (10/3/08) standard, and the difference between this result and the result from the manufacture's dipole calibration certificate is 2.1% for 835, which is well within the measurement uncertainty of the measurement system at k=2.

To assess the isotropic characteristics of the measurement probe, a probe rotation was performed using the "Rotation (1D)" function in the DASY software with a measured isotropy tolerance of +/- 0.5dB.

Motorola Enterprise Mobility Solutions EME Laboratory
Date/Time: 4/26/2010 9:21:33 AM

Robot# / Run#: DASY4-FL-2 / JsT-SYSP-835H-100426-01
Phantom# / Tissue Temp.: SAMTP1022 / 22.3 (C)
Dipole Model# / Serial#: D835V2 / 427
TX Freq. / Start power: 835 (MHz) / 250 (mW)

Target SAR (1W): 9.76 mW/g (1g)
Adjusted SAR (1W): 9.40 mW/g (1g)
Percent from Target (+/-): 3.7 % (1g)
Rotation (1D): 0.04 dB

Note:
Prior to recording the reported SAR values below, the measured SAR values were corrected for tissue frequencies from 136 MHz to 3 GHz.

Reported: 2.35 mW/g (1g); 1.53 mW/g (10g)

Comments:

Probe: ES3DV3 - SN3147, Calibrated: 2/18/2010, ConvF(5.85, 5.85, 5.85)
Electronics: DAE4 Sn729, Calibrated: 3/10/2010
Duty Cycle: 1:1, Medium parameters used: f = 835 MHz; $\sigma = 0.89$ mho/m; $\epsilon_r = 40.3$; $\rho = 1000$ kg/m³

System Performance Check/0-Degree Cube (5x5x7)/Cube 0: Measurement grid: dx=7.5mm, dy=7.5mm, dz=5mm

Reference Value = 53.6 V/m; Power Drift = -0.00403 dB

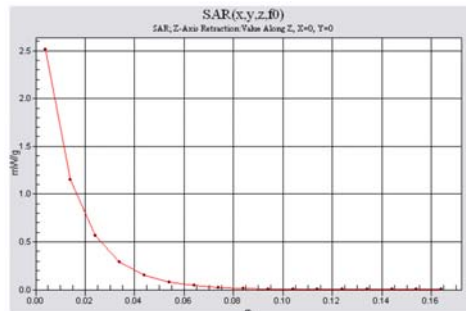
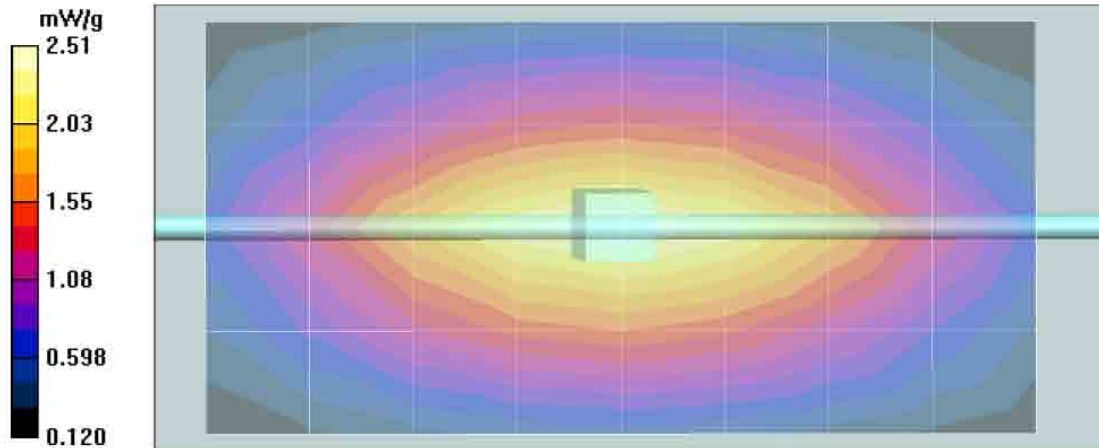
Peak SAR (extrapolated) = 3.49 W/kg

SAR(1 g) = 2.33 mW/g; SAR(10 g) = 1.52 mW/g

Maximum value of SAR (measured) = 2.51 mW/g

System Performance Check/Dipole Area Scan 2 (5x9x1): Measurement grid: dx=15mm, dy=15mm

System Performance Check/Z-Axis Retraction (1x1x17): Measurement grid: dx=20mm, dy=20mm, dz=10mm



Motorola Enterprise Mobility Solutions EME Laboratory

Date/Time: 4/27/2010 7:50:49 AM

Robot# / Run#: DASY4-FL-2 / JsT-SYSP-835H-100427-01
 Phantom# / Tissue Temp.: SAMTP1022 / 21.9 (C)
 Dipole Model# / Serial#: D835V2 / 427
 TX Freq. / Start power: 835 (MHz) / 250 (mW)

Target SAR (1W): 9.76 mW/g (1g)
 Adjusted SAR (1W): 9.72 mW/g (1g)
 Percent from Target (+/-): 0.4 % (1g)
 Rotation (1D): 0.036 dB

Note:
 Prior to recording the reported SAR values below, the measured SAR values were corrected for tissue frequencies from 136 MHz to 3 GHz.

Reported: 2.43 mW/g (1g); 1.59 mW/g (10g)

Comments:

Probe: ES3DV3 - SN3147, Calibrated: 2/18/2010, ConvF(5.85, 5.85, 5.85)
 Electronics: DAE4 Sn729, Calibrated: 3/10/2010
 Duty Cycle: 1:1, Medium parameters used: f = 835 MHz; $\sigma = 0.9$ mho/m; $\epsilon_r = 40.5$; $\rho = 1000$ kg/m³

System Performance Check/0-Degree Cube (5x5x7)/Cube 0: Measurement grid: dx=7.5mm, dy=7.5mm, dz=5mm

Reference Value = 54.4 V/m; Power Drift = 0.0031 dB

Peak SAR (extrapolated) = 3.64 W/kg

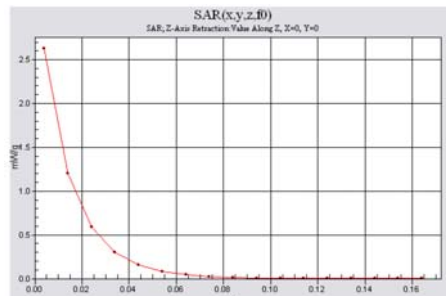
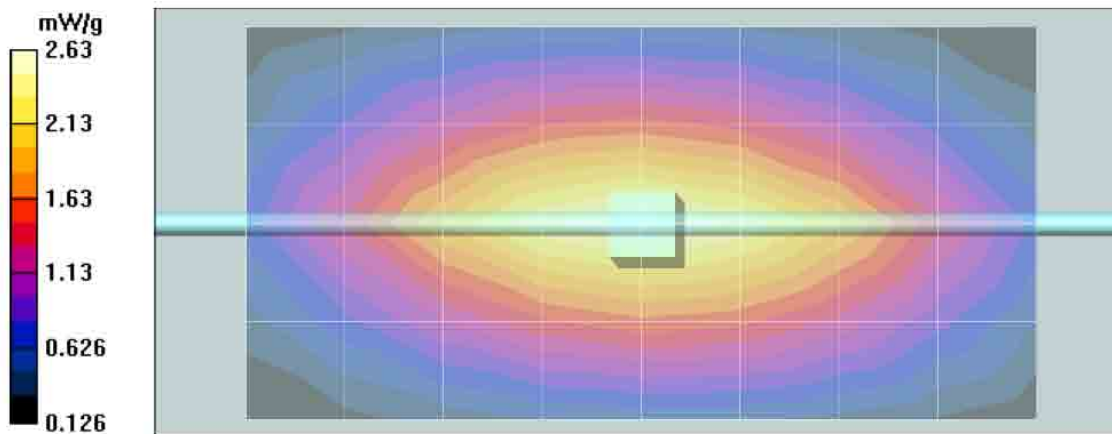
SAR(1 g) = 2.43 mW/g; SAR(10 g) = 1.59 mW/g

Maximum value of SAR (measured) = 2.62 mW/g

System Performance Check/Dipole Area Scan 2 (5x9x1): Measurement grid: dx=15mm, dy=15mm

Maximum value of SAR (measured) = 2.63 mW/g

System Performance Check/Z-Axis Retraction (1x1x17): Measurement grid: dx=20mm, dy=20mm, dz=10mm



Motorola Enterprise Mobility Solutions EME Laboratory

Date/Time: 4/29/2010 7:34:50 AM

Robot# / Run#: DASY4-FL-2 / JsT-SYSP-835H-100429-01
 Phantom# / Tissue Temp.: SAMTP1022 / 21.0 (C)
 Dipole Model# / Serial#: D835V2 / 427
 TX Freq. / Start power: 835 (MHz) / 250 (mW)

Target SAR (1W): 9.76 mW/g (1g)
 Adjusted SAR (1W): 9.84 mW/g (1g)
 Percent from Target (+/-): 0.8 % (1g)
 Rotation (1D): 0.036 dB

Note:
 Prior to recording the reported SAR values below, the measured SAR values were corrected for tissue frequencies from 136 MHz to 3 GHz.

Reported: 2.46 mW/g (1g); 1.60 mW/g (10g)

Comments:

Probe: ES3DV3 - SN3147, Calibrated: 2/18/2010, ConvF(5.85, 5.85, 5.85)

Electronics: DAE4 Sn729, Calibrated: 3/10/2010

Duty Cycle: 1:1, Medium parameters used: f = 835 MHz; $\sigma = 0.9$ mho/m; $\epsilon_r = 40.4$; $\rho = 1000$ kg/m³

System Performance Check/0-Degree Cube (5x5x7)/Cube 0: Measurement grid: dx=7.5mm, dy=7.5mm, dz=5mm

Reference Value = 54.7 V/m; Power Drift = 0.00287 dB

Peak SAR (extrapolated) = 3.69 W/kg

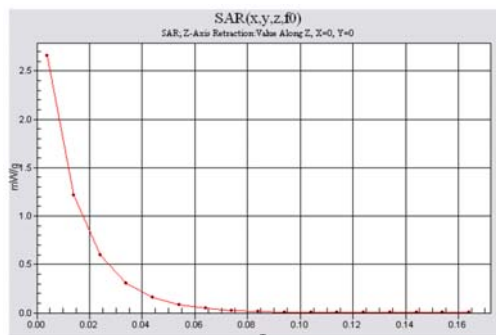
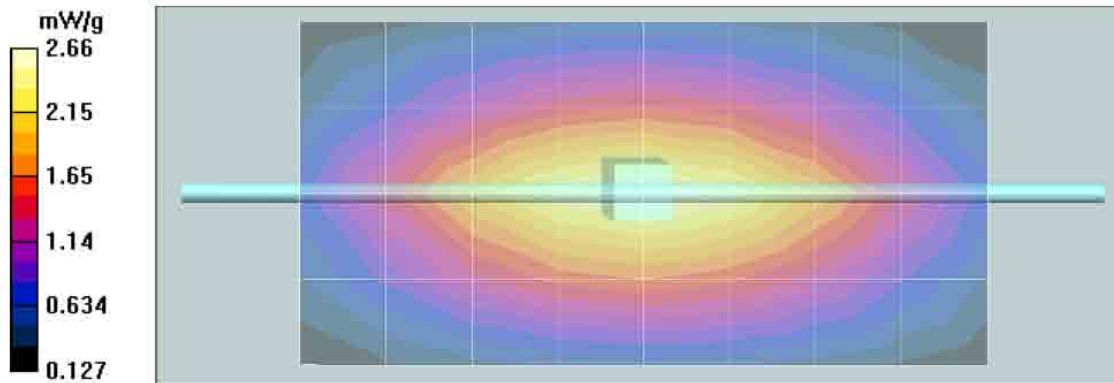
SAR(1 g) = 2.46 mW/g; SAR(10 g) = 1.6 mW/g

Maximum value of SAR (measured) = 2.65 mW/g

System Performance Check/Dipole Area Scan 2 (5x9x1): Measurement grid: dx=15mm, dy=15mm

Maximum value of SAR (measured) = 2.66 mW/g

System Performance Check/Z-Axis Retraction (1x1x17): Measurement grid: dx=20mm, dy=20mm, dz=10mm



Motorola Enterprise Mobility Solutions EME Laboratory
Date/Time: 4/30/2010 6:27:53 AM

Robot# / Run#: DASY4-FL-2 / ErC-SYSP-835H-100430-01
Phantom# / Tissue Temp.: SAMTP1022 / 21.7 (C)
Dipole Model# / Serial#: D835V2 / 427
TX Freq. / Start power: 835 (MHz) / 250 (mW)

Target SAR (1W): 9.76 mW/g (1g)
Adjusted SAR (1W): 10.12 mW/g (1g)
Percent from Target (+/-): 3.7 % (1g)
Rotation (1D): 0.034 dB

Note:
Prior to recording the reported SAR values below, the measured SAR values were corrected for tissue frequencies from 136 MHz to 3 GHz.

Reported: 2.53 mW/g (1g); 1.65 mW/g (10g)

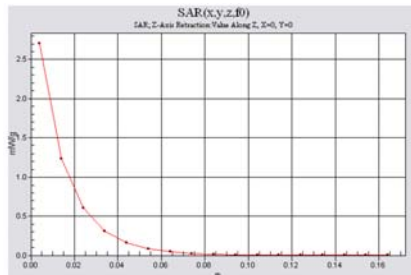

Comments:

Probe: ES3DV3 - SN3147, Calibrated: 2/18/2010, ConvF(5.85, 5.85, 5.85)
Electronics: DAE4 Sn729, Calibrated: 3/10/2010
Duty Cycle: 1:1, Medium parameters used: f = 835 MHz; $\sigma = 0.93$ mho/m; $\epsilon_r = 42.2$; $\rho = 1000$ kg/m³

System Performance Check/0-Degree Cube (5x5x7)/Cube 0: Measurement grid: dx=7.5mm, dy=7.5mm, dz=5mm
Reference Value = 54.3 V/m; Power Drift = 0.0209 dB
Peak SAR (extrapolated) = 3.76 W/kg
SAR(1 g) = 2.51 mW/g; SAR(10 g) = 1.64 mW/g
Maximum value of SAR (measured) = 2.70 mW/g

System Performance Check/Dipole Area Scan 2 (5x9x1): Measurement grid: dx=15mm, dy=15mm
Maximum value of SAR (measured) = 2.69 mW/g

System Performance Check/Z-Axis Retraction (1x1x17): Measurement grid: dx=20mm, dy=20mm, dz=10mm



Motorola Enterprise Mobility Solutions EME Laboratory

Date/Time: 5/3/2010 7:57:40 AM

Robot# / Run#: DASY4-FL-2 / JsT-SYSP-835H-100503-01
Phantom# / Tissue Temp.: SAMTP1022 / 21.2 (C)
Dipole Model# / Serial#: D835V2 / 427
TX Freq. / Start power: 835 (MHz) / 250 (mW)

Target SAR (1W): 9.76 mW/g (1g)
Adjusted SAR (1W): 9.80 mW/g (1g)
Percent from Target (+/-): 0.4 % (1g)
Rotation (1D): 0.038 dB

Note:
Prior to recording the reported SAR values below, the measured SAR values were corrected for tissue frequencies from 136 MHz to 3 GHz.

Reported: 2.45 mW/g (1g); 1.60 mW/g (10g)

Comments:

Probe: ES3DV3 - SN3147, Calibrated: 2/18/2010, ConvF(5.85, 5.85, 5.85)
Electronics: DAE4 Sn729, Calibrated: 3/10/2010
Duty Cycle: 1:1, Medium parameters used: f = 835 MHz; sigma = 0.91 mho/m; epsilon_r = 40.8; rho = 1000 kg/m^3

System Performance Check/0-Degree Cube (5x5x7)/Cube 0: Measurement grid: dx=7.5mm, dy=7.5mm, dz=5mm

Reference Value = 54.3 V/m; Power Drift = -0.000588 dB

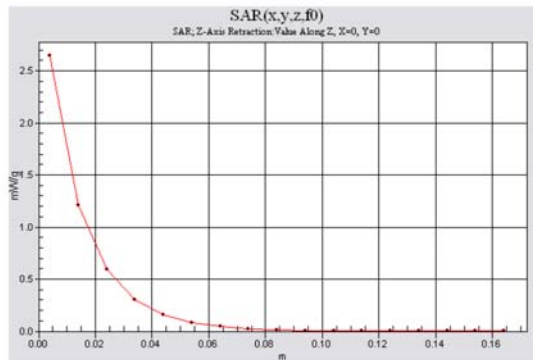
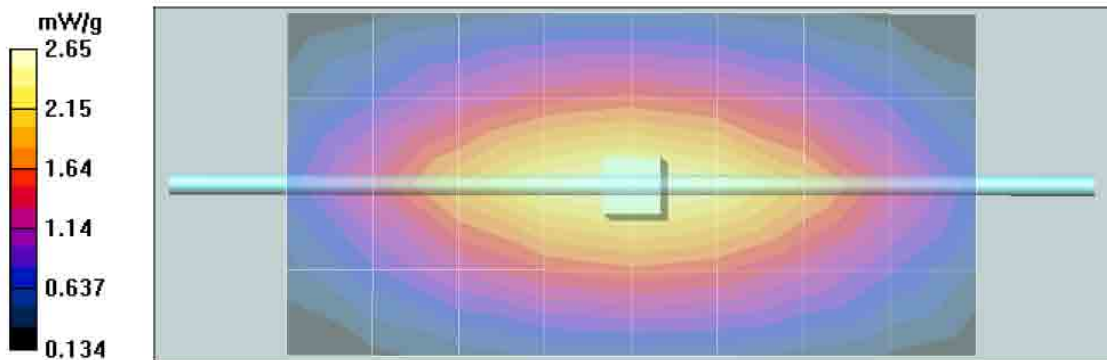
Peak SAR (extrapolated) = 3.67 W/kg

SAR(1 g) = 2.45 mW/g; SAR(10 g) = 1.6 mW/g

Maximum value of SAR (measured) = 2.65 mW/g

System Performance Check/Dipole Area Scan 2 (5x9x1): Measurement grid: dx=15mm, dy=15mm

System Performance Check/Z-Axis Retraction (1x1x17): Measurement grid: dx=20mm, dy=20mm, dz=10mm



Motorola Enterprise Mobility Solutions EME Laboratory

Date/Time: 5/4/2010 6:24:45 AM

Robot# / Run#: DASY4-FL-2 / JsT-SYSP-835H-100504-01
 Phantom# / Tissue Temp.: SAMTP1022 / 21.1 (C)
 Dipole Model# / Serial#: D835V2 / 427
 TX Freq. / Start power: 835 (MHz) / 250 (mW)

Target SAR (1W): 9.76 mW/g (1g)
 Adjusted SAR (1W): 9.60 mW/g (1g)
 Percent from Target (+/-): 1.6 % (1g)
 Rotation (1D): 0.039 dB

Note:
 Prior to recording the reported SAR values below, the measured SAR values were corrected for tissue frequencies from 136 MHz to 3 GHz.

Reported: 2.40 mW/g (1g); 1.57 mW/g (10g)

Comments:

Probe: ES3DV3 - SN3147, Calibrated: 2/18/2010, ConvF(5.85, 5.85, 5.85)
 Electronics: DAE4 Sn729, Calibrated: 3/10/2010
 Duty Cycle: 1:1, Medium parameters used: $f = 835$ MHz; $\sigma = 0.91$ mho/m; $\epsilon_r = 41.1$; $\rho = 1000$ kg/m³

System Performance Check/0-Degree Cube (5x5x7)/Cube 0: Measurement grid: dx=7.5mm, dy=7.5mm, dz=5mm

Reference Value = 53.9 V/m; Power Drift = 0.00294 dB

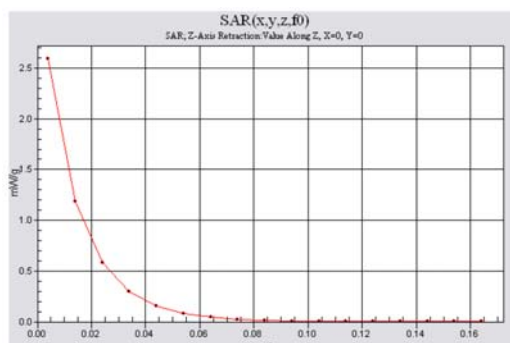
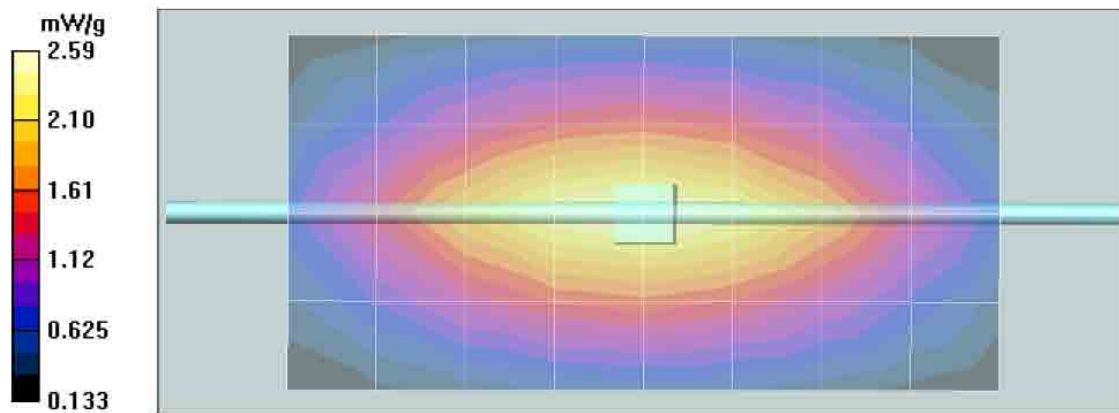
Peak SAR (extrapolated) = 3.58 W/kg

SAR(1 g) = 2.4 mW/g; SAR(10 g) = 1.57 mW/g

Maximum value of SAR (measured) = 2.59 mW/g

System Performance Check/Dipole Area Scan 2 (5x9x1): Measurement grid: dx=15mm, dy=15mm

System Performance Check/Z-Axis Retraction (1x1x17): Measurement grid: dx=20mm, dy=20mm, dz=10mm



Motorola Enterprise Mobility Solutions EME Laboratory
Date/Time: 5/5/2010 7:08:53 AM

Robot# / Run#: DASY4-FL-2 / JsT-SYSP-835B-100505-01
Phantom# / Tissue Temp.: OVAL1019 / 21.0 (C)
Dipole Model# / Serial#: D835V2 / 427
TX Freq. / Start power: 835 (MHz) / 250 (mW)

Target SAR (1W): 9.52 mW/g (1g)
Adjusted SAR (1W): 9.56 mW/g (1g)
Percent from Target (+/-): 0.4 % (1g)
Rotation (1D): 0.04 dB

Note:
Prior to recording the reported SAR values below, the measured SAR values were corrected for tissue frequencies from 136 MHz to 3 GHz.

Reported: 2.39 mW/g (1g); 1.58 mW/g (10g)

Comments:

Probe: ES3DV3 - SN3147, Calibrated: 2/18/2010, ConvF(5.81, 5.81, 5.81)
Electronics: DAE4 Sn729, Calibrated: 3/10/2010
Duty Cycle: 1:1, Medium parameters used: f = 835 MHz; $\sigma = 0.99$ mho/m; $\epsilon_r = 53.4$; $\rho = 1000$ kg/m³

System Performance Check/0-Degree Cube (5x5x7)/Cube 0: Measurement grid: dx=7.5mm, dy=7.5mm, dz=5mm

Reference Value = 51.5 V/m; Power Drift = -0.00776 dB

Peak SAR (extrapolated) = 3.49 W/kg

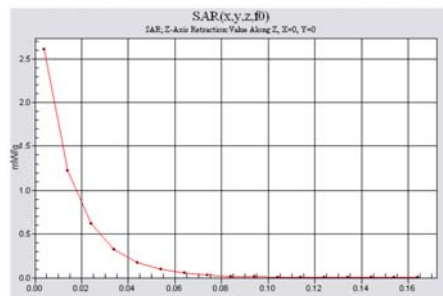
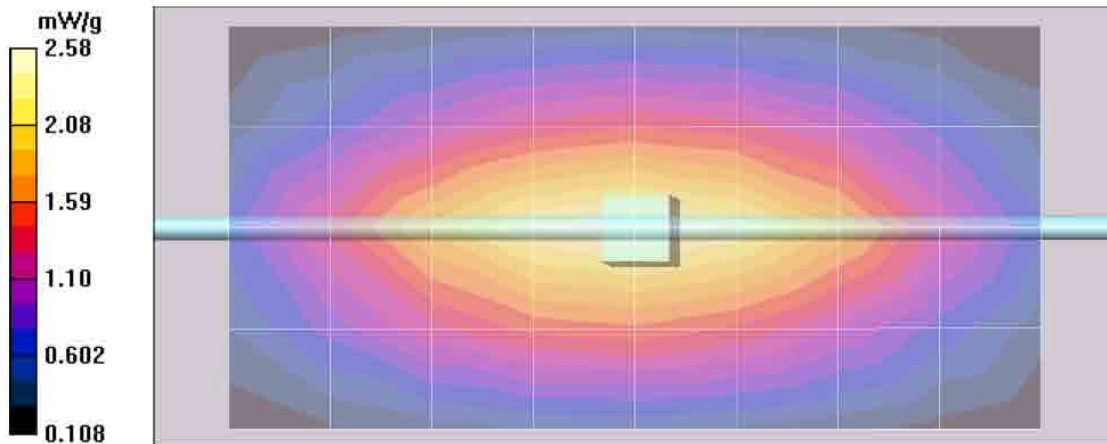
SAR(1 g) = 2.39 mW/g; SAR(10 g) = 1.58 mW/g

Maximum value of SAR (measured) = 2.58 mW/g

System Performance Check/Dipole Area Scan 2 (5x9x1): Measurement grid: dx=15mm, dy=15mm

System Performance Check/Z-Axis Retraction (1x1x17): Measurement grid: dx=20mm, dy=20mm, dz=10mm

Maximum value of SAR (measured) = 2.61 mW/g



Motorola Enterprise Mobility Solutions EME Laboratory

Date/Time: 5/6/2010 6:29:31 AM

Robot# / Run#: DASY4-FL-2 / JsT-SYSP-835B-100506-01
 Phantom# / Tissue Temp.: OVAL1019 / 20.9 (C)
 Dipole Model# / Serial#: D835V2 / 427
 TX Freq. / Start power: 835 (MHz) / 250 (mW)

Target SAR (1W): 9.52 mW/g (1g)
 Adjusted SAR (1W): 9.40 mW/g (1g)
 Percent from Target (+/-): 1.3 % (1g)
 Rotation (1D): 0.076 dB

Note:

Prior to recording the reported SAR values below, the measured SAR values were corrected for tissue frequencies from 136 MHz to 3 GHz.

Reported: 2.35 mW/g (1g); 1.55 mW/g (10g)

Comments:

Probe: ES3DV3 - SN3147, Calibrated: 2/18/2010, ConvF(5.81, 5.81, 5.81)

Electronics: DAE4 Sn729, Calibrated: 3/10/2010

Duty Cycle: 1:1, Medium parameters used: $f = 835$ MHz; $\sigma = 0.99$ mho/m; $\epsilon_r = 53.2$; $\rho = 1000$ kg/m³

System Performance Check/0-Degree Cube (5x5x7)/Cube 0: Measurement grid: dx=7.5mm, dy=7.5mm, dz=5mm

Reference Value = 51.1 V/m; Power Drift = 0.00427 dB

Peak SAR (extrapolated) = 3.45 W/kg

SAR(1 g) = 2.35 mW/g; SAR(10 g) = 1.55 mW/g

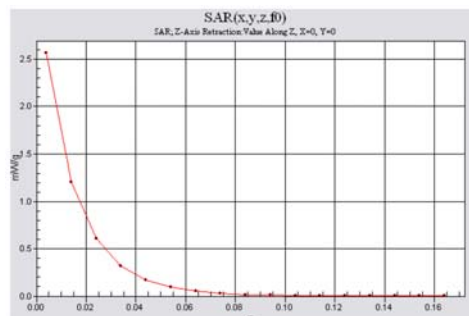
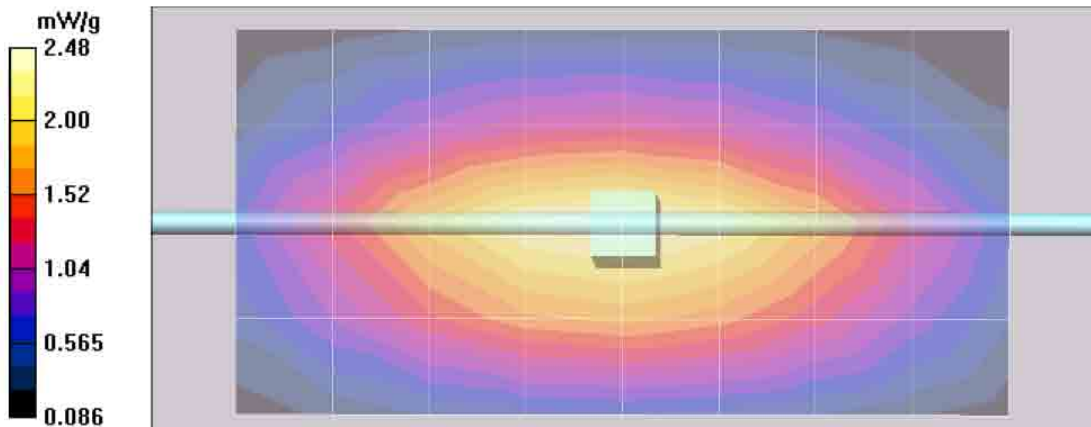
Maximum value of SAR (measured) = 2.54 mW/g

System Performance Check/Dipole Area Scan 2 (5x9x1): Measurement grid: dx=15mm, dy=15mm

Maximum value of SAR (measured) = 2.48 mW/g

System Performance Check/Z-Axis Retraction (1x1x17): Measurement grid: dx=20mm, dy=20mm, dz=10mm

Maximum value of SAR (measured) = 2.57 mW/g



Motorola Enterprise Mobility Solutions EME Laboratory
Date/Time: 5/7/2010 5:50:56 PM

Robot# / Run#: DASY4-FL-2 / MeC-SYSP-835B-100507-01
Phantom# / Tissue Temp.: OVAL1019 / 20.9 (C)
Dipole Model# / Serial#: D835V2 / 427
TX Freq. / Start power: 835 (MHz) / 250 (mW)

Target SAR (1W): 9.52 mW/g (1g)
Adjusted SAR (1W): 9.28 mW/g (1g)
Percent from Target (+/-): 2.5 % (1g)
Rotation (1D): 0.076 dB

Note: Prior to recording the reported SAR values below, the measured SAR values were corrected for tissue frequencies from 136 MHz to 3 GHz.

Reported: 2.32 mW/g (1g); 1.53 mW/g (10g)

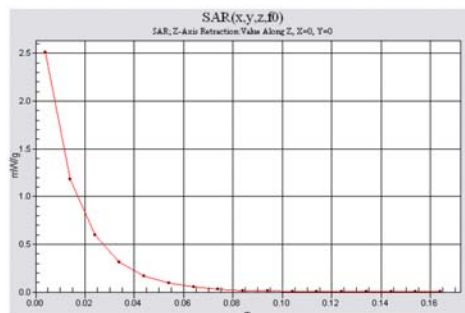

Comments:

Probe: ES3DV3 - SN3147, Calibrated: 2/18/2010, ConvF(5.81, 5.81, 5.81)
Electronics: DAE4 Sn729, Calibrated: 3/10/2010
Duty Cycle: 1:1, Medium parameters used: $f = 835$ MHz; $\sigma = 0.99$ mho/m; $\epsilon_r = 54.7$; $\rho = 1000$ kg/m³

System Performance Check/0-Degree Cube (5x5x7)/Cube 0: Measurement grid: dx=7.5mm, dy=7.5mm, dz=5mm
Reference Value = 51.3 V/m; Power Drift = -0.0402 dB
Peak SAR (extrapolated) = 3.39 W/kg
SAR(1 g) = 2.32 mW/g; SAR(10 g) = 1.53 mW/g
Maximum value of SAR (measured) = 2.51 mW/g

System Performance Check/Dipole Area Scan 2 (41x81x1): Measurement grid: dx=15mm, dy=15mm
Reference Value = 51.3 V/m; Power Drift = -0.0402 dB
Motorola Fast SAR: SAR(1 g) = 2.34 mW/g; SAR(10 g) = 1.58 mW/g
Maximum value of SAR (interpolated) = 2.51 mW/g

System Performance Check/Z-Axis Retraction (1x1x17): Measurement grid: dx=20mm, dy=20mm, dz=10mm



DIPOLE SAR TARGET - HEAD

Date: 04/16/10 Frequency (MHz): 835
 Lab Location: FL08-G&PS Mixture Type: IEEE Head
 DAE Serial #: 850 Ambient Temp.(°C): 22.1

Tissue Characteristics
 Permittivity: 41.2 Phantom Type/SN: SAMTP1022
 Conductivity: 0.91 Distance (mm): 15
 Tissue Temp.(°C): 21.7

Reference Source: Dipole Power to Dipole: 250 mW
 Reference SN: 427

Target 1g-SAR Value (mW/g, normalized to 1.0 W):

9.56

Difference from Target

2.09% (1g-SAR)

New Target:

Average 1g-SAR Value (mW/g): **9.76**

Passes K=2

Percent Difference From Target (MUST be within k=2 Uncertainty):

Probe SN #s	1g-SAR (Cube)	Diff from Ave	Robot
3006	9.92	1.6%	R3
1547	9.68	-0.8%	R3
3147	9.68	-0.8%	R3
Average 9.7600		New Measured SAR Value	

(normalized to 1.0 W)

Test performed by: Ed Church Initial: E.C

DIPOLE SAR TARGET - BODY

Date: 04/16/10 Frequency (MHz): 835
 Lab Location: FL08-G&PS Mixture Type: Body
 DAE Serial #: 850 Ambient Temp.(°C): 22

Tissue Characteristics
 Permittivity: 53.7 Phantom Type/SN: OVAL1019
 Conductivity: 0.98 Distance (mm): 15
 Tissue Temp.(°C): 20.9

Reference Source: Dipole Power to Dipole: 250 mW
 Reference SN: 427

New Target:

Average Measured SAR Value: 9.52 mW/g(1g avg.),

Probe SN #s	1-G Cube	Diff from Ave	Robot
3147	9.52	0.0%	R3
1547	9.52	0.0%	R3
3006	9.52	0.0%	R3
Average		New Measured SAR Value	

(normalized to 1.0 W)

Test performed by: Ed Church Initial: E.C

Appendix E
DUT Scans (Shortened Scan and Highest SAR configurations)

Shortened Scan Result
Motorola Enterprise Mobility Solutions EME Laboratory
Date/Time: 5/7/2010 10:17:16 PM

Robot# / Run#: DASY4-FL-2 / MeC-Ab-100507-07
Phantom# / Tissue Temp.: OVAL1019 / 20.7 (C)
DUT Model# / Serial#: H85XAH6JR5AN / 364VLEBTQH
Antenna / TX Freq.: 85009275001 (Internal) / 815.5125 (MHz)
Battery: SNN5793A w/ NTN2593xxxA
Carry Acc. / Cable Acc.: NNTN7793A / None
Start Power: 0.646 (W)

Note: Prior to recording the reported SAR values below, the measured SAR values were corrected for tissue frequencies from 136 MHz to 3 GHz.


Reported: 0.680 mW/g (1g); 0.497 mW/g (10g)

Comments: Shorten Scan

Probe: ES3DV3 - SN3147, Calibrated: 2/18/2010, ConvF(5.81, 5.81, 5.81)
Electronics: DAE4 Sn729, Calibrated: 3/10/2010
Duty Cycle: 1:1.5, Medium parameters used: f = 815.5 MHz; sigma = 0.97 mho/m; epsilon_r = 54.9; rho = 1000 kg/m^3

Ab Scan/Area Scan (51x71x1): Measurement grid: dx=15mm, dy=15mm
Reference Value = 27.9 V/m; Power Drift = -0.294 dB
Motorola Fast SAR: SAR(1 g) = 0.705 mW/g; SAR(10 g) = 0.499 mW/g
Maximum value of SAR (interpolated) = 0.741 mW/g
Ab Scan/Volume Scan 2D (41x41x1): Measurement grid: dx=7.5mm, dy=7.5mm, dz=1mm
Reference Value = 27.9 V/m; Power Drift = -0.453 dB
Peak SAR (extrapolated) = 0.708 W/kg
Motorola Fast SAR: SAR(1 g) = 0.657 mW/g; SAR(10 g) = 0.463 mW/g
Maximum value of SAR (interpolated) = 0.708 mW/g
Ab Scan/Z-Axis Scan (1x1x17): Measurement grid: dx=20mm, dy=20mm, dz=10mm
Maximum value of SAR (measured) = 0.617 mW/g
Ab Scan/Zoom Scan (5x5x7)/Cube 0: Measurement grid: dx=7.5mm, dy=7.5mm, dz=5mm
Reference Value = 28.0 V/m; Power Drift = -0.565 dB
Peak SAR (extrapolated) = 0.845 W/kg
SAR(1 g) = 0.680 mW/g; SAR(10 g) = 0.497 mW/g
Maximum value of SAR (measured) = 0.743 mW/g

Shortened scan reflect highest SAR producing configuration; approximate run time 7 minutes.
Representative zoom scan approximate run time was 18 minutes
"Shortened" scan max calculated SAR using SAR drift: 1-g Avg. = 0.78 mW/g; 10-g Avg. = 0.57 mW/g
Zoom scan max calculated SAR using SAR drift: 1-g Avg. = 0.76 mW/g; 10-g Avg. = 0.55 mW/g
(see part 1 of 2 section 13.7 run # JsT-Ab-100506-11)



Highest Body SAR Configuration Result
Motorola Enterprise Mobility Solutions EME Laboratory
Date/Time: 5/6/2010 12:10:37 PM

Robot# / Run#: DASY4-FL-2 / JsT-Ab-100506-11
Phantom# / Tissue Temp.: OVAL1019 / 20.1 (C)
DUT Model# / Serial#: H85XAH6JR5AN / 364VLEBTQH
Antenna / TX Freq.: 85009275001 (Internal) / 815.5125 (MHz)
Battery: SNN5793A w/ NTN2593xxxxA
Carry Acc. / Cable Acc.: NNTN7793A / None
Start Power: 0.645 (W)

Note:
Prior to recording the reported SAR values below, the measured SAR values were corrected for tissue frequencies from 136 MHz to 3 GHz.

Reported: 0.658 mW/g (1g); 0.477 mW/g (10g)

Comments: Full Scan


Probe: ES3DV3 - SN3147, Calibrated: 2/18/2010, ConvF(5.81, 5.81, 5.81)
Electronics: DAE4 Sn729, Calibrated: 3/10/2010
Duty Cycle: 1:1.5, Medium parameters used: f = 815.5 MHz; $\sigma = 0.97$ mho/m; $\epsilon_r = 53.5$; $\rho = 1000$ kg/m³

Ab Scan/Zoom Scan (5x5x7)/Cube 0: Measurement grid: dx=7.5mm, dy=7.5mm, dz=5mm
Reference Value = 28.2 V/m; Power Drift = -0.576 dB
Peak SAR (extrapolated) = 0.890 W/kg
SAR(1 g) = 0.658 mW/g; SAR(10 g) = 0.477 mW/g
Maximum value of SAR (measured) = 0.704 mW/g

Ab Scan/Area Scan (51x71x1): Measurement grid: dx=15mm, dy=15mm
Reference Value = 28.2 V/m; Power Drift = -0.316 dB
Motorola Fast SAR: SAR(1 g) = 0.707 mW/g; SAR(10 g) = 0.497 mW/g
Maximum value of SAR (interpolated) = 0.756 mW/g

Ab Scan/Volume Scan 2D (41x41x1): Measurement grid: dx=7.5mm, dy=7.5mm, dz=1mm
Reference Value = 28.2 V/m; Power Drift = -0.434 dB
Peak SAR (extrapolated) = 0.715 W/kg
Motorola Fast SAR: SAR(1 g) = 0.668 mW/g; SAR(10 g) = 0.471 mW/g
Maximum value of SAR (interpolated) = 0.715 mW/g

Ab Scan/Z-Axis Scan (1x1x17): Measurement grid: dx=20mm, dy=20mm, dz=10mm
Maximum value of SAR (measured) = 0.651 mW/g



Highest Face SAR Configuration Result
Motorola Enterprise Mobility Solutions EME Laboratory
 Date/Time: 5/4/2010 9:11:41 AM

Robot# / Run#: DASY4-FL-2 / JsT-Face-100504-05
 Phantom# / Tissue Temp.: SAMTP1022 / 21.2 (C)
 DUT Model# / Serial#: H85XAH6JR5AN / 364VLEBTQH
 Antenna / TX Freq.: 85009275001 (Internal) / 902.5250 (MHz)
 Battery: SNN5823A w/ NTN2593xxxA
 Carry Acc. / Cable Acc.: None / None
 Start Power: 0.916 (W)

Note:
 Prior to recording the reported SAR values below, the measured SAR values were corrected for tissue frequencies from 136 MHz to 3 GHz.

Reported: 0.865 mW/g (1g); 0.623 mW/g (10g)

Comments: Full Scan; Flip Opened

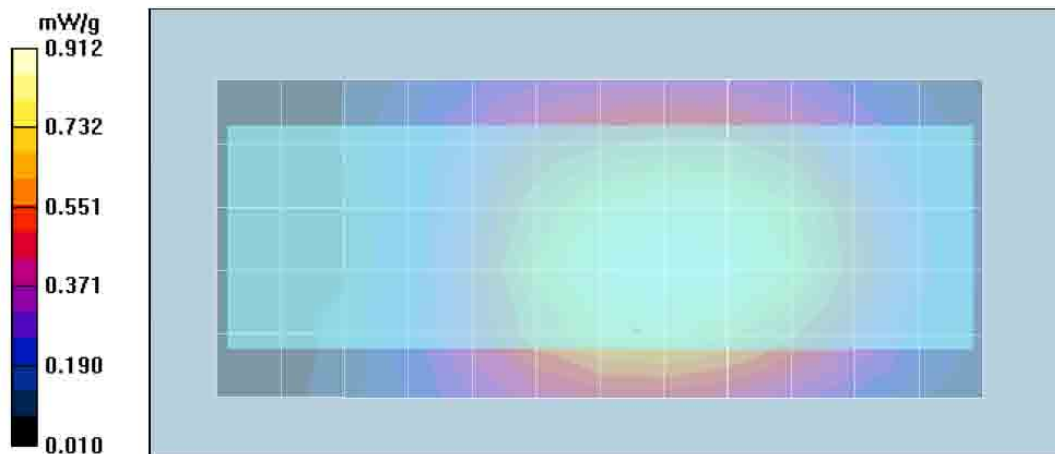
Probe: ES3DV3 - SN3147, Calibrated: 2/18/2010, ConvF(5.85, 5.85, 5.85)
 Electronics: DAE4 Sn729, Calibrated: 3/10/2010
 Duty Cycle: 1:1.05, Medium parameters used: $f = 915$ MHz; $\sigma = 0.99$ mho/m; $\epsilon_r = 40.3$; $\rho = 1000$ kg/m³

Face Scan/Zoom Scan (5x5x7)/Cube 0: Measurement grid: dx=7.5mm, dy=7.5mm, dz=5mm
 Reference Value = 30.0 V/m; Power Drift = -0.167 dB
 Peak SAR (extrapolated) = 1.17 W/kg
SAR(1 g) = 0.865 mW/g; SAR(10 g) = 0.623 mW/g
 Maximum value of SAR (measured) = 0.911 mW/g

Face Scan/Area Scan (51x121x1): Measurement grid: dx=15mm, dy=15mm
 Reference Value = 30.0 V/m; Power Drift = -0.0623 dB
Motorola Fast SAR: SAR(1 g) = 0.866 mW/g; SAR(10 g) = 0.615 mW/g
 Maximum value of SAR (interpolated) = 0.915 mW/g

Face Scan/Volume Scan 2D (41x41x1): Measurement grid: dx=7.5mm, dy=7.5mm, dz=1mm
 Reference Value = 30.0 V/m; Power Drift = -0.0495 dB
 Peak SAR (extrapolated) = 0.925 W/kg
Motorola Fast SAR: SAR(1 g) = 0.875 mW/g; SAR(10 g) = 0.620 mW/g
 Maximum value of SAR (interpolated) = 0.925 mW/g

Face Scan/Z-Axis Scan (1x1x17): Measurement grid: dx=20mm, dy=20mm, dz=10mm
 Maximum value of SAR (measured) = 0.894 mW/g



Highest Head SAR Configuration Result
Motorola Enterprise Mobility Solutions EME Laboratory
Date/Time: 4/30/2010 10:56:32 PM

Robot# / Run#: DASY4-FL-2 / MeC-Rear-100430-12
Phantom# / Tissue Temp.: SAMTP1022 / 21.4 (C)
DUT Model# / Serial#: H85XAH6JR5AN / 364VLEBTOH
Antenna / TX Freq.: 85009275001 (Internal) / 901.98175 (MHz)
Battery: SNN5793A w/ NTN2593xxxxA
Carry Acc. / Cable Acc.: None / None
Start Power: 0.631 (W)

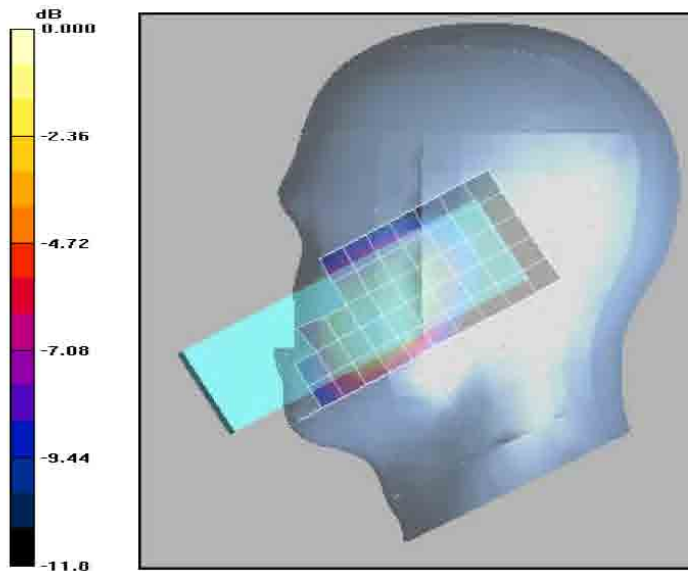
Note: Prior to recording the reported SAR values below, the measured SAR values were corrected for tissue frequencies from 136 MHz to 3 GHz.

Reported: 0.660 mW/g (1g); 0.418 mW/g (10g)

Comments: Full Scan: Touch

Probe: ES3DV3 - SN3147, Calibrated: 2/18/2010, ConvF(5.85, 5.85, 5.85)
Electronics: DAE4 Sn729, Calibrated: 3/10/2010
Duty Cycle: 1:3, Medium parameters used: $f = 899$ MHz; $\sigma = 0.99$ mho/m; $\epsilon_r = 41.5$; $\rho = 1000$ kg/m³

Right Ear-Touch Position/Area Scan (51x131x1): Measurement grid: dx=15mm, dy=15mm
Reference Value = 22.2 V/m; Power Drift = -0.155 dB
Motorola Fast SAR: SAR(1 g) = 0.629 mW/g; SAR(10 g) = 0.425 mW/g
Maximum value of SAR (interpolated) = 0.702 mW/g
Right Ear-Touch Position/Volume 2D Scan (41x41x1): Measurement grid: dx=7.5mm, dy=7.5mm, dz=1mm
Reference Value = 22.2 V/m; Power Drift = -0.188 dB
Peak SAR (extrapolated) = 0.749 W/kg
Motorola Fast SAR: SAR(1 g) = 0.682 mW/g; SAR(10 g) = 0.433 mW/g
Maximum value of SAR (interpolated) = 0.749 mW/g
Right Ear-Touch Position/Z-Axis Scan (1x1x17): Measurement grid: dx=20mm, dy=20mm, dz=10mm
Maximum value of SAR (measured) = 0.714 mW/g
Right Ear-Touch Position/Zoom Scan (5x5x7)/Cube 0: Measurement grid: dx=7.5mm, dy=7.5mm, dz=5mm
Reference Value = 22.2 V/m; Power Drift = -0.265 dB
Peak SAR (extrapolated) = 1.15 W/kg
SAR(1 g) = 0.660 mW/g; SAR(10 g) = 0.418 mW/g
Maximum value of SAR (measured) = 0.703 mW/g



Appendix F
DUT Scans

Section 1.0
806-825MHz Band Assessment of the offered batteries
(Section 13.2 Table 13)

Motorola Enterprise Mobility Solutions EME Laboratory
Date/Time: 5/6/2010 12:10:37 PM

Robot# / Run#: DASY4-FL-2 / JsT-Ab-100506-11
Phantom# / Tissue Temp.: OVAL1019 / 20.1 (C)
DUT Model# / Serial#: H85XAH6JR5AN / 364VLEBTQH
Antenna / TX Freq.: 85009275001 (Internal) / 815.5125 (MHz)
Battery: SNN5793A w/ NTN2593xxxxA
Carry Acc. / Cable Acc.: NNTN7793A / None
Start Power: 0.645 (W)

Note:
Prior to recording the reported SAR values below, the measured SAR values were corrected for tissue frequencies from 136 MHz to 3 GHz.

Reported: 0.658 mW/g (1g); 0.477 mW/g (10g)

Comments: Full Scan


Probe: ES3DV3 - SN3147, Calibrated: 2/18/2010, ConvF(5.81, 5.81, 5.81)
Electronics: DAE4 Sn729, Calibrated: 3/10/2010
Duty Cycle: 1:1.5, Medium parameters used: f = 815.5 MHz; $\sigma = 0.97$ mho/m; $\epsilon_r = 53.5$; $\rho = 1000$ kg/m³

Ab Scan/Zoom Scan (5x5x7)/Cube 0: Measurement grid: dx=7.5mm, dy=7.5mm, dz=5mm
Reference Value = 28.2 V/m; Power Drift = -0.576 dB
Peak SAR (extrapolated) = 0.890 W/kg
SAR(1 g) = 0.658 mW/g; SAR(10 g) = 0.477 mW/g
Maximum value of SAR (measured) = 0.704 mW/g

Ab Scan/Area Scan (51x71x1): Measurement grid: dx=15mm, dy=15mm
Reference Value = 28.2 V/m; Power Drift = -0.316 dB
Motorola Fast SAR: SAR(1 g) = 0.707 mW/g; SAR(10 g) = 0.497 mW/g
Maximum value of SAR (interpolated) = 0.756 mW/g

Ab Scan/Volume Scan 2D (41x41x1): Measurement grid: dx=7.5mm, dy=7.5mm, dz=1mm
Reference Value = 28.2 V/m; Power Drift = -0.434 dB
Peak SAR (extrapolated) = 0.715 W/kg
Motorola Fast SAR: SAR(1 g) = 0.668 mW/g; SAR(10 g) = 0.471 mW/g
Maximum value of SAR (interpolated) = 0.715 mW/g

Ab Scan/Z-Axis Scan (1x1x17): Measurement grid: dx=20mm, dy=20mm, dz=10mm
Maximum value of SAR (measured) = 0.651 mW/g



Section 2.0
806-825MHz Band Assessment of the offered data/audio cables
(Section 13.2 Table 14)

Motorola Enterprise Mobility Solutions EME Laboratory
Date/Time: 5/6/2010 12:41:38 PM

Robot# / Run#: DASY4-FL-2 / JsT-Ab-100506-12
Phantom# / Tissue Temp.: OVAL1019 / 20.1 (C)
DUT Model# / Serial#: H85XAH6JR5AN / 364VLEBTQH
Antenna / TX Freq.: 85009275001 (Internal) / 815.5125 (MHz)
Battery: SNN5793A w/ NTN2593xxxxA
Carry Acc. / Cable Acc.: NNTN7793A / SKN6238A
Start Power: 0.645 (W)

Note:
Prior to recording the reported SAR values below, the measured SAR
values were corrected for tissue frequencies from 136 MHz to 3 GHz.

Reported: 0.553 mW/g (1g); 0.404 mW/g (10g)

Comments: Full Scan


Probe: ES3DV3 - SN3147, Calibrated: 2/18/2010, ConvF(5.81, 5.81, 5.81)
Electronics: DAE4 Sn729, Calibrated: 3/10/2010
Duty Cycle: 1:1.5, Medium parameters used: f = 815.5 MHz; sigma = 0.97 mho/m; epsilon = 53.5; rho = 1000 kg/m^3

Ab Scan/Zoom Scan (5x5x7)/Cube 0: Measurement grid: dx=7.5mm, dy=7.5mm, dz=5mm
Reference Value = 25.9 V/m; Power Drift = -0.565 dB
Peak SAR (extrapolated) = 0.716 W/kg
SAR(1 g) = 0.553 mW/g; SAR(10 g) = 0.404 mW/g
Maximum value of SAR (measured) = 0.587 mW/g

Ab Scan/Area Scan (51x71x1): Measurement grid: dx=15mm, dy=15mm.
Reference Value = 25.9 V/m; Power Drift = -0.451 dB
Motorola Fast SAR: SAR(1 g) = 0.608 mW/g; SAR(10 g) = 0.427 mW/g
Maximum value of SAR (interpolated) = 0.647 mW/g

Ab Scan/Volume Scan 2D (41x41x1): Measurement grid: dx=7.5mm, dy=7.5mm, dz=1mm
Reference Value = 25.9 V/m; Power Drift = -0.593 dB
Peak SAR (extrapolated) = 0.584 W/kg
Motorola Fast SAR: SAR(1 g) = 0.548 mW/g; SAR(10 g) = 0.394 mW/g
Maximum value of SAR (interpolated) = 0.584 mW/g

Ab Scan/Z-Axis Scan (1x1x17): Measurement grid: dx=20mm, dy=20mm, dz=10mm
Maximum value of SAR (measured) = 0.559 mW/g



Section 3.0
806-825MHz Band Assessment of frequency band edges of the offered antenna
(Section 13.2 Table 15)

Motorola Enterprise Mobility Solutions EME Laboratory
Date/Time: 5/6/2010 3:51:48 PM

Robot# / Run#: DASY4-FL-2 / JsT-Ab-100506-17
Phantom# / Tissue Temp.: OVAL1019 / 19.9 (C)
DUT Model# / Serial#: H85XAH6JR5AN / 364VLEBTQH
Antenna / TX Freq.: 85009275001 (Internal) / 806.0125 (MHz)
Battery: SNN5793A w/NTN2593xxxA
Carry Acc. / Cable Acc.: NNTN7793A / None
Start Power: 0.648 (W)

Note:
Prior to recording the reported SAR values below, the measured SAR
values were corrected for tissue frequencies from 136 MHz to 3 GHz.

Reported: 0.637 mW/g (1g); 0.477 mW/g (10g)

Comments: Full Scan

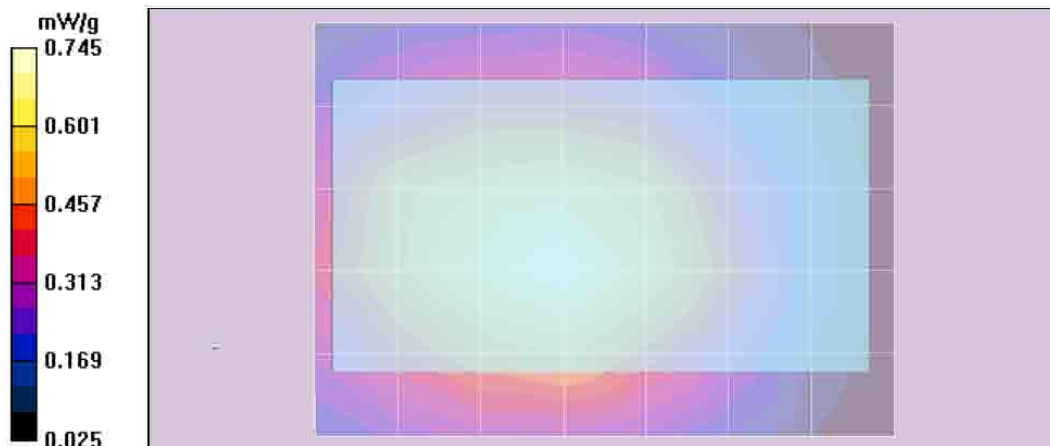
Probe: ES3DV3 - SN3147, Calibrated: 2/18/2010, ConvF(5.81, 5.81, 5.81)
Electronics: DAE4 Sn729, Calibrated: 3/10/2010
Duty Cycle: 1:1.5, Medium parameters used: f = 815.5 MHz; sigma = 0.97 mho/m; epsilon = 53.5; rho = 1000 kg/m^3

Ab Scan/Zoom Scan (5x5x7)/Cube 0: Measurement grid: dx=7.5mm, dy=7.5mm, dz=5mm
Reference Value = 28.2 V/m; Power Drift = -0.681 dB
Peak SAR (extrapolated) = 0.853 W/kg
SAR(1 g) = 0.637 mW/g; SAR(10 g) = 0.477 mW/g
Maximum value of SAR (measured) = 0.669 mW/g

Ab Scan/Area Scan (51x71x1): Measurement grid: dx=15mm, dy=15mm
Reference Value = 28.2 V/m; Power Drift = -0.346 dB
Motorola Fast SAR: SAR(1 g) = 0.702 mW/g; SAR(10 g) = 0.492 mW/g
Maximum value of SAR (interpolated) = 0.750 mW/g

Ab Scan/Volume Scan 2D (41x41x1): Measurement grid: dx=7.5mm, dy=7.5mm, dz=1mm
Reference Value = 28.2 V/m; Power Drift = -0.393 dB
Peak SAR (extrapolated) = 0.707 W/kg
Motorola Fast SAR: SAR(1 g) = 0.651 mW/g; SAR(10 g) = 0.468 mW/g
Maximum value of SAR (interpolated) = 0.707 mW/g

Ab Scan/Z-Axis Scan (1x1x17): Measurement grid: dx=20mm, dy=20mm, dz=10mm
Maximum value of SAR (measured) = 0.670 mW/g



Section 4.0
806-825MHz Band Assessment without body worn accessory at 2.5cm
(Section 13.2 Table 16)

Motorola Enterprise Mobility Solutions EME Laboratory
Date/Time: 5/7/2010 6:54:55 PM

Robot# / Run#: DASY4-FL-2 / MeC-Ab-100507-03
Phantom# / Tissue Temp.: OVAL1019 / 20.6 (C)
DUT Model# / Serial#: H85XAH6JR5AN / 364VLEBTQH
Antenna / TX Freq.: 85009275001 (Internal) / 815.51250 (MHz)
Battery: SNN5793A w/ NTN2593xxxxA
Carry Acc. / Cable Acc.: None / None
Start Power: 0.642 (W)

Note: Prior to recording the reported SAR values below, the measured SAR values were corrected for tissue frequencies from 136 MHz to 3 GHz.

Reported: 0.469 mW/g (1g); 0.309 mW/g (10g)

Comments: Full Scan; Back of DUT @ 2.5 cm; Flip Closed.

Probe: ES3DV3 - SN3147, Calibrated: 2/18/2010, ConvF(5.81, 5.81, 5.81)
Electronics: DAE4 Sn729, Calibrated: 3/10/2010
Duty Cycle: 1:1.5, Medium parameters used; f = 815.5 MHz; sigma = 0.97 mho/m; epsilon_f = 54.9; rho = 1000 kg/m^3


Ab Scan/Area Scan (51x71x1): Measurement grid: dx=15mm, dy=15mm
Reference Value = 22.6 V/m; Power Drift = -0.490 dB
Motorola Fast SAR: SAR(1 g) = 0.430 mW/g; SAR(10 g) = 0.305 mW/g
Maximum value of SAR (interpolated) = 0.453 mW/g

Ab Scan/Volume Scan 2D (41x41x1): Measurement grid: dx=7.5mm, dy=7.5mm, dz=1mm
Reference Value = 22.6 V/m; Power Drift = -0.568 dB
Peak SAR (extrapolated) = 0.440 W/kg
Motorola Fast SAR: SAR(1 g) = 0.409 mW/g; SAR(10 g) = 0.289 mW/g

Warning: Maximum averaged SAR over 10 g is located on the boundary of the measurement cube. This cube might not incorporate the absolute averaged SAR. Please consider a refinement of the Area Scan measurement.
Maximum value of SAR (interpolated) = 0.440 mW/g

Ab Scan/Z-Axis Scan (1x1x17): Measurement grid: dx=20mm, dy=20mm, dz=10mm
Maximum value of SAR (measured) = 0.000 mW/g

Ab Scan/Zoom Scan (7x7x7)/Cube 0: Measurement grid: dx=7.5mm, dy=7.5mm, dz=5mm
Reference Value = 22.6 V/m; Power Drift = -999.0 dB
Peak SAR (extrapolated) = 0.796 W/kg
SAR(1 g) = 0.469 mW/g; SAR(10 g) = 0.309 mW/g
Maximum value of SAR (measured) = 0.432 mW/g



Section 5.0
806-825MHz Band Assessment of the offered batteries
(Section 13.2 Table 17)

Motorola Enterprise Mobility Solutions EME Laboratory
Date/Time: 4/26/2010 11:12:09 AM

Robot# / Run#: DASY4-FL-2 / JsT-Lear-100426-02
Phantom# / Tissue Temp.: SAMTP1022 / 22.3 (C)
DUT Model# / Serial#: H85XAH6JR5AN / 364VLEBTQH
Antenna / TX Freq.: 85009275001 (Internal) / 815.5125 (MHz)
Battery: SNN5823A w/ NTN2593xxxxA
Carry Acc. / Cable Acc.: None / None
Start Power: 0.626 (W)

Note:
Prior to recording the reported SAR values below, the measured SAR
values were corrected for tissue frequencies from 136 MHz to 3 GHz.

Reported: 0.422 mW/g (1g); 0.302 mW/g (10g)


Comments: Full Scan: Touch
Probe: ES3DV3 - SN3147, Calibrated: 2/18/2010, ConvF(5.85, 5.85, 5.85)
Electronics: DAE4 Sn729, Calibrated: 3/10/2010
Duty Cycle: 1:3, Medium parameters used: f = 815.5 MHz; sigma = 0.88 mho/m; epsilon_r = 40.5; rho = 1000 kg/m^3

Left Ear-Touch position/Zoom Scan (5x5x7)/Cube 0: Measurement grid: dx=7.5mm, dy=7.5mm, dz=5mm
Reference Value = 22.1 V/m; Power Drift = 0.0125 dB
Peak SAR (extrapolated) = 0.565 W/kg
SAR(1 g) = 0.417 mW/g; SAR(10 g) = 0.300 mW/g
Maximum value of SAR (measured) = 0.441 mW/g

Left Ear-Touch position/Area Scan (51x121x1): Measurement grid: dx=15mm, dy=15mm
Reference Value = 22.1 V/m; Power Drift = 0.00348 dB
Motorola Fast SAR: SAR(1 g) = 0.416 mW/g; SAR(10 g) = 0.282 mW/g
Maximum value of SAR (interpolated) = 0.449 mW/g

Left Ear-Touch position/Volume 2D Scan (41x41x1): Measurement grid: dx=7.5mm, dy=7.5mm, dz=1mm
Reference Value = 22.1 V/m; Power Drift = 0.0216 dB
Peak SAR (extrapolated) = 0.430 W/kg
Motorola Fast SAR: SAR(1 g) = 0.407 mW/g; SAR(10 g) = 0.283 mW/g
Maximum value of SAR (interpolated) = 0.430 mW/g

Left Ear-Touch position/Z-Axis Scan (1x1x17): Measurement grid: dx=20mm, dy=20mm, dz=10mm
Maximum value of SAR (measured) = 0.397 mW/g



Section 6.0 806-825MHz Band Assessment of the tilt position (Section 13.2 Table 18)

Motorola Enterprise Mobility Solutions EME Laboratory
Date/Time: 4/26/2010 12:22:59 PM

Robot# / Run#: DASY4-FL-2 / JsT-Lear-100426-04
Phantom# / Tissue Temp.: SAMTP1022 / 22.0 (C)
DUT Model# / Serial#: H85XAH6JR5AN / 364VLEBTQH
Antenna / TX Freq.: 85009275001 (Internal) / 815.5125 (MHz)
Battery: SNN5823A w/ NTN2593xxxxA
Carry Acc. / Cable Acc.: None / None
Start Power: 0.628 (W)

Note:
Prior to recording the reported SAR values below, the measured SAR values were corrected for tissue frequencies from 136 MHz to 3 GHz.

Reported: 0.186 mW/g (1g); 0.140 mW/g (10g)

Comments: Full Scan: Tilt
Probe: ES3DV3 - SN3147, Calibrated: 2/18/2010, ConvF(5.85, 5.85, 5.85)
Electronics: DAE4 Sn729, Calibrated: 3/10/2010
Duty Cycle: 1:3, Medium parameters used: $f = 815.5 \text{ MHz}$; $\sigma = 0.88 \text{ mho/m}$; $\epsilon_r = 40.5$; $\rho = 1000 \text{ kg/m}^3$

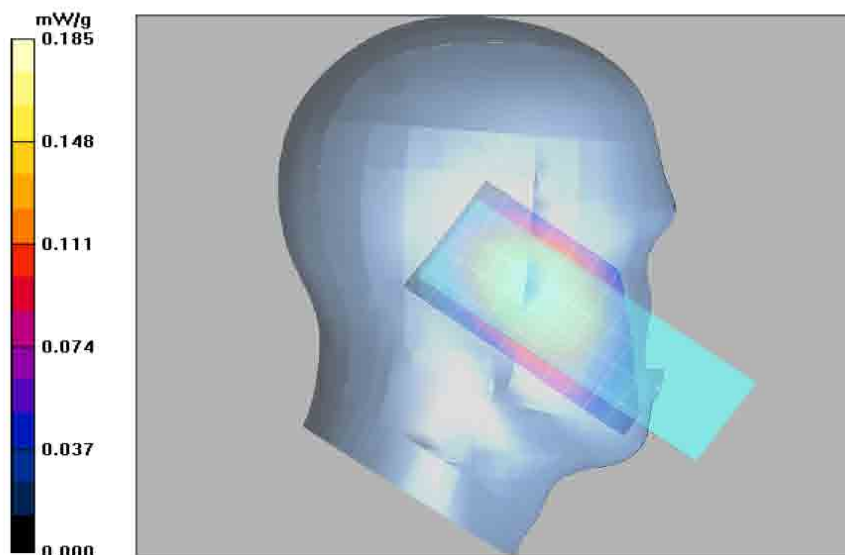
Left Ear-15D Tilt position/Zoom Scan (5x5x7)/Cube 0: Measurement grid: dx=7.5mm, dy=7.5mm, dz=5mm
Reference Value = 14.9 V/m; Power Drift = -0.068 dB
Peak SAR (extrapolated) = 0.229 W/kg
SAR(1 g) = 0.184 mW/g; SAR(10 g) = 0.139 mW/g
Maximum value of SAR (measured) = 0.192 mW/g

Left Ear-15D Tilt position/Area Scan (51x121x1): Measurement grid: dx=15mm, dy=15mm
Reference Value = 14.9 V/m; Power Drift = 0.0378 dB
Motorola Fast SAR: SAR(1 g) = 0.181 mW/g; SAR(10 g) = 0.128 mW/g
Maximum value of SAR (interpolated) = 0.190 mW/g

Left Ear-15D Tilt position/Volume 2D Scan (41x41x1): Measurement grid: dx=7.5mm, dy=7.5mm, dz=1mm
Reference Value = 14.9 V/m; Power Drift = 0.0506 dB
Peak SAR (extrapolated) = 0.199 W/kg
Motorola Fast SAR: SAR(1 g) = 0.185 mW/g; SAR(10 g) = 0.130 mW/g

Warning: Maximum averaged SAR over 10 g is located on the boundary of the measurement cube. This cube might not incorporate the absolute averaged SAR. Please consider a refinement of the Area Scan measurement.
Maximum value of SAR (interpolated) = 0.199 mW/g

Left Ear-15D Tilt position/Z-Axis Scan (1x1x17): Measurement grid: dx=20mm, dy=20mm, dz=10mm
Maximum value of SAR (measured) = 0.194 mW/g



Section 7.0
806-825MHz Band Assessment of frequency band edges of the offered antenna
(Section 13.2 Table 19)

Motorola Enterprise Mobility Solutions EME Laboratory
Date/Time: 4/26/2010 1:28:30 PM

Robot# / Run#: DASY4-FL-2 / JsT-Lear-100426-06
Phantom# / Tissue Temp.: SAMTP1022 / 21.9 (C)
DUT Model# / Serial#: H85XAH6JR5AN / 364VLEBTQH
Antenna / TX Freq.: 85009275001 (Internal) / 824.9875 (MHz)
Battery: SNN5823A w/NTN2593xxxxA
Carry Acc. / Cable Acc.: None / None
Start Power: 0.645 (W)

Note:
Prior to recording the reported SAR values below, the measured SAR
values were corrected for tissue frequencies from 136 MHz to 3 GHz.

Reported: 0.455 mW/g (1g); 0.318 mW/g (10g)

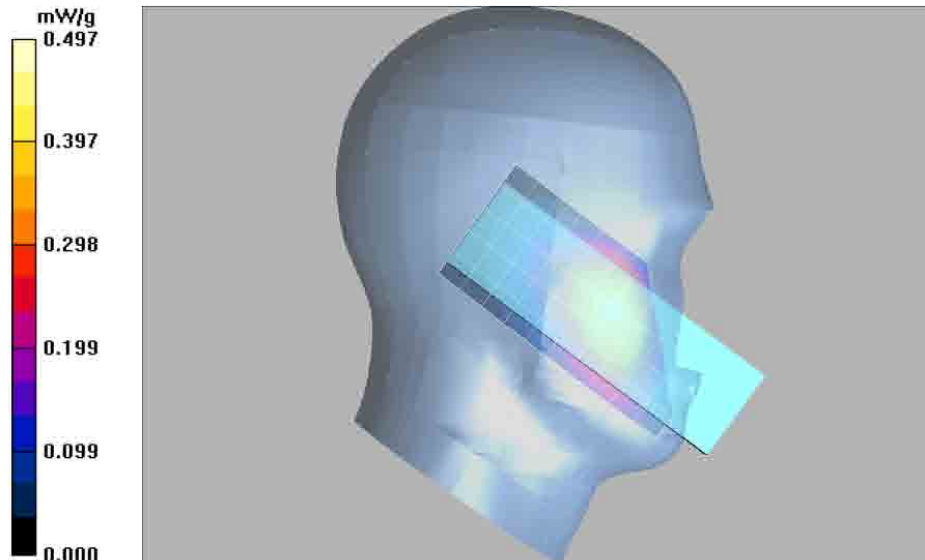
Comments: Full Scan; Touch
Probe: ES3DV3 - SN3147, Calibrated: 2/18/2010, ConvF(5.85, 5.85, 5.85)
Electronics: DAE4 Sn729, Calibrated: 3/10/2010
Duty Cycle: 1:3, Medium parameters used: f = 815.5 MHz; sigma = 0.88 mho/m; epsilon_p = 40.5; rho = 1000 kg/m^3

Left Ear-Touch position/Zoom Scan (5x5x7)/Cube 0: Measurement grid: dx=7.5mm, dy=7.5mm, dz=5mm
Reference Value = 23.1 V/m; Power Drift = -0.454 dB
Peak SAR (extrapolated) = 0.635 W/kg
SAR(1 g) = 0.450 mW/g; SAR(10 g) = 0.316 mW/g
Maximum value of SAR (measured) = 0.476 mW/g

Left Ear-Touch position/Area Scan (51x121x1): Measurement grid: dx=15mm, dy=15mm
Reference Value = 23.1 V/m; Power Drift = 0.0227 dB
Motorola Fast SAR: SAR(1 g) = 0.468 mW/g; SAR(10 g) = 0.319 mW/g
Maximum value of SAR (interpolated) = 0.504 mW/g

Left Ear-Touch position/Volume 2D Scan (41x41x1): Measurement grid: dx=7.5mm, dy=7.5mm, dz=1mm
Reference Value = 23.1 V/m; Power Drift = -0.014 dB
Peak SAR (extrapolated) = 0.485 W/kg
Motorola Fast SAR: SAR(1 g) = 0.454 mW/g; SAR(10 g) = 0.312 mW/g
Maximum value of SAR (interpolated) = 0.485 mW/g

Left Ear-Touch position/Z-Axis Scan (1x1x17): Measurement grid: dx=20mm, dy=20mm, dz=10mm
Maximum value of SAR (measured) = 0.481 mW/g



Section 8.0 806-825MHz Band Assessment of the touch and tilt position (Section 13.2 Table 20)

Motorola Enterprise Mobility Solutions EME Laboratory
Date/Time: 4/27/2010 10:13:29 AM

Robot# / Run#: DASY4-FL-2 / JsT-Rear-100427-04
Phantom# / Tissue Temp.: SAMTP1022 / 21.1 (C)
DUT Model# / Serial#: H85XAH6JR5AN / 364VLEBTQH
Antenna / TX Freq.: 85009275001 (Internal) / 815.5125 (MHz)
Battery: SNN5823A w/ NTN2593xxxxA
Carry Acc. / Cable Acc.: None / None
Start Power: 0.626 (W)

Note:
Prior to recording the reported SAR values below, the measured SAR values were corrected for tissue frequencies from 136 MHz to 3 GHz.

Reported: 0.529 mW/g (1g); 0.349 mW/g (10g)

Comments: Full Scan: Touch
Probe: ES3DV3 - SN3147, Calibrated: 2/18/2010, ConvF(5.85, 5.85, 5.85)
Electronics: DAE4 Sn729, Calibrated: 3/10/2010


Duty Cycle: 1:3, Medium parameters used: $f = 815.5$ MHz; $\sigma = 0.88$ mho/m; $\epsilon_r = 40.7$; $\rho = 1000$ kg/m³

Right Ear-Touch Position/Zoom Scan (5x5x7)/Cube 0: Measurement grid: dx=7.5mm, dy=7.5mm, dz=5mm
Reference Value = 19.6 V/m; Power Drift = -0.0239 dB
Peak SAR (extrapolated) = 0.856 W/kg
SAR(1 g) = 0.523 mW/g; SAR(10 g) = 0.347 mW/g
Maximum value of SAR (measured) = 0.558 mW/g

Right Ear-Touch Position/Area Scan (51x131x1): Measurement grid: dx=15mm, dy=15mm
Reference Value = 19.6 V/m; Power Drift = -0.0324 dB
Motorola Fast SAR: SAR(1 g) = 0.484 mW/g; SAR(10 g) = 0.329 mW/g
Maximum value of SAR (interpolated) = 0.535 mW/g

Right Ear-Touch Position/Volume 2D Scan (41x41x1): Measurement grid: dx=7.5mm, dy=7.5mm, dz=1mm
Reference Value = 19.6 V/m; Power Drift = 0.0236 dB
Peak SAR (extrapolated) = 0.546 W/kg
Motorola Fast SAR: SAR(1 g) = 0.501 mW/g; SAR(10 g) = 0.331 mW/g
Maximum value of SAR (interpolated) = 0.546 mW/g

Right Ear-Touch Position/Z-Axis Scan (1x1x17): Measurement grid: dx=20mm, dy=20mm, dz=10mm
Maximum value of SAR (measured) = 0.551 mW/g



Section 9.0
806-825MHz Band Assessment of frequency band edges of the offered antenna
(Section 13.2 Table 21)

Motorola Enterprise Mobility Solutions EME Laboratory
Date/Time: 4/30/2010 7:45:24 PM

Robot# / Run#: DASY4-FL-2 / MeC-Rear-100430-08
Phantom# / Tissue Temp.: SAMTP1022 / 21.3 (C)
DUT Model# / Serial#: H85XAH6JR5AN / 364VLEBTQH
Antenna / TX Freq.: 85009275001 (Internal) / 824.9875 (MHz)
Battery: SNN5823A w/ NTN2593xxxA
Carry Acc. / Cable Acc.: None / None
Start Power: 0.625 (W)

Note: Prior to recording the reported SAR values below, the measured SAR values were corrected for tissue frequencies from 136 MHz to 3 GHz.

Reported: 0.481 mW/g (1g); 0.323 mW/g (10g)

Comments: Full Scan: Touch

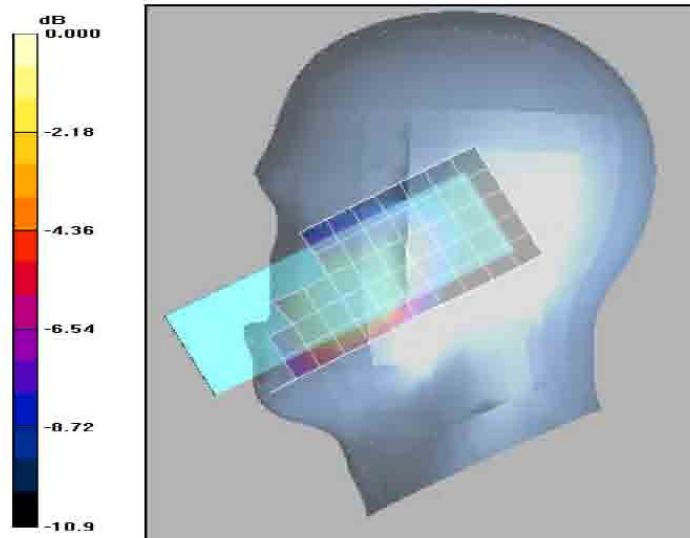
Probe: ES3DV3 - SN3147, Calibrated: 2/18/2010, ConvF(5.85, 5.85, 5.85)
Electronics: DAE4 Sn729, Calibrated: 3/10/2010
Duty Cycle: 1:3, Medium parameters used: f = 815.5 MHz; $\sigma = 0.91$ mho/m; $\epsilon_r = 42.5$; $\rho = 1000$ kg/m³

Right Ear-Touch Position/Area Scan (51x131x1): Measurement grid: dx=15mm, dy=15mm
Reference Value = 18.5 V/m; Power Drift = -0.0451 dB
Motorola Fast SAR: SAR(1 g) = 0.444 mW/g; SAR(10 g) = 0.305 mW/g
Maximum value of SAR (interpolated) = 0.489 mW/g

Right Ear-Touch Position/Volume 2D Scan (41x41x1): Measurement grid: dx=7.5mm, dy=7.5mm, dz=1mm
Reference Value = 18.5 V/m; Power Drift = -0.0961 dB
Peak SAR (extrapolated) = 0.522 W/kg
Motorola Fast SAR: SAR(1 g) = 0.481 mW/g; SAR(10 g) = 0.320 mW/g
Maximum value of SAR (interpolated) = 0.522 mW/g

Right Ear-Touch Position/Z-Axis Scan (1x1x17): Measurement grid: dx=20mm, dy=20mm, dz=10mm
Maximum value of SAR (measured) = 0.495 mW/g

Right Ear-Touch Position/Zoom Scan (5x5x7)/Cube 0: Measurement grid: dx=7.5mm, dy=7.5mm, dz=5mm
Reference Value = 18.5 V/m; Power Drift = -0.165 dB
Peak SAR (extrapolated) = 0.759 W/kg
SAR(1 g) = 0.475 mW/g; SAR(10 g) = 0.320 mW/g
Maximum value of SAR (measured) = 0.508 mW/g



Section 10.0 806-825MHz Band Assessment of the flip open and closed (Section 13.2 Table 22)

Motorola Enterprise Mobility Solutions EME Laboratory
Date/Time: 5/3/2010 10:56:00 AM

Robot# / Run#: DASY4-FL-2 / JsT-Face-100503-02
Phantom# / Tissue Temp.: SAMTP1022 / 20.7 (C)
DUT Model# / Serial#: H85XAH6JR5AN / 364VLEBTQH
Antenna / TX Freq.: 85009275001 (Internal) / 815.5125 (MHz)
Battery: SNN5823A w/ NTN2593xxxxA
Carry Acc. / Cable Acc.: None / None
Start Power: 0.628 (W)

Note:
Prior to recording the reported SAR values below, the measured SAR values were corrected for tissue frequencies from 136 MHz to 3 GHz.

Reported: 0.108 mW/g (1g); 0.0795mW/g (10g)

Comments: Full Scan: Flip Opened


Probe: ES3DV3 - SN3147, Calibrated: 2/18/2010, ConvF(5.85, 5.85, 5.85)
Electronics: DAE4 Sn729, Calibrated: 3/10/2010
Duty Cycle: 1:6, Medium parameters used; f = 815.5 MHz; $\sigma = 0.89$ mho/m; $\epsilon_r = 41.1$; $\rho = 1000$ kg/m³

Face Scan/Zoom Scan (5x5x7)/Cube 0: Measurement grid: dx=7.5mm, dy=7.5mm, dz=5mm
Reference Value = 10.4 V/m; Power Drift = -0.103 dB
Peak SAR (extrapolated) = 0.141 W/kg
SAR(1 g) = 0.107 mW/g; SAR(10 g) = 0.0792 mW/g
Maximum value of SAR (measured) = 0.113 mW/g

Face Scan/Area Scan (51x121x1): Measurement grid: dx=15mm, dy=15mm
Reference Value = 10.4 V/m; Power Drift = -0.0711 dB
Motorola Fast SAR: SAR(1 g) = 0.111 mW/g; SAR(10 g) = 0.0797 mW/g
Maximum value of SAR (interpolated) = 0.117 mW/g

Face Scan/Volume Scan 2D (41x41x1): Measurement grid: dx=7.5mm, dy=7.5mm, dz=1mm
Reference Value = 10.4 V/m; Power Drift = -0.0411 dB
Peak SAR (extrapolated) = 0.119 W/kg
Motorola Fast SAR: SAR(1 g) = 0.110 mW/g; SAR(10 g) = 0.078 mW/g
Maximum value of SAR (interpolated) = 0.119 mW/g

Face Scan/Z-Axis Scan (1x1x17): Measurement grid: dx=20mm, dy=20mm, dz=10mm
Maximum value of SAR (measured) = 0.111 mW/g



Section 11.0
806-825MHz Band Assessment of frequency band edges of the offered antenna
(Section 13.2 Table 23)

Motorola Enterprise Mobility Solutions EME Laboratory
 Date/Time: 5/3/2010 11:57:51 AM

Robot# / Run#: DASY4-FL-2 / JsT-Face-100503-04
 Phantom# / Tissue Temp.: SAMTP1022 / 20.5 (C)
 DUT Model# / Serial#: H85XAH6JR5AN / 364VLEBTQH
 Antenna / TX Freq.: 85009275001 (Internal) / 806.0125 (MHz)
 Battery: SNN5823A w/NTN2593xxxA
 Carry Acc. / Cable Acc.: None / None
 Start Power: 0.631 (W)

Note:
 Prior to recording the reported SAR values below, the measured SAR values were corrected for tissue frequencies from 136 MHz to 3 GHz.

Reported: 0.109 mW/g (1g); 0.080 mW/g (10g)

Comments: Full Scan: Flip Opened


Probe: ES3DV3 - SN3147, Calibrated: 2/18/2010, ConvF(5.85, 5.85, 5.85)
 Electronics: DAE4 Sn729, Calibrated: 3/10/2010
 Duty Cycle: 1:6, Medium parameters used: f = 815.5 MHz; $\sigma = 0.89$ mho/m; $\epsilon_r = 41.1$; $\rho = 1000$ kg/m³

Face Scan/Zoom Scan (5x5x7)/Cube 0: Measurement grid: dx=7.5mm, dy=7.5mm, dz=5mm
 Reference Value = 10.4 V/m; Power Drift = -0.172 dB
 Peak SAR (extrapolated) = 0.138 W/kg
SAR(1 g) = 0.108 mW/g; SAR(10 g) = 0.0797 mW/g
 Maximum value of SAR (measured) = 0.113 mW/g

Face Scan/Area Scan (51x121x1): Measurement grid: dx=15mm, dy=15mm
 Reference Value = 10.4 V/m; Power Drift = -0.0494 dB
Motorola Fast SAR: SAR(1 g) = 0.112 mW/g; SAR(10 g) = 0.0797 mW/g
 Maximum value of SAR (interpolated) = 0.119 mW/g

Face Scan/Volume Scan 2D (41x41x1): Measurement grid: dx=7.5mm, dy=7.5mm, dz=1mm
 Reference Value = 10.4 V/m; Power Drift = -0.103 dB
 Peak SAR (extrapolated) = 0.119 W/kg
Motorola Fast SAR: SAR(1 g) = 0.111 mW/g; SAR(10 g) = 0.078 mW/g

Face Scan/Z-Axis Scan (1x1x17): Measurement grid: dx=20mm, dy=20mm, dz=10mm
 Maximum value of SAR (measured) = 0.111 mW/g



Section 12.0 896-902MHz Band Assessment of the offered batteries (Section 13.4 Table 24)

Motorola Enterprise Mobility Solutions EME Laboratory
Date/Time: 5/5/2010 7:57:38 AM

Robot# / Run#: DASY4-FL-2 / JsT-Ab-100505-02
Phantom# / Tissue Temp.: OVAL1019 / 21.0 (C)
DUT Model# / Serial#: H85XAH6JR5AN / 364VLEBTQH
Antenna / TX Freq.: 85009275001 (Internal) / 898.99375 (MHz)
Battery: SNN5793A w/NTN2593xxxxA
Carry Acc. / Cable Acc.: NNTN7793A / None
Start Power: 0.640 (W)

Note:
Prior to recording the reported SAR values below, the measured SAR values were corrected for tissue frequencies from 136 MHz to 3 GHz.

Reported: 0.470 mW/g (1g); 0.333 mW/g (10g)

Comments: Full Scan


Probe: ES3DV3 - SN3147, Calibrated: 2/18/2010, ConvF(5.81, 5.81, 5.81)
Electronics: DAE4 Sn729, Calibrated: 3/10/2010
Duty Cycle: 1:1.5, Medium parameters used: $f = 899$ MHz; $\sigma = 1.06$ mho/m; $\epsilon_r = 52.9$; $\rho = 1000$ kg/m³

Ab Scan/Zoom Scan (5x5x7)/Cube 0: Measurement grid: dx=7.5mm, dy=7.5mm, dz=5mm
Reference Value = 22.2 V/m; Power Drift = -0.316 dB
Peak SAR (extrapolated) = 0.635 W/kg
SAR(1 g) = 0.470 mW/g; SAR(10 g) = 0.333 mW/g
Maximum value of SAR (measured) = 0.507 mW/g

Ab Scan/Area Scan (51x71x1): Measurement grid: dx=15mm, dy=15mm
Reference Value = 22.2 V/m; Power Drift = -0.142 dB
Motorola Fast SAR: SAR(1 g) = 0.476 mW/g; SAR(10 g) = 0.331 mW/g
Maximum value of SAR (interpolated) = 0.508 mW/g

Ab Scan/Volume Scan 2D (41x41x1): Measurement grid: dx=7.5mm, dy=7.5mm, dz=1mm
Reference Value = 22.2 V/m; Power Drift = -0.192 dB
Peak SAR (extrapolated) = 0.502 W/kg
Motorola Fast SAR: SAR(1 g) = 0.472 mW/g; SAR(10 g) = 0.329 mW/g
Maximum value of SAR (interpolated) = 0.502 mW/g

Ab Scan/Z-Axis Scan (1x1x17): Measurement grid: dx=20mm, dy=20mm, dz=10mm
Maximum value of SAR (measured) = 0.473 mW/g



Section 13.0 896-902MHz Band Assessment of the offered data/audio cable (Section 13.4 Table 25)

Motorola Enterprise Mobility Solutions EME Laboratory
Date/Time: 5/5/2010 8:43:45 AM

Robot# / Run#: DASY4-FL-2 / JsT-Ab-100505-03
Phantom# / Tissue Temp.: OVAL1019 / 20.9 (C)
DUT Model# / Serial#: H85XAH6JR5AN / 364VLEBTQH
Antenna / TX Freq.: 85009275001 (Internal) / 898.99375 (MHz)
Battery: SNN5793A w/ NTN2593xxxxA
Carry Acc. / Cable Acc.: NNTN7793A / SKN6238A
Start Power: 0.641 (W)

Note:
Prior to recording the reported SAR values below, the measured SAR values were corrected for tissue frequencies from 136 MHz to 3 GHz.

Reported: 0.306 mW/g (1g); 0.218 mW/g (10g)

Comments: Full Scan


Probe: ES3DV3 - SN3147, Calibrated: 2/18/2010, ConvF(5.81, 5.81, 5.81)
Electronics: DAE4 Sn729, Calibrated: 3/10/2010
Duty Cycle: 1:1.5, Medium parameters used: f = 899 MHz; $\sigma = 1.06$ mho/m; $\epsilon_r = 52.9$; $\rho = 1000$ kg/m³

Ab Scan/Zoom Scan (5x5x7)/Cube 0: Measurement grid: dx=7.5mm, dy=7.5mm, dz=5mm
Reference Value = 18.1 V/m; Power Drift = -0.300 dB
Peak SAR (extrapolated) = 0.419 W/kg
SAR(1 g) = 0.306 mW/g; SAR(10 g) = 0.218 mW/g
Maximum value of SAR (measured) = 0.327 mW/g

Ab Scan/Area Scan (51x71x1): Measurement grid: dx=15mm, dy=15mm
Reference Value = 18.1 V/m; Power Drift = -0.210 dB
Motorola Fast SAR: SAR(1 g) = 0.320 mW/g; SAR(10 g) = 0.222 mW/g
Maximum value of SAR (interpolated) = 0.343 mW/g

Ab Scan/Volume Scan 2D (41x41x1): Measurement grid: dx=7.5mm, dy=7.5mm, dz=1mm
Reference Value = 18.1 V/m; Power Drift = -0.246 dB
Peak SAR (extrapolated) = 0.333 W/kg
Motorola Fast SAR: SAR(1 g) = 0.312 mW/g; SAR(10 g) = 0.218 mW/g
Maximum value of SAR (interpolated) = 0.333 mW/g

Ab Scan/Z-Axis Scan (1x1x17): Measurement grid: dx=20mm, dy=20mm, dz=10mm
Maximum value of SAR (measured) = 0.332 mW/g



Section 14.0
896-902MHz Band Assessment of frequency band edges of the offered antenna
(Section 13.4 Table 26)

Motorola Enterprise Mobility Solutions EME Laboratory
Date/Time: 5/5/2010 11:11:41 AM

Robot# / Run#: DASY4-FL-2 / JsT-Ab-100505-08
Phantom# / Tissue Temp.: OVAL1019 / 20.3 (C)
DUT Model# / Serial#: H85XAH6JR5AN / 364VLEBTQH
Antenna / TX Freq.: 85009275001 (Internal) / 896.01875 (MHz)
Battery: SNN5793A w/ NTN2593xxxA
Carry Acc. / Cable Acc.: NNTN7793A / None
Start Power: 0.643 (W)

Note:
Prior to recording the reported SAR values below, the measured SAR values were corrected for tissue frequencies from 136 MHz to 3 GHz.

Reported: 0.477 mW/g (1g); 0.347 mW/g (10g)

Comments: Full Scan


Probe: ES3DV3 - SN3147, Calibrated: 2/18/2010, ConvF(5.81, 5.81, 5.81)
Electronics: DAE4 Sn729, Calibrated: 3/10/2010
Duty Cycle: 1:1.5, Medium parameters used: f = 899 MHz; $\sigma = 1.06$ mho/m; $\epsilon_r = 52.9$; $\rho = 1000$ kg/m³

Ab Scan/Zoom Scan (5x5x7)/Cube 0: Measurement grid: dx=7.5mm, dy=7.5mm, dz=5mm
Reference Value = 23.0 V/m; Power Drift = -0.366 dB
Peak SAR (extrapolated) = 0.629 W/kg
SAR(1 g) = 0.477 mW/g; SAR(10 g) = 0.347 mW/g
Maximum value of SAR (measured) = 0.496 mW/g

Ab Scan/Area Scan (51x71x1): Measurement grid: dx=15mm, dy=15mm
Reference Value = 23.0 V/m; Power Drift = -0.274 dB
Motorola Fast SAR: SAR(1 g) = 0.487 mW/g; SAR(10 g) = 0.341 mW/g
Maximum value of SAR (interpolated) = 0.514 mW/g

Ab Scan/Volume Scan 2D (41x41x1): Measurement grid: dx=7.5mm, dy=7.5mm, dz=1mm
Reference Value = 23.0 V/m; Power Drift = -0.299 dB
Peak SAR (extrapolated) = 0.533 W/kg
Motorola Fast SAR: SAR(1 g) = 0.488 mW/g; SAR(10 g) = 0.337 mW/g
Maximum value of SAR (interpolated) = 0.533 mW/g

Ab Scan/Z-Axis Scan (1x1x17): Measurement grid: dx=20mm, dy=20mm, dz=10mm
Maximum value of SAR (measured) = 0.469 mW/g



Section 15.0
896-902MHz Band Assessment without body worn accessory at 2.5cm
(Section 13.4 Table 27)

Motorola Enterprise Mobility Solutions EME Laboratory
Date/Time: 5/5/2010 12:04:32 PM

Robot# / Run#: DASY4-FL-2 / JsT-Ab-100505-10
Phantom# / Tissue Temp.: OVAL1019 / 20.1 (C)
DUT Model# / Serial#: H85XAH6JR5AN / 364VLEBTQH
Antenna / TX Freq.: 85009275001 (Internal) / 896.01875 (MHz)
Battery: SNN5793A w/NTN2593xxxxA
Carry Acc. / Cable Acc.: None / None
Start Power: 0.644 (W)

Note:
Prior to recording the reported SAR values below, the measured SAR
values were corrected for tissue frequencies from 136 MHz to 3 GHz.

Reported: 0.352 mW/g (1g); 0.250 mW/g (10g)

Comments: Full Scan; Back of DUT @ 2.5 cm; Flip Closed.


Probe: ES3DV3 - SN3147, Calibrated: 2/18/2010, ConvF(5.81, 5.81, 5.81)
Electronics: DAE4 Sn729, Calibrated: 3/10/2010
Duty Cycle: 1:1.5, Medium parameters used: f = 899 MHz; sigma = 1.06 mho/m; epsilon_r = 52.9; rho = 1000 kg/m^3

Ab Scan/Zoom Scan (5x5x7)/Cube 0: Measurement grid: dx=7.5mm, dy=7.5mm, dz=5mm
Reference Value = 19.1 V/m; Power Drift = -0.172 dB
Peak SAR (extrapolated) = 0.487 W/kg
SAR(1 g) = 0.352 mW/g; SAR(10 g) = 0.250 mW/g
Maximum value of SAR (measured) = 0.372 mW/g

Ab Scan/Area Scan (51x71x1): Measurement grid: dx=15mm, dy=15mm
Reference Value = 19.1 V/m; Power Drift = -0.166 dB
Motorola Fast SAR: SAR(1 g) = 0.354 mW/g; SAR(10 g) = 0.250 mW/g
Maximum value of SAR (interpolated) = 0.372 mW/g

Ab Scan/Volume Scan 2D (41x41x1): Measurement grid: dx=7.5mm, dy=7.5mm, dz=1mm
Reference Value = 19.1 V/m; Power Drift = -0.230 dB
Peak SAR (extrapolated) = 0.389 W/kg
Motorola Fast SAR: SAR(1 g) = 0.357 mW/g; SAR(10 g) = 0.246 mW/g
Maximum value of SAR (interpolated) = 0.389 mW/g

Ab Scan/Z-Axis Scan (1x1x17): Measurement grid: dx=20mm, dy=20mm, dz=10mm
Maximum value of SAR (measured) = 0.370 mW/g



Section 16.0 896-902MHz Band Assessment of the offered batteries (Section 13.4 Table 28)

Motorola Enterprise Mobility Solutions EME Laboratory
Date/Time: 4/29/2010 10:59:02 PM

Robot# / Run#: DASY4-FL-2 / MeC-Lear-100429-13
Phantom# / Tissue Temp.: SAMTP1022 / 20.7 (C)
DUT Model# / Serial#: H85XAH6JR5AN / 364VLEBTQH
Antenna / TX Freq.: 85009275001 (Internal) / 898.99375 (MHz)
Battery: SNN5793A w/NTN2593xxxxA
Carry Acc. / Cable Acc.: None / None
Start Power: 0.625 (W)

Note: Prior to recording the reported SAR values below, the measured SAR values were corrected for tissue frequencies from 136 MHz to 3 GHz.

Reported: 0.504 mW/g (1g); 0.363 mW/g (10g)

Comments: Full Scan; Touch

Probe: ES3DV3 - SN3147, Calibrated: 2/18/2010, ConvF(5.85, 5.85, 5.85)
Electronics: DAE4 Sn729, Calibrated: 3/10/2010

Duty Cycle: 1:3, Medium parameters used: $f = 899 \text{ MHz}$; $\sigma = 0.96 \text{ mho/m}$; $\epsilon_r = 39.7$; $\rho = 1000 \text{ kg/m}^3$

Left Ear-Touch position/Area Scan (51x121x1): Measurement grid: dx=15mm, dy=15mm

Reference Value = 23.9 V/m; Power Drift = -0.132 dB

Motorola Fast SAR: SAR(1 g) = 0.539 mW/g; SAR(10 g) = 0.372 mW/g

Maximum value of SAR (interpolated) = 0.573 mW/g

Left Ear-Touch position/Volume 2D Scan (41x41x1): Measurement grid: dx=7.5mm, dy=7.5mm, dz=1mm

Reference Value = 23.9 V/m; Power Drift = -0.200 dB

Peak SAR (extrapolated) = 0.556 W/kg

Motorola Fast SAR: SAR(1 g) = 0.518 mW/g; SAR(10 g) = 0.358 mW/g

Maximum value of SAR (interpolated) = 0.556 mW/g

Left Ear-Touch position/Z-Axis Scan (1x1x17): Measurement grid: dx=20mm, dy=20mm, dz=10mm

Maximum value of SAR (measured) = 0.529 mW/g

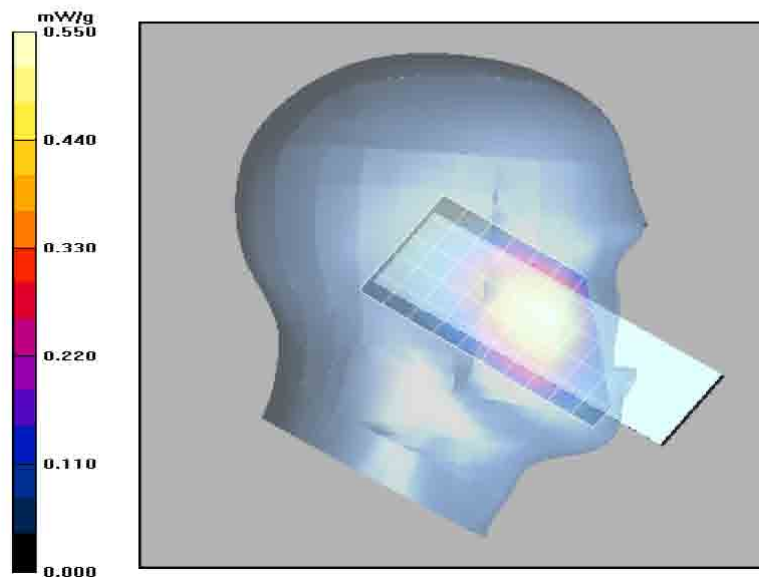
Left Ear-Touch position/Zoom Scan (5x5x7)/Cube 0: Measurement grid: dx=7.5mm, dy=7.5mm, dz=5mm

Reference Value = 23.9 V/m; Power Drift = -0.250 dB

Peak SAR (extrapolated) = 0.694 W/kg

SAR(1 g) = 0.501 mW/g; SAR(10 g) = 0.362 mW/g

Maximum value of SAR (measured) = 0.536 mW/g



Section 17.0 896-902MHz Band Assessment of the offered batteries (Section 13.4 Table 29)

Motorola Enterprise Mobility Solutions EME Laboratory
Date/Time: 4/29/2010 11:31:14 PM

Robot# / Run#: DASY4-FL-2 / MeC-Lear-100429-14
Phantom# / Tissue Temp.: SAMTP1022 / 20.6 (C)
DUT Model# / Serial#: H85XAH6JR5AN / 364VLEBTQH
Antenna / TX Freq.: 85009275001 (Internal) / 898.99375 (MHz)
Battery: SNN5793A w/ NTN2593xxxxA
Carry Acc. / Cable Acc.: None / None
Start Power: 0.626 (W)

Note: Prior to recording the reported SAR values below, the measured SAR values were corrected for tissue frequencies from 136 MHz to 3 GHz.

Reported: 0.215 mW/g (1g); 0.157 mW/g (10g)

Comments: Full Scan: Tilt

Probe: ES3DV3 - SN3147, Calibrated: 2/18/2010, ConvF(5.85, 5.85, 5.85)
Electronics: DAE4 Sn729, Calibrated: 3/10/2010

Duty Cycle: 1:3, Medium parameters used: $f = 899 \text{ MHz}$; $\sigma = 0.96 \text{ mho/m}$; $\epsilon_r = 39.7$; $\rho = 1000 \text{ kg/m}^3$

Left Ear-15D Tilt position/Area Scan (51x121x1): Measurement grid: dx=1.5mm, dy=1.5mm

Reference Value = 15.8 V/m; Power Drift = -0.168 dB
Motorola Fast SAR: SAR(1 g) = 0.221 mW/g; SAR(10 g) = 0.153 mW/g
Maximum value of SAR (interpolated) = 0.234 mW/g

Left Ear-15D Tilt position/Volume 2D Scan (41x41x1): Measurement grid: dx=7.5mm, dy=7.5mm, dz=1mm

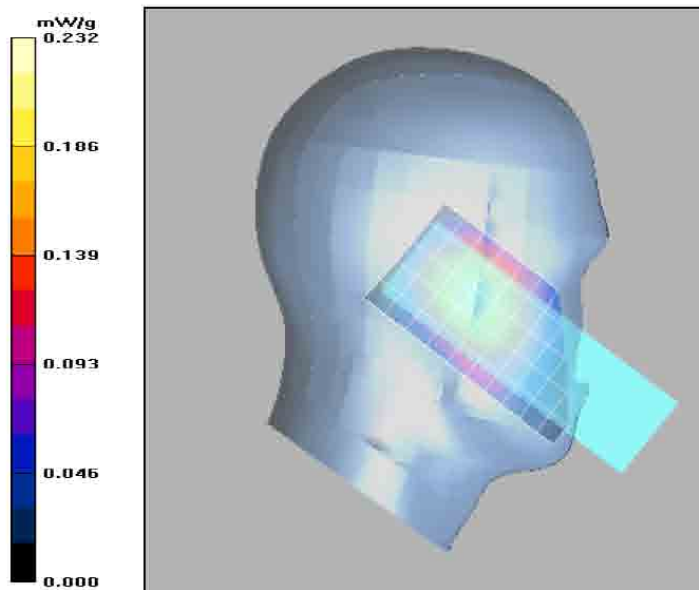
Reference Value = 15.8 V/m; Power Drift = -0.239 dB
Peak SAR (extrapolated) = 0.230 W/kg
Motorola Fast SAR: SAR(1 g) = 0.218 mW/g; SAR(10 g) = 0.151 mW/g
Maximum value of SAR (interpolated) = 0.230 mW/g

Left Ear-15D Tilt position/Z-Axis Scan (1x1x17): Measurement grid: dx=20mm, dy=20mm, dz=10mm

Maximum value of SAR (measured) = 0.227 mW/g

Left Ear-15D Tilt position/Zoom Scan (5x5x7)/Cube 0: Measurement grid: dx=7.5mm, dy=7.5mm, dz=5mm

Reference Value = 15.8 V/m; Power Drift = -0.312 dB
Peak SAR (extrapolated) = 0.275 W/kg
SAR(1 g) = 0.214 mW/g; SAR(10 g) = 0.157 mW/g
Maximum value of SAR (measured) = 0.226 mW/g



Section 18.0
896-902MHz Band Assessment of frequency band edges of the offered antenna
(Section 13.4 Table 30)

Motorola Enterprise Mobility Solutions EME Laboratory
Date/Time: 4/30/2010 5:02:05 PM

Robot# / Run#: DASY4-FL-2 / MeC-Lear-100430-04
Phantom# / Tissue Temp.: SAMTP1022 / 21.4 (C)
DUT Model# / Serial#: H85XAH6JR5AN / 364VLEBTQH
Antenna / TX Freq.: 85009275001 (Internal) / 901.98125 (MHz)
Battery: SNN5793A w/NTN2593xxxxA
Carry Acc. / Cable Acc.: None / None
Start Power: 0.627 (W)

Note: Prior to recording the reported SAR values below, the measured SAR values were corrected for tissue frequencies from 136 MHz to 3 GHz.

Reported: 0.523 mW/g (1g); 0.374 mW/g (10g)

Comments: Full Scan: Touch

Probe: ES3DV3 - SN3147, Calibrated: 2/18/2010, ConvF(5.85, 5.85, 5.85)
Electronics: DAE4 Sn729, Calibrated: 3/10/2010

Duty Cycle: 1:3, Medium parameters used: f= 899 MHz; sigma = 0.99 mho/m; epsilon = 41.5; rho = 1000 kg/m^3

Left Ear-Touch position/Area Scan (51x121x1): Measurement grid: dx=15mm, dy=15mm

Reference Value = 23.8 V/m; Power Drift = -0.0777 dB

Motorola Fast SAR: SAR(1 g) = 0.558 mW/g; SAR(10 g) = 0.385 mW/g

Maximum value of SAR (interpolated) = 0.593 mW/g

Left Ear-Touch position/Volume 2D Scan (61x61x1): Measurement grid: dx=7.5mm, dy=7.5mm, dz=1mm

Reference Value = 23.8 V/m; Power Drift = -0.140 dB

Peak SAR (extrapolated) = 0.562 W/kg

Motorola Fast SAR: SAR(1 g) = 0.526 mW/g; SAR(10 g) = 0.369 mW/g

Maximum value of SAR (interpolated) = 0.562 mW/g

Left Ear-Touch position/Z-Axis Scan (1x1x17): Measurement grid: dx=20mm, dy=20mm, dz=10mm

Maximum value of SAR (measured) = 0.516 mW/g

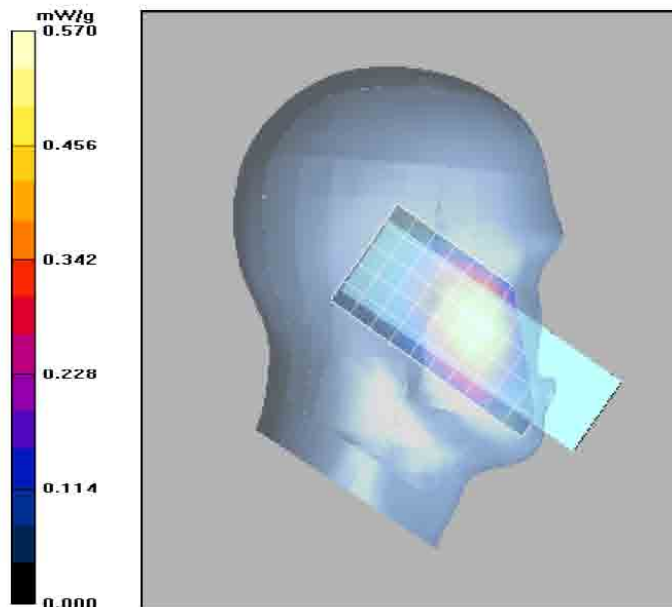
Left Ear-Touch position/Zoom Scan (5x5x7)/Cube 0: Measurement grid: dx=7.5mm, dy=7.5mm, dz=5mm

Reference Value = 23.8 V/m; Power Drift = -0.212 dB

Peak SAR (extrapolated) = 0.732 W/kg

SAR(1 g) = 0.523 mW/g; SAR(10 g) = 0.374 mW/g

Maximum value of SAR (measured) = 0.549 mW/g



Section 19.0 896-902MHz Band Assessment of the touch and tilt position (Section 13.4 Table 31)

Motorola Enterprise Mobility Solutions EME Laboratory
Date/Time: 4/30/2010 8:31:50 PM

Robot# / Run#: DASY4-FL-2 / MeC-Rear-100430-09
Phantom# / Tissue Temp.: SAMTP1022 / 21.5 (C)
DUT Model# / Serial#: H85XAH6JR5AN / 364VLEBTQH
Antenna / TX Freq.: 85009275001 (Internal) / 898.99375 (MHz)
Battery: SNN5793A.w/NTN2593xxxxA
Carry Acc. / Cable Acc.: None / None
Start Power: 0.631 (W)

Note: Prior to recording the reported SAR values below, the measured SAR values were corrected for tissue frequencies from 136 MHz to 3 GHz.

Reported: 0.623 mW/g (1g); 0.406 mW/g (10g)

Comments: Full Scan; Touch

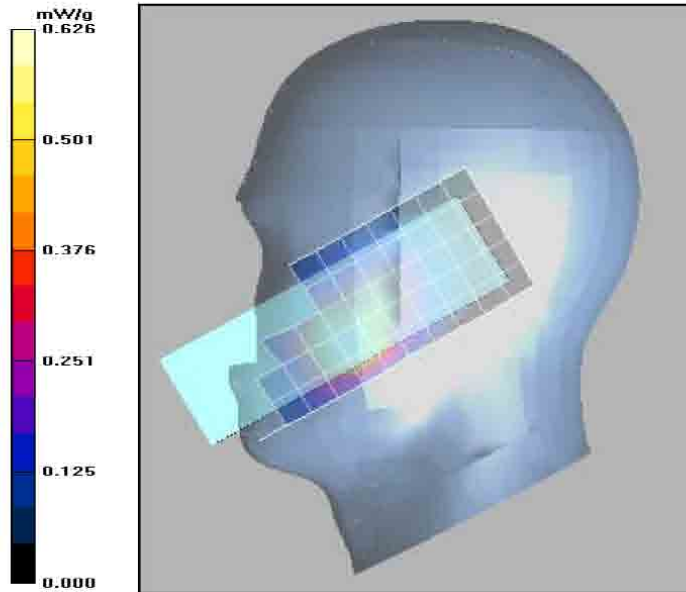
Probe: ES3DV3 - SN3147, Calibrated: 2/18/2010, ConvF(5.85, 5.85, 5.85)
Electronics: DAE4 Sn729, Calibrated: 3/10/2010
Duty Cycle: 1:3, Medium parameters used: $f = 899$ MHz; $\sigma = 0.99$ mho/m; $\epsilon_r = 41.5$; $\rho = 1000$ kg/m³

Right Ear-Touch Position/Area Scan (51x131x1): Measurement grid: dx=15mm, dy=15mm
Reference Value = 22.3 V/m; Power Drift = -0.169 dB
Motorola Fast SAR: SAR(1 g) = 0.610 mW/g; SAR(10 g) = 0.415 mW/g
Maximum value of SAR (interpolated) = 0.686 mW/g

Right Ear-Touch Position/Volume 2D Scan (41x41x1): Measurement grid: dx=7.5mm, dy=7.5mm, dz=1mm
Reference Value = 22.3 V/m; Power Drift = -0.204 dB
Peak SAR (extrapolated) = 0.695 W/kg
Motorola Fast SAR: SAR(1 g) = 0.644 mW/g; SAR(10 g) = 0.418 mW/g
Maximum value of SAR (interpolated) = 0.695 mW/g

Right Ear-Touch Position/Z-Axis Scan (1x1x17): Measurement grid: dx=20mm, dy=20mm, dz=10mm
Maximum value of SAR (measured) = 0.672 mW/g

Right Ear-Touch Position/Zoom Scan (5x5x7)/Cube 0: Measurement grid: dx=7.5mm, dy=7.5mm, dz=5mm
Reference Value = 22.3 V/m; Power Drift = -0.247 dB
Peak SAR (extrapolated) = 1.00 W/kg
SAR(1 g) = 0.623 mW/g; SAR(10 g) = 0.406 mW/g
Maximum value of SAR (measured) = 0.666 mW/g



Section 20.0
896-902MHz Band Assessment of frequency band edges of the offered antenna
(Section 13.4 Table 32)

Motorola Enterprise Mobility Solutions EME Laboratory
Date/Time: 4/30/2010 10:56:32 PM

Robot# / Run#: DASY4-FL-2 / MeC-Rear-100430-12
Phantom# / Tissue Temp.: SAMTP1022 / 21.4 (C)
DUT Model# / Serial#: H85XAH6JR5AN / 364VLEBTQH
Antenna / TX Freq.: 85009275001 (Internal) / 901.98175 (MHz)
Battery: SNN5793A w/ NTN2593xxxA
Carry Acc. / Cable Acc.: None / None
Start Power: 0.631 (W)

Note: Prior to recording the reported SAR values below, the measured SAR values were corrected for tissue frequencies from 136 MHz to 3 GHz.

Reported: 0.660 mW/g (1g); 0.418 mW/g (10g)

Comments: Full Scan; Touch

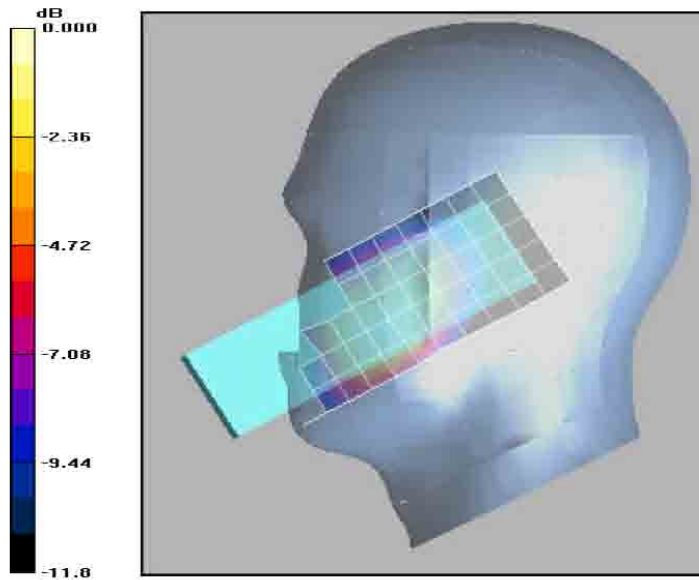
Probe: ES3DV3 - SN3147, Calibrated: 2/18/2010, ConvF(5.85, 5.85, 5.85)
Electronics: DAE4 Sn729, Calibrated: 3/10/2010
Duty Cycle: 1:3, Medium parameters used: f = 899 MHz; sigma = 0.99 mho/m; epsilon_r = 41.5; rho = 1000 kg/m^3

Right Ear-Touch Position/Area Scan (51x131x1): Measurement grid: dx=15mm, dy=15mm
Reference Value = 22.2 V/m; Power Drift = -0.155 dB
Motorola Fast SAR: SAR(1 g) = 0.629 mW/g; SAR(10 g) = 0.425 mW/g
Maximum value of SAR (interpolated) = 0.702 mW/g

Right Ear-Touch Position/Volume 2D Scan (41x41x1): Measurement grid: dx=7.5mm, dy=7.5mm, dz=1mm
Reference Value = 22.2 V/m; Power Drift = -0.188 dB
Peak SAR (extrapolated) = 0.749 W/kg
Motorola Fast SAR: SAR(1 g) = 0.682 mW/g; SAR(10 g) = 0.433 mW/g
Maximum value of SAR (interpolated) = 0.749 mW/g

Right Ear-Touch Position/Z-Axis Scan (1x1x17): Measurement grid: dx=20mm, dy=20mm, dz=10mm
Maximum value of SAR (measured) = 0.714 mW/g

Right Ear-Touch Position/Zoom Scan (5x5x7)/Cube 0: Measurement grid: dx=7.5mm, dy=7.5mm, dz=5mm
Reference Value = 22.2 V/m; Power Drift = -0.265 dB
Peak SAR (extrapolated) = 1.15 W/kg
SAR(1 g) = 0.660 mW/g; SAR(10 g) = 0.418 mW/g
Maximum value of SAR (measured) = 0.703 mW/g



Section 21.0
896-902MHz Band Assessment of the flip open and closed
(Section 13.4 Table 33)

Motorola Enterprise Mobility Solutions EME Laboratory
 Date/Time: 5/3/2010 1:14:10 PM

Robot# / Run#: DASY4-FL-2 / JsT-Face-100503-07
 Phantom# / Tissue Temp.: SAMTP1022 / 20.3 (C)
 DUT Model# / Serial#: H85XAH6JR5AN / 364VLEBTQH
 Antenna / TX Freq.: 85009275001 (Internal) / 898.99375 (MHz)
 Battery: SNN5793A w/ NTN2593xxxxA
 Carry Acc. / Cable Acc.: None / None
 Start Power: 0.629 (W)

Note:
 Prior to recording the reported SAR values below, the measured SAR values were corrected for tissue frequencies from 136 MHz to 3 GHz.

Reported: 0.106 mW/g (1g); 0.0771 mW/g (10g)

Comments: Full Scan; Flip Opened; Tested with Zoom Extents set to 45mm.


Probe: ES3DV3 - SN3147, Calibrated: 2/18/2010, ConvF(5.85, 5.85, 5.85)
 Electronics: DAE4 Sn729, Calibrated: 3/10/2010
 Duty Cycle: 1:6, Medium parameters used: f = 899 MHz; $\sigma = 0.97$ mho/m; $\epsilon_r = 40.1$; $\rho = 1000$ kg/m³

Face Scan/Zoom Scan (7x7x7)/Cube 0: Measurement grid: dx=7.5mm, dy=7.5mm, dz=5mm
 Reference Value = 11.0 V/m; Power Drift = -0.170 dB
 Peak SAR (extrapolated) = 0.144 W/kg
SAR(1 g) = 0.106 mW/g; SAR(10 g) = 0.0771 mW/g
 Maximum value of SAR (measured) = 0.112 mW/g

Face Scan/Area Scan (51x121x1): Measurement grid: dx=15mm, dy=15mm
 Reference Value = 10.5 V/m; Power Drift = -0.0552 dB
Motorola Fast SAR: SAR(1 g) = 0.102 mW/g; SAR(10 g) = 0.0726 mW/g
 Maximum value of SAR (interpolated) = 0.108 mW/g

Face Scan/Volume Scan 2D (41x41x1): Measurement grid: dx=7.5mm, dy=7.5mm, dz=1mm
 Reference Value = 10.5 V/m; Power Drift = -0.000419 dB
 Peak SAR (extrapolated) = 0.112 W/kg
Motorola Fast SAR: SAR(1 g) = 0.104 mW/g; SAR(10 g) = 0.073 mW/g
 Warning: Maximum averaged SAR over 10 g is located on the boundary of the measurement cube. This cube might not incorporate the absolute averaged SAR. Please consider a refinement of the Area Scan measurement.
 Maximum value of SAR (interpolated) = 0.112 mW/g

Face Scan/Z-Axis Scan (1x1x17): Measurement grid: dx=20mm, dy=20mm, dz=10mm
 Maximum value of SAR (measured) = 0.109 mW/g



Section 22.0
896-902MHz Band Assessment of frequency band edges of the offered antenna
(Section 13.4 Table 34)

Motorola Enterprise Mobility Solutions EME Laboratory
 Date/Time: 5/3/2010 3:21:36 PM

Robot# / Run#: DASY4-FL-2 / JsT-Face-100503-09
 Phantom# / Tissue Temp.: SAMTP1022 / 20.1 (C)
 DUT Model# / Serial#: H85XAH6JR5AN / 364VLEBTQH
 Antenna / TX Freq.: 85009275001 (Internal) / 896.01875 (MHz)
 Battery: SNN5793A w/ NTN2593xxxA
 Carry Acc. / Cable Acc.: None / None
 Start Power: 0.634 (W)

Note:
 Prior to recording the reported SAR values below, the measured SAR values were corrected for tissue frequencies from 136 MHz to 3 GHz.

Reported: 0.106 mW/g (1g); 0.0759 mW/g (10g)

Comments: Full Scan; Flip Opened; Tested with Zoom Extents set to 45mm.

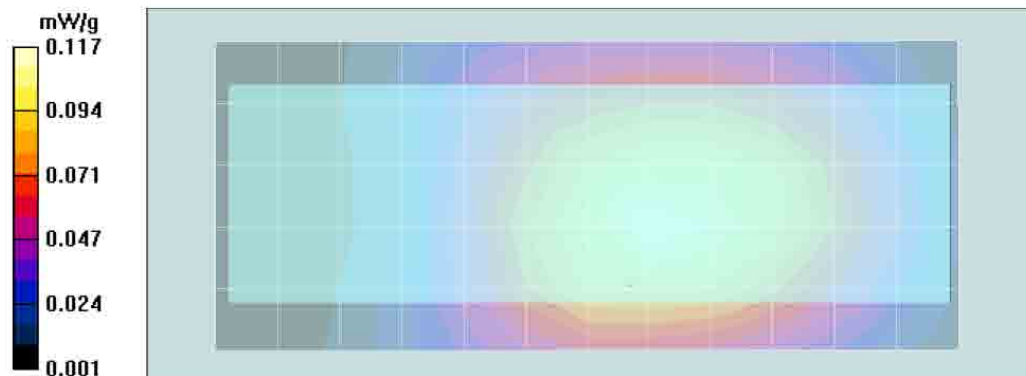
Probe: ES3DV3 - SN3147, Calibrated: 2/18/2010, ConvF(5.85, 5.85, 5.85)
 Electronics: DAE4 Sn729, Calibrated: 3/10/2010
 Duty Cycle: 1:6, Medium parameters used: f = 899 MHz; $\sigma = 0.97$ mho/m; $\epsilon_r = 40.1$; $\rho = 1000$ kg/m³

Face Scan/Zoom Scan (7x7x7)/Cube 0: Measurement grid: dx=7.5mm, dy=7.5mm, dz=5mm
 Reference Value = 10.9 V/m; Power Drift = -0.224 dB
 Peak SAR (extrapolated) = 0.145 W/kg
SAR(1 g) = 0.106 mW/g; SAR(10 g) = 0.0759 mW/g
 Maximum value of SAR (measured) = 0.112 mW/g

Face Scan/Area Scan (51x121x1): Measurement grid: dx=15mm, dy=15mm
 Reference Value = 10.9 V/m; Power Drift = -0.266 dB
Motorola Fast SAR: SAR(1 g) = 0.110 mW/g; SAR(10 g) = 0.0769 mW/g
 Maximum value of SAR (interpolated) = 0.118 mW/g

Face Scan/Volume Scan 2D (41x41x1): Measurement grid: dx=7.5mm, dy=7.5mm, dz=1mm
 Reference Value = 10.9 V/m; Power Drift = -0.198 dB
 Peak SAR (extrapolated) = 0.111 W/kg
Motorola Fast SAR: SAR(1 g) = 0.104 mW/g; SAR(10 g) = 0.074 mW/g
 Warning: Maximum averaged SAR over 10 g is located on the boundary of the measurement cube. This cube might not incorporate the absolute averaged SAR. Please consider a refinement of the Area Scan measurement.
 Maximum value of SAR (interpolated) = 0.111 mW/g

Face Scan/Z-Axis Scan (1x1x17): Measurement grid: dx=20mm, dy=20mm, dz=10mm
 Maximum value of SAR (measured) = 0.107 mW/g



Section 23.0 MOTOtalk Assessment of the offered batteries (Section 13.6 Table 35)

Motorola Enterprise Mobility Solutions EME Laboratory
Date/Time: 5/5/2010 3:40:01 PM

Robot# / Run#: DASY4-FL-2 / JsT-Ab-100505-15
Phantom# / Tissue Temp.: OVAL1019 / 20.1 (C)
DUT Model# / Serial#: H85XAH6JR5AN / 364VLEBTQH
Antenna / TX Freq.: 85009275001 (Internal) / 915.5250 (MHz)
Battery: SNN5793A w/ NTN2593xxxxA
Carry Acc. / Cable Acc.: NNTN7793A / NNTN5330B
Start Power: 0.920 (W)

Note:
Prior to recording the reported SAR values below, the measured SAR values were corrected for tissue frequencies from 136 MHz to 3 GHz.

Reported: 0.602 mW/g (1g); 0.423 mW/g (10g)

Comments: Full Scan

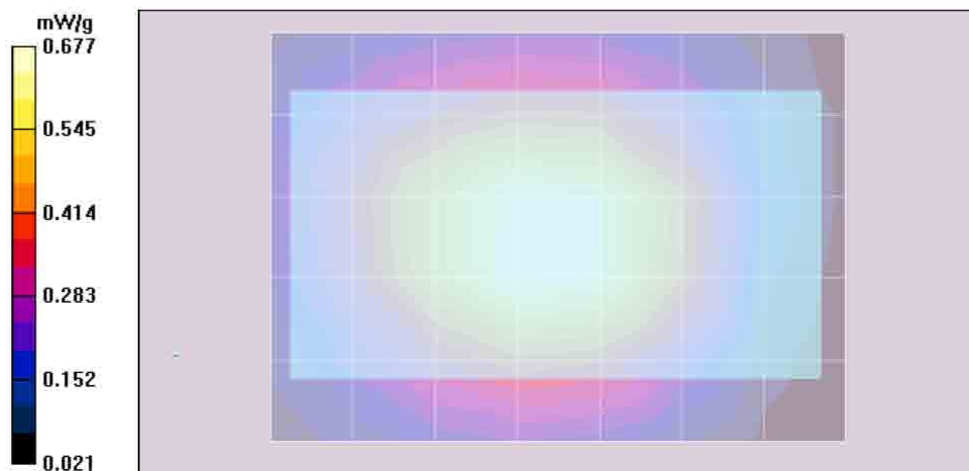
Probe: ES3DV3 - SN3147, Calibrated: 2/18/2010, ConvF(5.81, 5.81, 5.81)
Electronics: DAE4 Sn729, Calibrated: 3/10/2010
Duty Cycle: 1:1.05, Medium parameters used: $f = 915 \text{ MHz}$; $\sigma = 1.08 \text{ mho/m}$; $\epsilon_r = 52.7$; $\rho = 1000 \text{ kg/m}^3$

Ab Scan/Zoom Scan (5x5x7)/Cube 0: Measurement grid: dx=7.5mm, dy=7.5mm, dz=5mm
Reference Value = 24.9 V/m; Power Drift = -0.735 dB
Peak SAR (extrapolated) = 0.807 W/kg
SAR(1 g) = 0.602 mW/g; SAR(10 g) = 0.423 mW/g
Maximum value of SAR (measured) = 0.637 mW/g

Ab Scan/Area Scan (51x71x1): Measurement grid: dx=15mm, dy=15mm
Reference Value = 24.9 V/m; Power Drift = 0.222 dB
Motorola Fast SAR: SAR(1 g) = 0.694 mW/g; SAR(10 g) = 0.477 mW/g
Maximum value of SAR (interpolated) = 0.744 mW/g

Ab Scan/Volume Scan 2D (41x41x1): Measurement grid: dx=7.5mm, dy=7.5mm, dz=1mm
Reference Value = 24.9 V/m; Power Drift = -0.218 dB
Peak SAR (extrapolated) = 0.734 W/kg
Motorola Fast SAR: SAR(1 g) = 0.692 mW/g; SAR(10 g) = 0.475 mW/g
Maximum value of SAR (interpolated) = 0.734 mW/g

Ab Scan/Z-Axis Scan (1x1x17): Measurement grid: dx=20mm, dy=20mm, dz=10mm
Maximum value of SAR (measured) = 0.609 mW/g



Section 24.0
MOTOtalk Assessment of the offered audio accessories
(Section 13.6 Table 36)

Motorola Enterprise Mobility Solutions EME Laboratory
Date/Time: 5/6/2010 7:58:26 AM

Robot# / Run#: DASY4-FL-2 / JsT-Ab-100506-03
Phantom# / Tissue Temp.: OVAL1019 / 21.0 (C)
DUT Model# / Serial#: H85XAH6JR5AN / 364VLEBTQH
Antenna / TX Freq.: 85009275001 (Internal) / 915.5250 (MHz)
Battery: SNN5793A w/NIN2593xxxA
Carry Acc. / Cable Acc.: NNTN7793A / NNTN5774C
Start Power: 0.921 (W)

Note:
Prior to recording the reported SAR values below, the measured SAR
values were corrected for tissue frequencies from 136 MHz to 3 GHz.

Reported: 0.582 mW/g (1g); 0.408 mW/g (10g)

Comments: Full Scan


Probe: ES3DV3 - SN3147, Calibrated: 2/18/2010, ConvF(5.81, 5.81, 5.81)
Electronics: DAE4 Sn729, Calibrated: 3/10/2010
Duty Cycle: 1:1.05, Medium parameters used: f = 915 MHz; sigma = 1.08 mho/m; epsilon = 52.5; rho = 1000 kg/m^3

Ab Scan/Zoom Scan (5x5x7)/Cube 0: Measurement grid: dx=7.5mm, dy=7.5mm, dz=5mm
Reference Value = 25.0 V/m; Power Drift = -0.809 dB
Peak SAR (extrapolated) = 0.782 W/kg
SAR(1 g) = 0.582 mW/g; SAR(10 g) = 0.408 mW/g
Maximum value of SAR (measured) = 0.616 mW/g

Ab Scan/Area Scan (51x71x1): Measurement grid: dx=15mm, dy=15mm
Reference Value = 25.0 V/m; Power Drift = 0.169 dB
Motorola Fast SAR: SAR(1 g) = 0.680 mW/g; SAR(10 g) = 0.466 mW/g
Maximum value of SAR (interpolated) = 0.728 mW/g

Ab Scan/Volume Scan 2D (41x41x1): Measurement grid: dx=7.5mm, dy=7.5mm, dz=1mm
Reference Value = 25.0 V/m; Power Drift = -0.241 dB
Peak SAR (extrapolated) = 0.708 W/kg
Motorola Fast SAR: SAR(1 g) = 0.672 mW/g; SAR(10 g) = 0.463 mW/g
Maximum value of SAR (interpolated) = 0.708 mW/g

Ab Scan/Z-Axis Scan (1x1x17): Measurement grid: dx=20mm, dy=20mm, dz=10mm
Maximum value of SAR (measured) = 0.584 mW/g



Section 25.0
MOTotalk Assessment of frequency band edges of the offered antenna
(Section 13.6 Table 37)

Motorola Enterprise Mobility Solutions EME Laboratory
 Date/Time: 5/6/2010 8:32:20 AM

Robot# / Run#: DASY4-FL-2 / JsT-Ab-100506-04
 Phantom# / Tissue Temp.: OVAL1019 / 20.9 (C)
 DUT Model# / Serial#: H85XAH6JR5AN / 364VLEBTQH
 Antenna / TX Freq.: 85009275001 (Internal) / 902.5250 (MHz)
 Battery: SNN5793A w/NTN2593xxxA
 Carry Acc. / Cable Acc.: NNTN7793A / NNTN5330B
 Start Power: 0.932 (W)

Note:
 Prior to recording the reported SAR values below, the measured SAR values were corrected for tissue frequencies from 136 MHz to 3 GHz.

Reported: 0.907 mW/g (1g); 0.638 mW/g (10g)

Comments: Full Scan


Probe: ES3DV3 - SN3147, Calibrated: 2/18/2010, ConvF(5.81, 5.81, 5.81)
 Electronics: DAE4 Sn729, Calibrated: 3/10/2010
 Duty Cycle: 1:1.05, Medium parameters used: f = 915 MHz; $\sigma = 1.08$ mho/m; $\epsilon_r = 52.5$; $\rho = 1000$ kg/m³

Ab Scan/Zoom Scan (5x5x7)/Cube 0: Measurement grid: dx=7.5mm, dy=7.5mm, dz=5mm
 Reference Value = 28.9 V/m; Power Drift = -0.366 dB
 Peak SAR (extrapolated) = 1.22 W/kg
SAR(1 g) = 0.907 mW/g; SAR(10 g) = 0.638 mW/g
 Maximum value of SAR (measured) = 0.966 mW/g

Ab Scan/Area Scan (51x71x1): Measurement grid: dx=15mm, dy=15mm
 Reference Value = 28.9 V/m; Power Drift = -0.0344 dB
Motorola Fast SAR: SAR(1 g) = 0.895 mW/g; SAR(10 g) = 0.625 mW/g
 Maximum value of SAR (interpolated) = 0.952 mW/g

Ab Scan/Volume Scan 2D (41x41x1): Measurement grid: dx=7.5mm, dy=7.5mm, dz=1mm
 Reference Value = 28.9 V/m; Power Drift = 0.0061 dB
 Peak SAR (extrapolated) = 0.966 W/kg
Motorola Fast SAR: SAR(1 g) = 0.916 mW/g; SAR(10 g) = 0.635 mW/g
 Maximum value of SAR (interpolated) = 0.966 mW/g

Ab Scan/Z-Axis Scan (1x1x17): Measurement grid: dx=20mm, dy=20mm, dz=10mm
 Maximum value of SAR (measured) = 0.883 mW/g



Section 26.0
MOTOtalk Assessment without body worn accessory at 2.5cm
(Section 13.6 Table 38)

Motorola Enterprise Mobility Solutions EME Laboratory
Date/Time: 5/6/2010 9:53:48 AM

Robot# / Run#: DASY4-FL-2 / JsT-Ab-100506-07
Phantom# / Tissue Temp.: OVAL1019 / 20.5 (C)
DUT Model# / Serial#: H85XAH6JR5AN / 364VLEBTQH
Antenna / TX Freq.: 85009275001 (Internal) / 902.5250 (MHz)
Battery: SNN5793A w/ NTN2593xxxxA
Carry Acc. / Cable Acc.: None / NNTN5330B
Start Power: 0.934 (W)

Note:
Prior to recording the reported SAR values below, the measured SAR
values were corrected for tissue frequencies from 136 MHz to 3 GHz.

Reported: 0.766 mW/g (1g); 0.547 mW/g (10g)

Comments: Full Scan; Back of DUT @ 2.5 cm; Flip Closed.


Probe: ES3DV3 - SN3147, Calibrated: 2/18/2010, ConvF(5.81, 5.81, 5.81)
Electronics: DAE4 Sn729, Calibrated: 3/10/2010
Duty Cycle: 1:1.05, Medium parameters used: f = 915 MHz; sigma = 1.08 mho/m; epsilon = 52.5; rho = 1000 kg/m^3

Ab Scan/Zoom Scan (5x5x7)/Cube 0: Measurement grid: dx=7.5mm, dy=7.5mm, dz=5mm
Reference Value = 26.4 V/m; Power Drift = 0.282 dB
Peak SAR (extrapolated) = 1.04 W/kg
SAR(1 g) = 0.766 mW/g; SAR(10 g) = 0.547 mW/g
Maximum value of SAR (measured) = 0.808 mW/g

Ab Scan/Area Scan (51x71x1): Measurement grid: dx=15mm, dy=15mm
Reference Value = 26.4 V/m; Power Drift = 0.0412 dB
Motorola Fast SAR: SAR(1 g) = 0.737 mW/g; SAR(10 g) = 0.517 mW/g
Maximum value of SAR (interpolated) = 0.776 mW/g

Ab Scan/Volume Scan 2D (41x41x1): Measurement grid: dx=7.5mm, dy=7.5mm, dz=1mm
Reference Value = 26.4 V/m; Power Drift = 0.135 dB
Peak SAR (extrapolated) = 0.789 W/kg
Motorola Fast SAR: SAR(1 g) = 0.744 mW/g; SAR(10 g) = 0.521 mW/g
Maximum value of SAR (interpolated) = 0.789 mW/g

Ab Scan/Z-Axis Scan (1x1x17): Measurement grid: dx=20mm, dy=20mm, dz=10mm
Maximum value of SAR (measured) = 0.809 mW/g



Section 27.0 MOTOtalk Assessment of the offered batteries (Section 13.6 Table 39)

Motorola Enterprise Mobility Solutions EME Laboratory
Date/Time: 5/4/2010 7:13:53 AM

Robot# / Run#: DASY4-FL-2 / JsT-Face-100504-02
Phantom# / Tissue Temp.: SAMTP1022 / 21.4 (C)
DUT Model# / Serial#: H85XAH6JR5AN / 364VLEBTQH
Antenna / TX Freq.: 85009275001 (Internal) / 915.5250 (MHz)
Battery: SNN5823A w/NTN2593xxxxA
Carry Acc. / Cable Acc.: None / None
Start Power: 0.890 (W)

Note:
Prior to recording the reported SAR values below, the measured SAR values were corrected for tissue frequencies from 136 MHz to 3 GHz.

Reported: 0.322 mW/g (1g); 0.229 mW/g (10g)

Comments: Full Scan; Flip Closed


Probe: ES3DV3 - SN3147, Calibrated: 2/18/2010, ConvF(5.85, 5.85, 5.85)
Electronics: DAE4 Sn729, Calibrated: 3/10/2010
Duty Cycle: 1:1.05, Medium parameters used: f = 915 MHz; $\sigma = 0.99$ mho/m; $\epsilon_r = 40.3$; $\rho = 1000$ kg/m³

Face Scan/Zoom Scan (5x5x7)/Cube 0: Measurement grid: dx=7.5mm, dy=7.5mm, dz=5mm
Reference Value = 19.0 V/m; Power Drift = -0.642 dB
Peak SAR (extrapolated) = 0.437 W/kg
SAR(1 g) = 0.322 mW/g; SAR(10 g) = 0.229 mW/g
Maximum value of SAR (measured) = 0.342 mW/g

Face Scan/Area Scan (51x71x1): Measurement grid: dx=15mm, dy=15mm
Reference Value = 19.0 V/m; Power Drift = 0.140 dB
Motorola Fast SAR: SAR(1 g) = 0.364 mW/g; SAR(10 g) = 0.256 mW/g
Maximum value of SAR (interpolated) = 0.385 mW/g

Face Scan/Volume Scan 2D (41x41x1): Measurement grid: dx=7.5mm, dy=7.5mm, dz=1mm
Reference Value = 19.0 V/m; Power Drift = -0.156 dB
Peak SAR (extrapolated) = 0.380 W/kg
Motorola Fast SAR: SAR(1 g) = 0.361 mW/g; SAR(10 g) = 0.254 mW/g
Maximum value of SAR (interpolated) = 0.380 mW/g

Face Scan/Z-Axis Scan (1x1x17): Measurement grid: dx=20mm, dy=20mm, dz=10mm
Maximum value of SAR (measured) = 0.326 mW/g



Section 28.0 MOTOtalk Assessment of the flip open and closed (Section 13.6 Table 40)

Motorola Enterprise Mobility Solutions EME Laboratory
Date/Time: 5/4/2010 8:40:24 AM

Robot# / Run#: DASY4-FL-2 / JsT-Face-100504-04
Phantom# / Tissue Temp.: SAMTP1022 / 21.3 (C)
DUT Model# / Serial#: H85XAH6JR5AN / 364VLEBTQH
Antenna / TX Freq.: 85009275001 (Internal) / 915.5250 (MHz)
Battery: SNN5823A w/NTN2593xxxxA
Cary Acc. / Cable Acc.: None / None
Start Power: 0.903 (W)

Note:
Prior to recording the reported SAR values below, the measured SAR values were corrected for tissue frequencies from 136 MHz to 3 GHz.

Reported: 0.741 mW/g (1g); 0.531 mW/g (10g)

Comments: Full Scan; Flip Opened

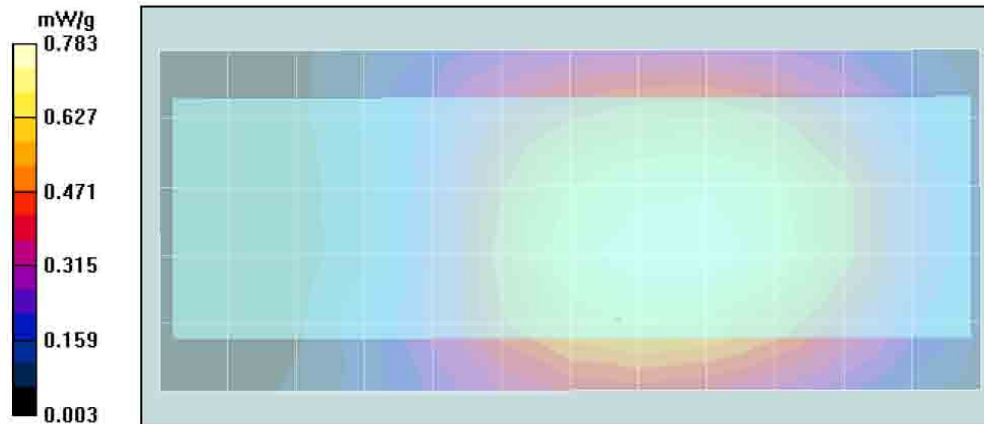
Probe: ES3DV3 - SN3147, Calibrated: 2/18/2010, ConvF(5.85, 5.85, 5.85)
Electronics: DAE4 Sn729, Calibrated: 3/10/2010
Duty Cycle: 1:1.05, Medium parameters used: f = 915 MHz; $\sigma = 0.99$ mho/m; $\epsilon_r = 40.3$; $\rho = 1000$ kg/m³

Face Scan/Zoom Scan (5x5x7)/Cube 0: Measurement grid: dx=7.5mm, dy=7.5mm, dz=5mm
Reference Value = 28.3 V/m; Power Drift = -0.182 dB
Peak SAR (extrapolated) = 1.00 W/kg
SAR(1 g) = 0.741 mW/g; SAR(10 g) = 0.531 mW/g

Face Scan/Area Scan (51x121x1): Measurement grid: dx=15mm, dy=15mm
Reference Value = 28.3 V/m; Power Drift = -0.0793 dB
Motorola Fast SAR: SAR(1 g) = 0.755 mW/g; SAR(10 g) = 0.535 mW/g
Maximum value of SAR (interpolated) = 0.799 mW/g

Face Scan/Volume Scan 2D (41x41x1): Measurement grid: dx=7.5mm, dy=7.5mm, dz=1mm
Reference Value = 28.3 V/m; Power Drift = -0.0899 dB
Peak SAR (extrapolated) = 0.795 W/kg
Motorola Fast SAR: SAR(1 g) = 0.753 mW/g; SAR(10 g) = 0.534 mW/g
Maximum value of SAR (interpolated) = 0.795 mW/g

Face Scan/Z-Axis Scan (1x1x17): Measurement grid: dx=20mm, dy=20mm, dz=10mm
Maximum value of SAR (measured) = 0.763 mW/g



Section 29.0 MOTOtalk Assessment of frequency band edges of the offered antenna (Section 13.6 Table 41)

Motorola Enterprise Mobility Solutions EME Laboratory
Date/Time: 5/4/2010 9:11:41 AM

Robot# / Run#: DASY4-FL-2 / JsT-Face-100504-05
Phantom# / Tissue Temp.: SAMTP1022 / 21.2 (C)
DUT Model# / Serial#: H85XAH6JR5AN / 364VLEBTQH
Antenna / TX Freq.: 85009275001 (Internal) / 902.5250 (MHz)
Battery: SNN5823A w/NTN2593xxxxA
Carry Acc. / Cable Acc.: None / None
Start Power: 0.916 (W)

Note:
Prior to recording the reported SAR values below, the measured SAR values were corrected for tissue frequencies from 136 MHz to 3 GHz.

Reported: 0.865 mW/g (1g); 0.623 mW/g (10g)

Comments: Full Scan; Flip Opened

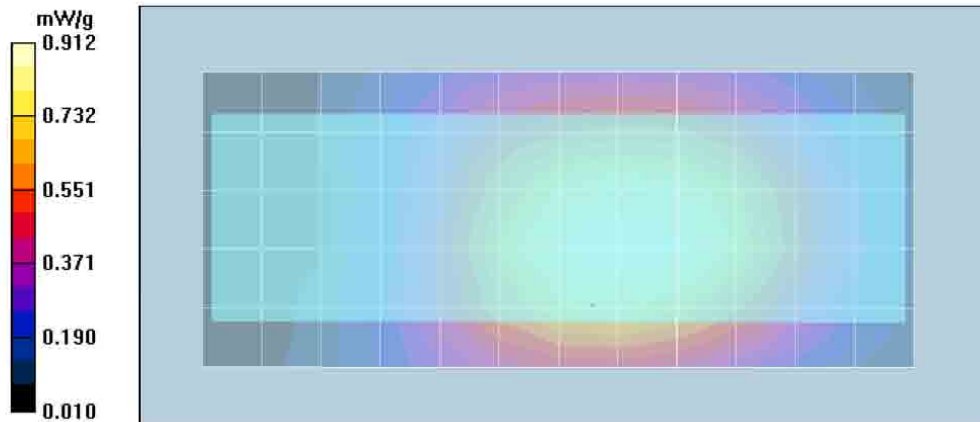
Probe: ES3DV3 - SN3147, Calibrated: 2/18/2010, ConvF(5.85, 5.85, 5.85)
Electronics: DAE4 Sn729, Calibrated: 3/10/2010
Duty Cycle: 1:1.05, Medium parameters used: f = 915 MHz; $\sigma = 0.99$ mho/m; $\epsilon_r = 40.3$; $\rho = 1000$ kg/m³

Face Scan/Zoom Scan (5x5x7)/Cube 0: Measurement grid: dx=7.5mm, dy=7.5mm, dz=5mm
Reference Value = 30.0 V/m; Power Drift = -0.167 dB
Peak SAR (extrapolated) = 1.17 W/kg
SAR(1 g) = 0.865 mW/g; SAR(10 g) = 0.623 mW/g
Maximum value of SAR (measured) = 0.911 mW/g

Face Scan/Area Scan (51x121x1): Measurement grid: dx=15mm, dy=15mm
Reference Value = 30.0 V/m; Power Drift = -0.0623 dB
Motorola Fast SAR: SAR(1 g) = 0.866 mW/g; SAR(10 g) = 0.615 mW/g
Maximum value of SAR (interpolated) = 0.915 mW/g

Face Scan/Volume Scan 2D (41x41x1): Measurement grid: dx=7.5mm, dy=7.5mm, dz=1mm
Reference Value = 30.0 V/m; Power Drift = -0.0495 dB
Peak SAR (extrapolated) = 0.925 W/kg
Motorola Fast SAR: SAR(1 g) = 0.875 mW/g; SAR(10 g) = 0.620 mW/g
Maximum value of SAR (interpolated) = 0.925 mW/g

Face Scan/Z-Axis Scan (1x1x17): Measurement grid: dx=20mm, dy=20mm, dz=10mm
Maximum value of SAR (measured) = 0.894 mW/g



APPENDIX G
DUT Supplementary Data (Power slump)

Model#H85XAH6JR5AN
Serial#364VLEBTQH

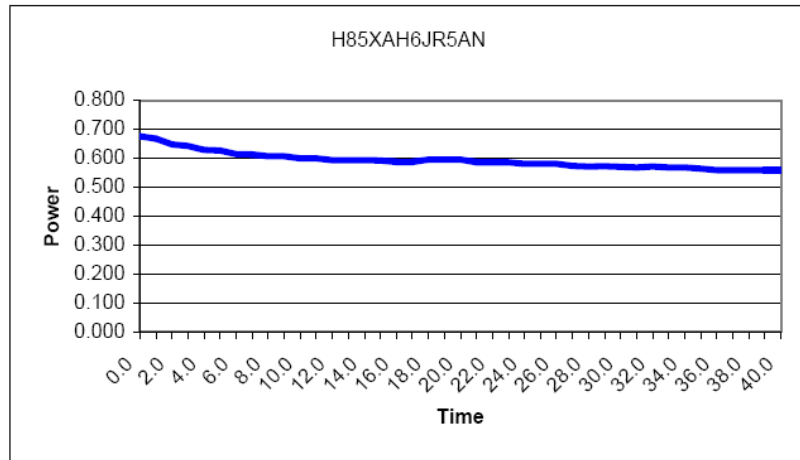
Battery SNN5793A
Frequency 815.5125 MHz
Date 5/20/2010

Transmit Mode Packet Data-81:120
Audio Accessory None

Used iDen RF Cable #012 with offset of 0.4 dB

TX TIME **Measured Power**
(Minutes) **(Watts)**

0.0	0.676
1.0	0.667
2.0	0.648
3.0	0.642
4.0	0.629
5.0	0.627
6.0	0.614
7.0	0.613
8.0	0.607
9.0	0.607
10.0	0.600
11.0	0.600
12.0	0.593
13.0	0.593
14.0	0.593
15.0	0.592
16.0	0.587
17.0	0.587
18.0	0.595
19.0	0.595
20.0	0.595
21.0	0.586
22.0	0.586
23.0	0.586
24.0	0.581
25.0	0.581
26.0	0.581
27.0	0.573
28.0	0.571
29.0	0.572
30.0	0.570
31.0	0.568
32.0	0.571
33.0	0.568
34.0	0.568
35.0	0.564
36.0	0.559
37.0	0.559
38.0	0.559
39.0	0.559
40.0	0.559




Appendix H
DUT Test Position Photos

Highest SAR Test Position per body location

Body

DUT w/ offered carry holster NNTN7793A against the phantom using the offered battery SNN5793A, battery cover NTN2593xxxxA without any attached data/audio cable accessory.



Distance A – 14 mm
Distance B – 13 mm
Distance C – 23 mm

Face - Front with flip open and at 2.5cm separation

DUT w/ front side separated 2.5cm from phantom using the offered battery SNN5823A and battery cover NTN2593xxxxA without any attached audio cable accessory.



Distance A – 25 mm
Distance C – 25 mm

Head


DUT in touch position at right ear using the offered battery SNN5793A and battery cover NTN2593xxxA.



Other SAR tested positions at the body

Body worn


DUT w/ offered carry holster NNTN7793A against the phantom using the offered battery SNN5793A, battery cover NTN2593xxxA with data cable SKN6238A. Same position used with audio cables SYN1458A, SYN1472A, NNTN5774C and NNTN5330B attached.



Distance A – 14 mm
Distance B – 13 mm
Distance C – 23 mm

Front 2.5cm separation


DUT w/ front side separated 2.5cm from phantom using offered battery SNN5793A and battery cover NTN2543xxxA and without any attached data/audio cable accessory. Same position used with audio cable NNTN5330B attached.



Distance A – 25 mm
Distance B – 25 mm
Distance C – 25 mm

Back 2.5cm separation

DUT w/ back side separated 2.5cm from phantom using offered battery SNN5793A and battery cover NTN2593xxxA and without any attached audio accessory. Same position used with audio cable NNTN5330B attached.




Distance A – 25 mm
Distance B – 25 mm
Distance C – 25 mm

Other SAR tested position at the face

Front with flip closed with 2.5cm separation

DUT w/ front side separated 2.5cm from phantom using the offered battery SNN5793A and battery cover NTN2593xxxA without any attached audio accessory.



Distance A – 25 mm
Distance C – 25 mm

Front with flip open and at 2.5cm separation

Refer to highest face position - Front with flip open and at 2.5cm separation

Other SAR tested positions at the head

Left ear touch

DUT in touch position at left ear using the offered battery SNN5793A and battery cover NTN2593xxxA.



Left ear tilt

DUT in tilt position at left ear using the offered battery SNN5793A and battery cover NTN2593xxxA.




Right ear touch

Refer to highest head position - Head

Right ear tilt

DUT in tilt position at right ear using the offered battery SNN5793A and battery cover NTN2593xxxA.



Appendix I
DUT and Body worn Accessory Photos

DUT and Accessory Photos

The purpose of these photos is to illustrate the offered body-worn carry accessory(ies). The sample that was used in the following photos represents the product used to obtain the results presented herein.

Tested body worn photos



**DUT Back View w/
Holster NNTN7793A**



**DUT Side View w/
Holster NNTN7793A**




**DUT Front View w/
Holster NNTN7793A**

Appendix J
Simultaneous Transmission Considerations

Simultaneous Transmission Considerations – Pursuant to FCC KDB 648474 Practice

Locations of Antenna



The closest distance between the main antenna and the BT antenna is 6.5 mm

Operating modes

Device Operating Mode	Remarks
iDEN SMR	Can operate simultaneously with Bluetooth, but <i>not</i> with MOTOtalk.
MOTOtalk	Can operate simultaneously with Bluetooth, but <i>not</i> with iDEN.
Bluetooth	Can operate simultaneously with MOTOtalk or iDEN.

Note: The iDEN, MOTOtalk and GPS services share the same antenna, and cannot operate simultaneously

Simultaneous Transmission Device Exclusion

Per FCC KDB648474 BT testing is not required.

- a) BT max power (10mW) < 12mW (Pref @ 2.45GHz)
- b) Antenna separation distances is less than 2.5cm. (Refer to section 7.0)
- c) SAR at the body (0.78 W/kg) is less than 1.2 W/kg.