

**Appendix 5**

**Pictures of Test Setup**



Figure A5-1. Phone Closed



Figure A5-2. Phone Open






Figure A5-3. Phone Open - Orientation and Measurement Plane for RF Emissions Testing



**Figure A5-4. Positioning for RF Emissions**



**Figure A5-5. Measurement for RF Emissions**