



EMC TEST SETUP PHOTOS



EMC Report #20700-1, AC Line - Part 15



EMC Report #20700-1, Antenna - Substitution



EMC Report #20700-1, Tx Radiated

MOTOROLA, INC. Portable Cellular Phone SAR Test Report Number: **20669-1F** FCC ID: **IHDT56HS1**

Appendix 7

Photographs of the device under test

**>>>> EXTRACTED FROM FCC EXHIBIT 11<<<<
FROM SARTest Report**



Figure 1 – Front and Back of Transceiver



Figure 2 – Transceiver with Leather Pouch SYN1985A



Figure 3 – Transceiver with Plastic Clip SYN2087A



Figure 4 – Transceiver with SDIO Wi-Fi Card




Figure 5 – Transceiver against head, Cheek Touch position



Figure 6 – Transceiver against head, Cheek Touch position



Figure 7 – Transceiver against head, 15° Tilt position



Figure 8 – Transceiver against head, 15° Tilt position



Figure 9 – Transceiver against body, Back of Phone 15 mm from Phantom position



Figure 10 – Transceiver against body with Leather Pouch SYN1985A



Figure 11 – Transceiver against body with Plastic Clip SYN2087A

Appendix 5

Pictures of Test Setup

**>> EXTRACTED FROM FCC EXHIBIT 6B-1<<
FROM HAC Test Report for Near Field Emissions**

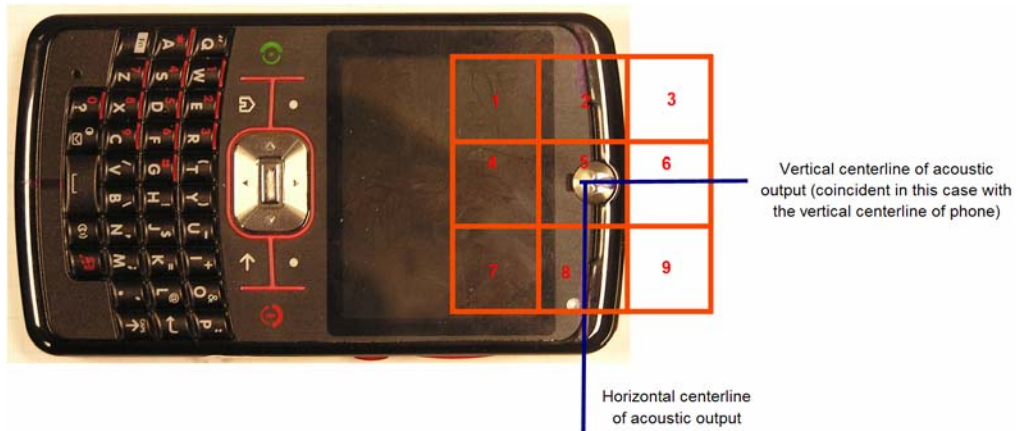


Figure A5-1. Phone Open - Orientation of Wireless Device and Measurement Plane



Figure A5-2. Views from the front



Figure A5-3. Views from the side