

Temporary Confidentiality Requested

Exhibit 7b: SAR Measurement Procedures -- 47 CFR 2.947

7b1. DUT Test Positioning Photographs

This exhibit presents additional details concerning how the measurements were made.

Figure 1: Highest SAR Test Position (Body)

DUT w/ holster against the phantom; without audio/data accessory attached (same position used for all other audio/data accessories).

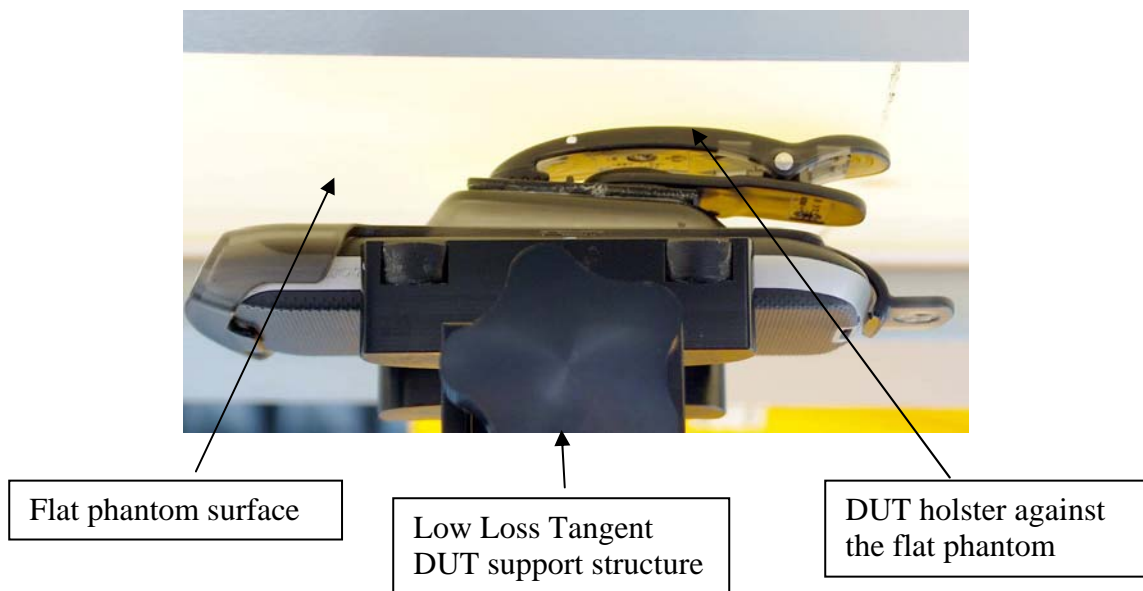


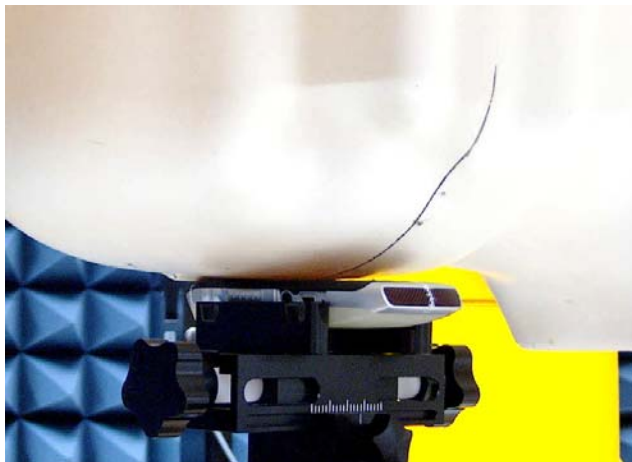
Figure 2: Highest SAR Test Position (face)

DUT front side separated 2.5cm from the phantom.




Temporary Confidentiality Requested

**Figure 3: Highest SAR Test Position (Head)
DUT at the right ear in cheek touch position**



**Figure 4: Body Assessment
DUT w/ front side separated 2.5cm from the phantom**



Temporary Confidentiality Requested

Figure 4: Body Assessment
DUT w/ back side separated 2.5cm from the phantom






Figure 5: Assessment at the Head
DUT at the right ear in tilt position



Temporary Confidentiality Requested

**Figure 6: Assessment at the Head
DUT at the left ear in cheek touch position**



**Figure 7: Assessment at the Head
DUT at the left ear in tilt position**



Temporary Confidentiality Requested

7b2. DUT Photographs

The samples shown in the photographs below represent the actual products used to obtain the SAR results in Exhibit 11.



DUT Front View



Back View of
Holster
NNTN7137A
W/ DUT



Front View of
Holster
NNTN7137A
W/ DUT



Side View of
Holster
NNTN7137A
W/ DUT