

6a.3 Radiated Spurious Emissions -- Pursuant 47 CFR 2.1053, 2.1057, 90.210(g)(3), 90.691(a)(2)

6a.3.1 800-900 MHz Band

FCC Limits

-Per 90.210(g)(3) and 90.691(a)(2), radiated spurious emissions shall be attenuated below the maximum level of emission of the carrier frequency in accordance with the following formula:

Spurious attenuation in dB = $43 + 10 \log_{10}(P)$
(Thus the effective limit is -13 dBm for any transmitter power level).

NOTE 1: Spurious emissions are dependent on the linearity of the Power Amplifier and are independent of modulation type or TDM interleaving. Thus emissions were tested with the radio set to Quad-16QAM at both maximum and minimum radio output power settings.

NOTE 2: An asterisk () in the data indicates the spurious emission was less than -33 dBm or could not be detected due to noise limitations or ambients.*

NOTE 3: Spurious emission levels were measured with the non-detachable antenna mounted on the radio product, as in intended use. Measurement setup is described in Exhibit 7.3.

NOTE 4: Spurious emissions are dependent on the linearity of the Power Amplifier (U501) and are independent of modulation type or TDM interleaving. Thus, for the Land Mobile Band, emissions were tested with the radio set to Quad-16QAM.

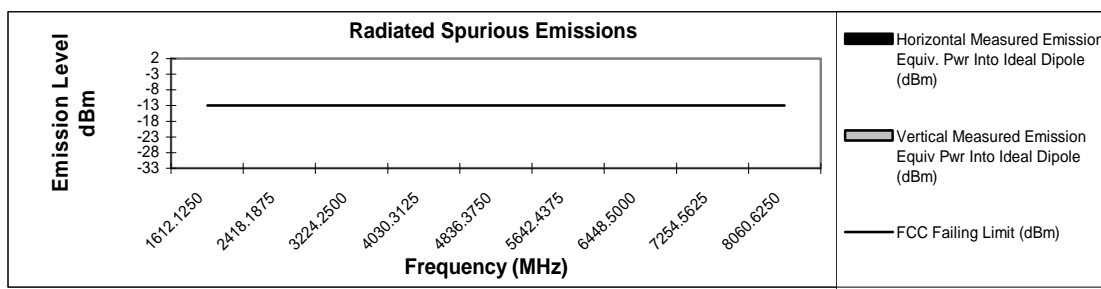
Transmit Radiated Spurious Emissions: i290

Tx Power: 640 mWatts

806.0625 MHz

Channel Spacing 25kHz | S/N 364VHEMM87

Frequency (MHz)	FCC Failing Limit (dBm)	Horizontal Measured Emission Equiv. Pwr Into Ideal Dipole (dBm)	Vertical Measured Emission Equiv Pwr Into Ideal Dipole (dBm)
1612.1250	-13	*	*
2418.1875	-13	*	*
3224.2500	-13	*	*
4030.3125	-13	*	*
4836.3750	-13	*	*
5642.4375	-13	*	*
6448.5000	-13	*	*
7254.5625	-13	*	*
8060.6250	-13	*	*



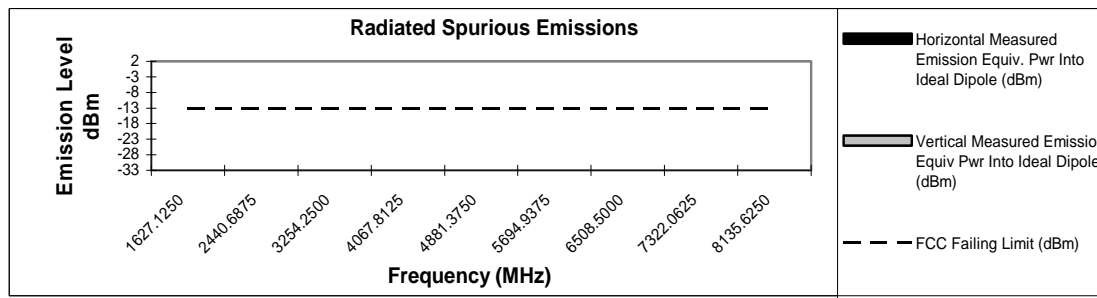
Transmit Radiated Spurious Emissions: i290

Tx Power: 640 mWatts

813.5625 MHz

Channel Spacing 25kHz | S/N 364VHEMM87

Frequency (MHz)	FCC Failing Limit (dBm)	Horizontal Measured Emission Equiv. Pwr Into Ideal Dipole (dBm)	Vertical Measured Emission Equiv Pwr Into Ideal Dipole (dBm)
1627.1250	-13	*	*
2440.6875	-13	*	*
3254.2500	-13	*	*
4067.8125	-13	*	*
4881.3750	-13	*	*
5694.9375	-13	*	*
6508.5000	-13	*	*
7322.0625	-13	*	*
8135.6250	-13	*	*



* Indicates the spurious emission could not be detected due to noise limitations or ambients.

The data presented here was taken using the substitution method as found in the TIA/EIA-603 document.

Motorola Plantation EMC Lab – Test Performed by: Frank Baader
FCC Registration: 91932 / Industry Canada: IC3679A-1

May 1, 2007

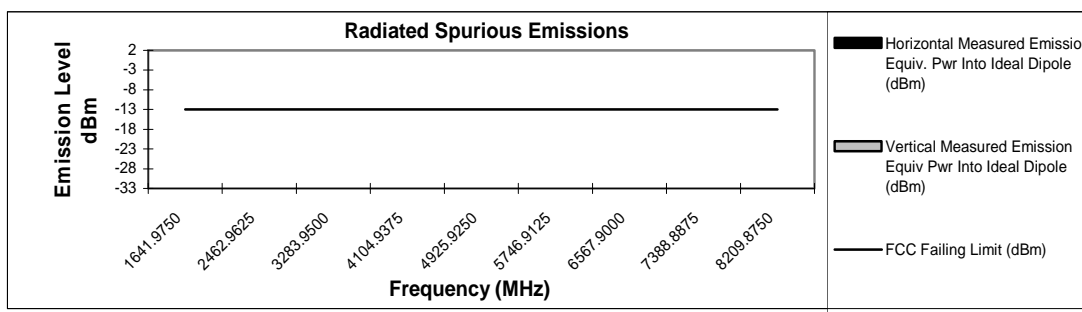
Transmit Radiated Spurious Emissions: i290

Tx Power: 640 mWatts

820.9875 MHz

Channel Spacing 25kHz | S/N 364VHEMM87

Frequency (MHz)	FCC Failing Limit (dBm)	Horizontal Measured Emission Equiv. Pwr Into Ideal Dipole (dBm)	Vertical Measured Emission Equiv Pwr Into Ideal Dipole (dBm)
1641.9750	-13	*	*
2462.9625	-13	*	*
3283.9500	-13	*	*
4104.9375	-13	*	*
4925.9250	-13	*	*
5746.9125	-13	*	*
6567.9000	-13	*	*
7388.8875	-13	*	*
8209.8750	-13	*	*




Transmit Radiated Spurious Emissions: i290

Tx Power: 640 mWatts

824.9875 MHz

Channel Spacing 25kHz | S/N 364VHEMM87

Frequency (MHz)	FCC Failing Limit (dBm)	Horizontal Measured Emission Equiv. Pwr Into Ideal Dipole (dBm)	Vertical Measured Emission Equiv Pwr Into Ideal Dipole (dBm)
1649.9750	-13	*	*
2474.9625	-13	*	*
3299.9500	-13	*	*
4124.9375	-13	*	*
4949.9250	-13	*	*
5774.9125	-13	*	*
6599.9000	-13	*	*
7424.8875	-13	*	*
8249.8750	-13	*	*



* Indicates the spurious emission could not be detected due to noise limitations or ambients.

The data presented here was taken using the substitution method as found in the TIA/EIA-603 document.

Motorola Plantation EMC Lab – Test Performed by: Frank Bader

May 9, 2007

FCC Registration: 91932 / Industry Canada: IC3679A-1

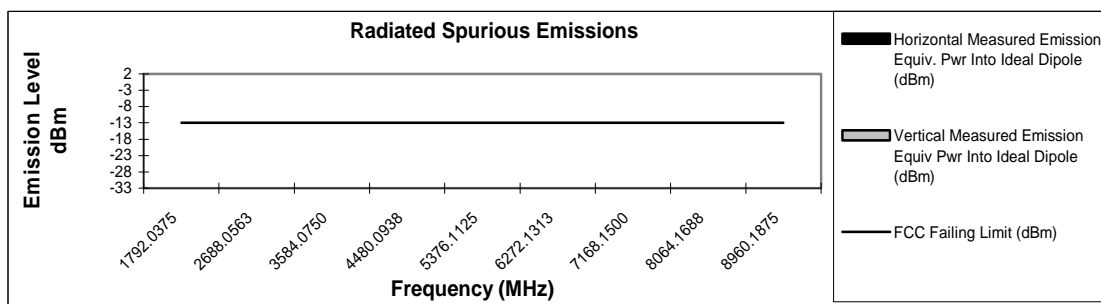
Transmit Radiated Spurious Emissions: i290

Tx Power: 640 mWatts

896.01875 MHz

Channel Spacing 25kHz | S/N 364VHEMM87

Frequency (MHz)	FCC Failing Limit (dBm)	Horizontal Measured Emission Equiv. Pwr Into Ideal Dipole (dBm)	Vertical Measured Emission Equiv Pwr Into Ideal Dipole (dBm)
1792.0375	-13	*	*
2688.0563	-13	*	*
3584.0750	-13	*	*
4480.0938	-13	*	*
5376.1125	-13	*	*
6272.1313	-13	*	*
7168.1500	-13	*	*
8064.1688	-13	*	*
8960.1875	-13	*	*



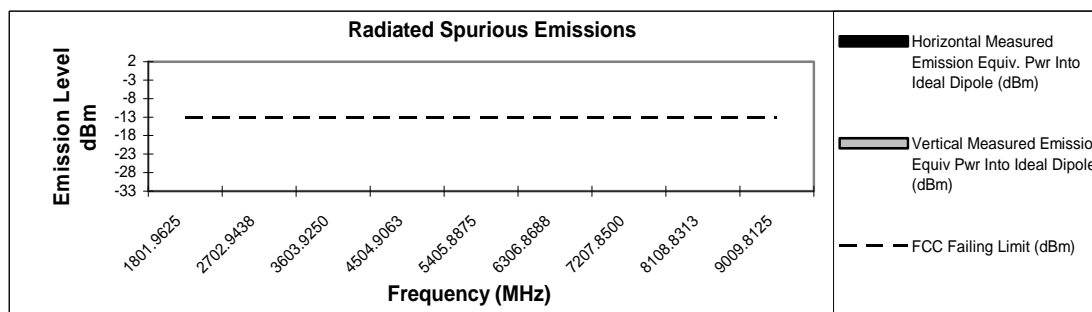
Transmit Radiated Spurious Emissions: i290

Tx Power: 640 mWatts

900.98125 MHz

Channel Spacing 25kHz | S/N 364VHEMM87

Frequency (MHz)	FCC Failing Limit (dBm)	Horizontal Measured Emission Equiv. Pwr Into Ideal Dipole (dBm)	Vertical Measured Emission Equiv Pwr Into Ideal Dipole (dBm)
1801.9625	-13	*	*
2702.9438	-13	*	*
3603.9250	-13	*	*
4504.9063	-13	*	*
5405.8875	-13	*	*
6306.8688	-13	*	*
7207.8500	-13	*	*
8108.8313	-13	*	*
9009.8125	-13	*	*



* Indicates the spurious emission could not be detected due to noise limitations or ambients.

The data presented here was taken using the substitution method as found in the TIA/EIA-603 document.

Motorola Plantation EMC Lab – Test Performed by: Frank Baader
FCC Registration: 91932 / Industry Canada: IC3679A-1

May 9, 2007

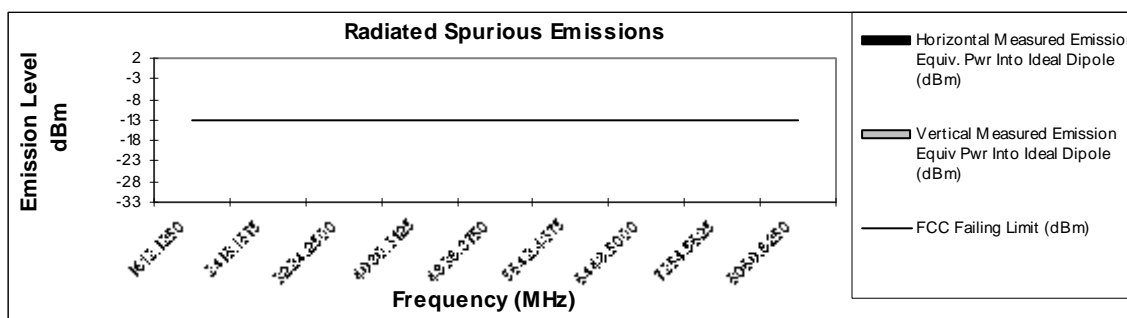
Transmit Radiated Spurious Emissions: i290

Tx Power: Cutback Watts

806.0625 MHz

Channel Spacing 25kHz | S/N 364VHEMM87

Frequency (MHz)	FCC Failing Limit (dBm)	Horizontal Measured Emission Equiv. Pwr Into Ideal Dipole (dBm)	Vertical Measured Emission Equiv Pwr Into Ideal Dipole (dBm)
1612.1250	-13	*	*
2418.1875	-13	*	*
3224.2500	-13	*	*
4030.3125	-13	*	*
4836.3750	-13	*	*
5642.4375	-13	*	*
6448.5000	-13	*	*
7254.5625	-13	*	*
8060.6250	-13	*	*



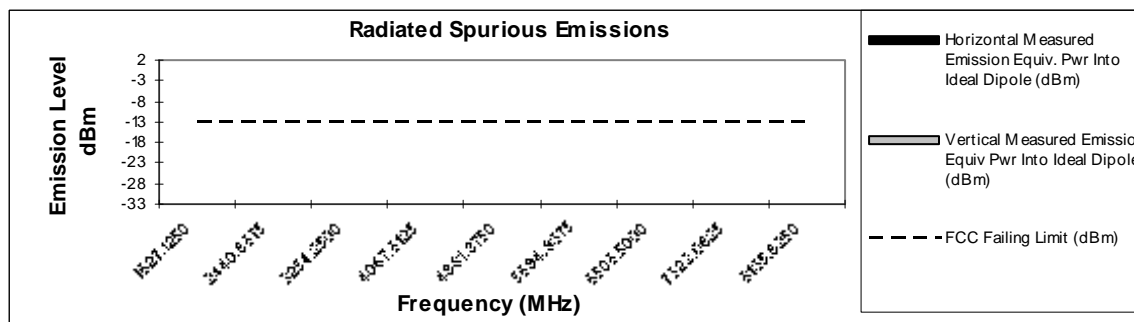
Transmit Radiated Spurious Emissions: i290

Tx Power: Cutback Watts

813.5625 MHz

Channel Spacing 25kHz | S/N 364VHEMM87

Frequency (MHz)	FCC Failing Limit (dBm)	Horizontal Measured Emission Equiv. Pwr Into Ideal Dipole (dBm)	Vertical Measured Emission Equiv Pwr Into Ideal Dipole (dBm)
1627.1250	-13	*	*
2440.6875	-13	*	*
3254.2500	-13	*	*
4067.8125	-13	*	*
4881.3750	-13	*	*
5694.9375	-13	*	*
6508.5000	-13	*	*
7322.0625	-13	*	*
8135.6250	-13	*	*



* Indicates the spurious emission could not be detected due to noise limitations or ambients.

The data presented here was taken using the substitution method as found in the TIA/EIA-603 document.

Motorola Plantation EMC Lab – Test Performed by: Frank Baader

May 9, 2007

FCC Registration: 91932 / Industry Canada: IC3679A-1

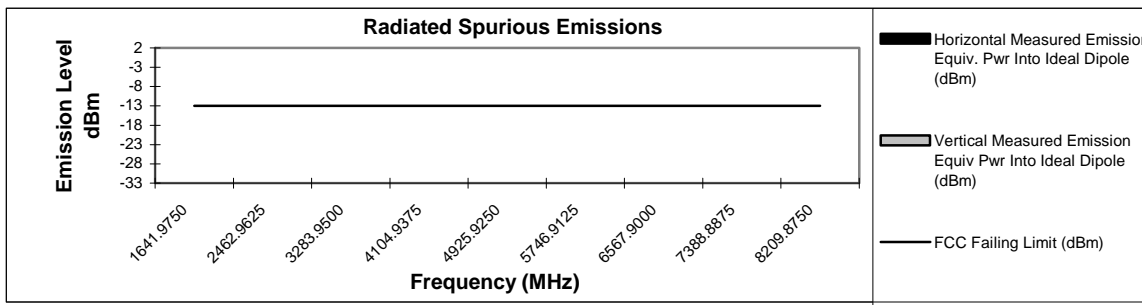
Transmit Radiated Spurious Emissions: i290

Tx Power: Cutback Watts

820.9875 MHz

Channel Spacing 25kHz | S/N 364VHEMM87

Frequency (MHz)	FCC Failing Limit (dBm)	Horizontal Measured Emission Equiv. Pwr Into Ideal Dipole (dBm)	Vertical Measured Emission Equiv Pwr Into Ideal Dipole (dBm)
1641.9750	-13	*	*
2462.9625	-13	*	*
3283.9500	-13	*	*
4104.9375	-13	*	*
4925.9250	-13	*	*
5746.9125	-13	*	*
6567.9000	-13	*	*
7388.8875	-13	*	*
8209.8750	-13	*	*



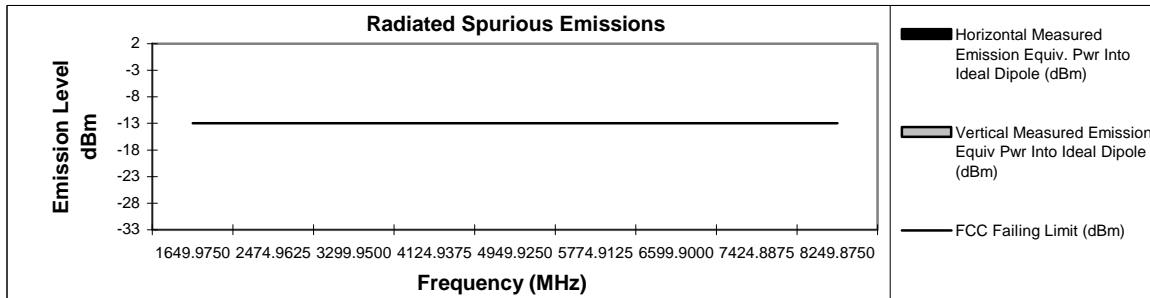
Transmit Radiated Spurious Emissions: i290

Tx Power: Cutback Watts

824.9875 MHz

Channel Spacing 25kHz | S/N 364VHEMM87

Frequency (MHz)	FCC Failing Limit (dBm)	Horizontal Measured Emission Equiv. Pwr Into Ideal Dipole (dBm)	Vertical Measured Emission Equiv Pwr Into Ideal Dipole (dBm)
1649.9750	-13	*	*
2474.9625	-13	*	*
3299.9500	-13	*	*
4124.9375	-13	*	*
4949.9250	-13	*	*
5774.9125	-13	*	*
6599.9000	-13	*	*
7424.8875	-13	*	*
8249.8750	-13	*	*



* Indicates the spurious emission could not be detected due to noise limitations or ambients.

The data presented here was taken using the substitution method as found in the TIA/EIA-603 document.

Motorola Plantation EMC Lab – Test Performed by: Frank Baader

May 9, 2007

FCC Registration: 91932 / Industry Canada: IC3679A-1