



EMC TEST SETUP PHOTOS




EMC Report #19959-1, AC Line - Part 15



EMC Report #19959-1, Part 15, PC Peripheral



EMC Report #19959-1, Antenna - Substitution



EMC Report #19959-1, Tx Radiated

Appendix 5

Pictures of Test Setup

**>> EXTRACTED FROM FCC EXHIBIT 6B1<<<<
FROM HAC Test Report for Near Field Emissions**



Figure A5-1. Phone Closed



Figure A5-2. Phone Open - Orientation of Wireless Device and Measurement Plane




Figure A5-3. Views from the front




Figure A5-4. Views from the side

Appendix 4

Pictures of Test Setup

>> EXTRACTED FROM FCC EXHIBIT 6B2, HAC Test Report for T-coil<<<



Figure A4-1. Phone Closed



Figure A4-2. Phone Open – 5cm x 5cm grid for Near Field Measurements




Figure A4-3. Views from the front




Figure A4-4. Views from the side

MOTOROLA, INC. Portable Cellular Phone SAR Test Report Number: **19953-1F**

Appendix 6

Photographs of the device under test

>> PHOTOS WERE EXTRACTED FROM FCC EXHIBIT 11, SAR REPORT<<<

MOTOROLA, INC. Portable Cellular Phone SAR Test Report Number: **19953-1F**



Figure 1. Front of Phone



Figure 2. Phone Open

MOTOROLA, INC. Portable Cellular Phone SAR Test Report Number: **19953-1F**



Figure 3. Back of Phone



Figure 4. Phone Against the Flat Phantom

MOTOROLA, INC. Portable Cellular Phone SAR Test Report Number: **19953-1F**



Figure 5. Phone Against the Head Phantom (Cheek Touch)




Figure 6. Phone Against the Head Phantom (15°Tilt)

MOTOROLA, INC. Portable Cellular Phone SAR Test Report Number: **19953-1F**



Figure 7. Front of Phone with Case VLV32



Figure 8. Phone Open with Case VLV32

MOTOROLA, INC. Portable Cellular Phone SAR Test Report Number: **19953-1F**



Figure 9. Back of Phone with Case VLV32



Figure 10. Back View: Case CHYN4647A

MOTOROLA, INC. Portable Cellular Phone SAR Test Report Number: **19953-1F**



Figure 11. Side View: Case CHYN4647A