

**Appendix 4**

**HAC Test Setup for T-Coil**

**>>> PHOTOS ARE FROM FCC EXHIBIT 6B2 <<<**




**Figure A5-1. Phone Closed**



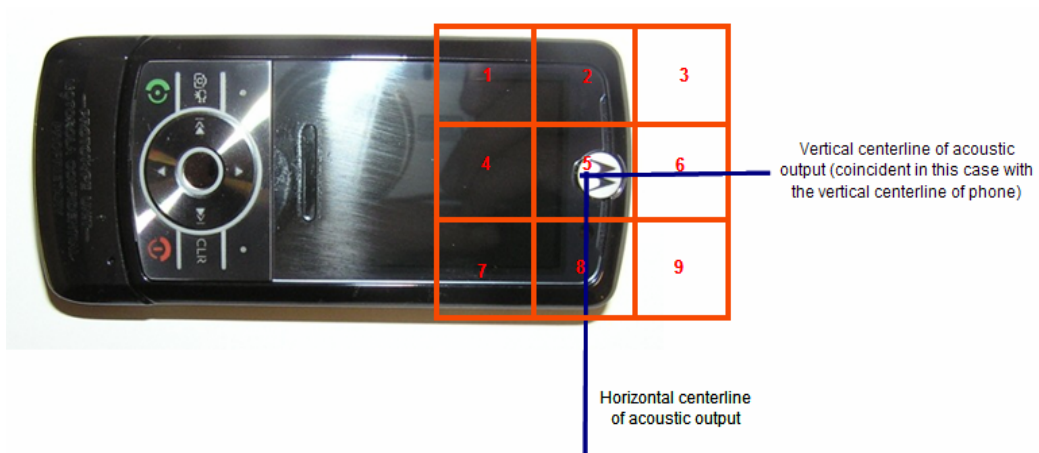
**Figure A5-2. Phone Open**




**Figure A5-3. Coordinate Axis for T-coil Measurements**




**Figure A5-4. Location of Measured Points**




**Figure A5-5. Orientation of Wireless Device and Measurement Plane**




**Figure A5-6. Views from the front (slider closed)**



**Figure A5-7. Views from the front (slider open)**



**Figure A5-8. Views from the side (slider closed)**



**Figure A5-9. Views from the side (slider open)**