

Appendix 4

Pictures of Test Setup




Figure A4-1. Phone Open – Coordinate Axis for T-coil Measurements

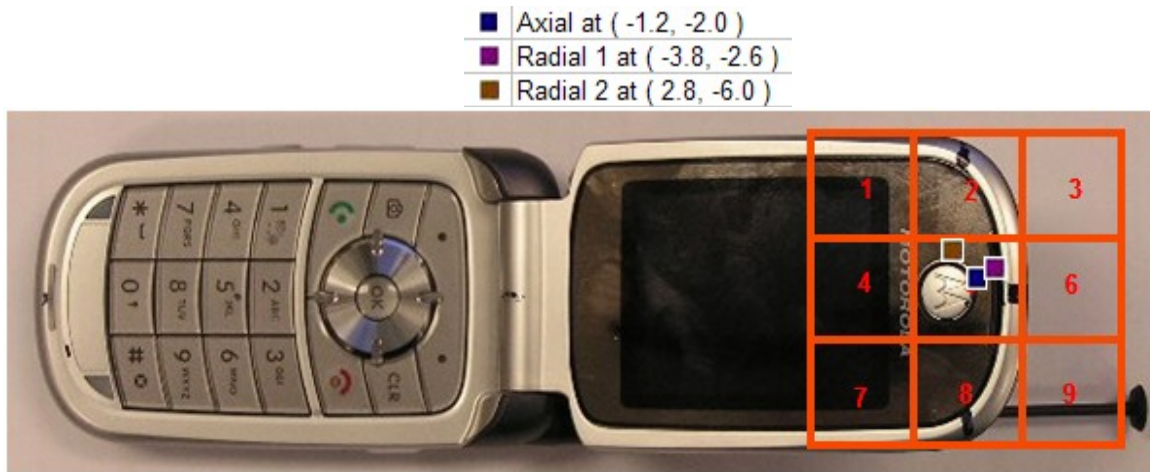


Figure A4-2. Phone Open – Location of Measured Points




Figure A4-3. Phone Open – 5cm x 5cm grid for Near Field Measurements




Figure A4-4. View from the front




Figure A4-5. View from the side