



UL International EMC Services  
333 Pflingsten Road  
Northbrook, Illinois 60062-2096  
(800) 873-8536  
Fax No. (847) 272-8864  
<http://www.ul.com/hitech/emc/>

September 22, 2006

Motorola Inc.  
Attn: Mr. Doug Hammers  
600 N. US HWY 45  
Libertyville, IL 60048  
US

UL Reference: File MC15003, Project 06CA46222

Subject: EMC Test and Measurement Report for  
Cell Phone FCC ID - IHDT56GB1, 19009-1

Dear Mr. Hammers:

We have provided with this letter your EMC Test Report for the above referenced model. The product was determined to comply with the requirements noted in the report.

Please review the attached report and direct any questions or comments to me.

We appreciate your interest in UL's EMC Services, and encourage you to contact us in the future should you need EMC test services. This closes Project 06CA46222.

Best regards,

Reviewed by:

A handwritten signature in black ink, appearing to read 'Lou Madjarov'.

A handwritten signature in black ink, appearing to read 'Jack Steiner'.

Lou Madjarov (Ext 43957)  
EMC Sr. Project Engineer  
International EMC Services

Jack Steiner  
Section Manager  
International EMC Services



# REPORT DIRECTORY

## SECTION   TITLE

### **GENERAL**

- 1.0            General Product Description
- 1.1            Model Differences
- 1.2            Environmental Conditions in Test Lab
- 1.3            Calibration Details of Equipment Used for Measurement
- 1.4            EUT (Equipment Under Test) Configuration
- 1.5            EUT Operating Mode
- 1.6            Device Modifications

### **EMISSIONS**

- 2.0            Emissions Test Regulations  
                  Radiated Electric Field Emissions

### **IMMUNITY**

- 3.0            Immunity Test Regulations

### **CONCLUSION**

- 4.0            General Remarks
- 4.1            Summary

### **APPENDICIES**

- A            Test Setups (Photos, Diagrams and Drawings)
- B            Test Data
- C            Operating instructions provided by the manufacturer

## 1.0 GENERAL PRODUCT DESCRIPTION

The equipment under test (EUT) is a BlueTooth cell phone FCC ID - IHDT56GB1, 19009-1.

### 1.0.1 Equipment Mobility:

Hand-held

### 1.0.2 Test Voltage and Frequency:

<u>Voltage (V)</u>	<u>Frequency (Hz)</u>
Cell phone battery	DC

## 1.1 MODEL DIFFERENCES

**Any other model(s) represented by the models tested in this investigation will be documented by the manufacturer.**

## 1.2 ENVIRONMENTAL CONDITIONS IN TEST LAB

<b>Temperature:</b>	<b>20-25 °C</b>
<b>Relative Humidity:</b>	<b>30-60% RH</b>
<b>Atmospheric Pressure:</b>	<b>860-1060 mbar</b>

### 1.3 CALIBRATION OF EQUIPMENT USED FOR MEASUREMENT

All test equipment and test accessories are calibrated on a regular basis. The maximum time between calibrations is one year or what is recommended by the manufacturer, whichever is less.

All test equipment calibrations are traceable to the National Institute of Standards and Technology (NIST), therefore, all test data recorded in this report is traceable to NIST.

#### Equipment Calibration Data

Manufacturer Name	Item Name Description	Model #	Serial Number	Calibration Date	Calibration Due Date
Hewlett Packard	QP Adapter	85650A	2811A01069	1/06/06	1/06/07
Hewlett Packard	S/A Display	8566B	2542A12974	1/06/06	1/06/07
Hewlett Packard	S/A	8566B	2637A03376	1/06/06	1/06/07
Rohde & Schwartz	S/A	FSEK20	DE2525315	3/15/06	3/15/07
Electro-Metrics	Bi-Con Antenna 30-300MHz	EM912A	114	3/01/06	3/01/07
Chase	Log-Periodic Antenna	UPA6109	1060	3/17/06	3/17/07
EMCO	Horn Antenna 1-18GHz	3115	6546	10/18/05	10/18/06
EMCO	Horn Antenna 2-4GHz	3161-02	9906-1052	N/A	N/A
EMCO	Horn Antenna 4-8GHz	3161-03	9905-1041	N/A	N/A
EMCO	Horn Antenna 8-12GHz	3160-07	9902-1114	N/A	N/A
EMCO	Horn Antenna 12-18GHz	3160-08	9904-1100	N/A	N/A
EMCO	Horn Antenna 18-26.5GHz	3160-09	990345-003	N/A	N/A
UL	40 GHz BOMS Signal Path	ULBOMS	-	02/2005	02/2007

**1.4 EUT CONFIGURATION(s)**

**See Appendix A for individual set-up configuration(s). In addition to the EUT, the following peripheral devices and/or cables were connected during the measurement:**

Phone was tested in battery mode only. No external cables (USB, Headphone or Charger) were attached per manufacturer’s request.

Device	Manufacturer	Submission #	Serial #	FCC ID
EUT	Motorola Corp	19009-1	-	IHDT56GB1

**1.5 EUT OPERATING MODE(s)**

**The equipment under test was operated during the measurements under the following conditions:**

- Per manufacturer’s request tests were performed in the Bluetooth mode only. See Appendix C for manufacturer's provided instructions for configuring the phone to operate in this mode.
- Tests were performed at low, mid and high channels.
- Tests were performed with EUT orientated along X, Y and Z orthogonal axis.

**1.6 DEVICE MODIFICATIONS**

**The following modifications were necessary for compliance:**

None

## 2.0 EMISSIONS TEST REGULATIONS

The following test were performed according to the following regulations:

- The **spurious radiated emission** requirements of paragraph **15.247(d) of CFR47 Part 15 2006**, specifically "radiated emissions which fall in the restricted bands, as defined in Section 15.205(a), must also comply with the radiated emission limits specified in Section 15.209(a) (see Section 15.205(c)).
- Under this project only 30 to 1000MHz, 1 to 26GHz and band-edge measurements were performed.
- Additional guidance was obtained from FCC Document, DA 00-705, Filing and Measurement Guidelines for Frequency Hopping Spread Spectrum Systems Released March 30, 2000

## **RADIATED ELECTRIC FIELD EMISSIONS, 30 TO 1000MHz**

### Test Location

10 Meter Semi-Anechoic Chamber

### UL Procedure

Northbrook Work Instruction for Measurement of Radiated Emissions (EMC)  
08-CA-W0030

### Test Instruments

#### Spectrum Analyzer / Quasi-peak Adapter / Preamplifier

Hewlett Packard Model 8566B Spectrum Analyzer	EMC4085
Model 85650A Quasi-peak Adapter	EMC4016
Miteq AM-3A-000110-N Preamp	EMC4151

### Antennas

Electro-Metrics, Biconical Antenna Model EM6912A	S/N 114	EMC4070
Chase EMC Ltd., Log Periodic Antenna Model UPA6109	S/N 1060	EMC4258

### Frequency Range of Measurement

30MHz-1000MHz

### Measurement Distance

10 meters

### Test Results

The requirements are:  
MET

### Remarks

See App. B for complete test results.

**RADIATED ELECTRIC FIELD EMISSIONS, 1 TO 25 GHz  
BAND-EDGE MEASUREMENTS**

Test Location

10 Meter Semi- Anechoic Chamber

UL Procedure

Northbrook Work Instruction for Measurement of Radiated Emissions (EMC)  
08-CA-W0030

Test Instruments

Spectrum Analyzer

Rhode & Schwarz, Spectrum Analyzer, 9kHz-40GHz, EMC 4182  
UL BOMS Signal Path

Antennas

Emco	Double-Ridge Guide Horn	3115	6546
Emco	Horn Antenna 2-4GHz	3161-02	9906-1052
Emco	Horn Antenna 4-8GHz	3161-03	9905-1041
Emco	Horn Antenna 8-12GHz	3160-07	9902-1114
Emco	Horn Antenna 12-18GHz	3160-08	9904-1100
Emco	Horn Antenna 18-26.5GHz	3160-09	990345-003

Frequency Range of Measurement

1 to 25 GHz

Measurement Distance

3 meters

Test Results

The requirements are:  
MET

Remarks

See App. B for complete test results.

Preliminary peak scans were performed in low, mid and high channels as well as with EUT configured along X, Y and Z orthogonal axis. Final maximized (azimuth and height) measurements were then performed under worst-case configuration as determined during preliminary measurement.

### **3.0 IMMUNITY TEST REGULATIONS**

**Immunity testing was not performed per the request of the manufacturer nor required by CFR 47, Part 15.**

**4.0 GENERAL REMARKS**

Sample Receipt Date : September 15, 2006

Test Dates

Start : September 17, 2006

End : September 17, 2006

**4.1 SUMMARY**

The requirements according to the technical regulations are:

MET

Underwriters Laboratories Inc.  
333 Pfingsten Road  
Northbrook, IL 60062 USA

Test Engineer:



Lou Madjarov (Ext 43957)  
EMC Sr. Project Engineer  
International EMC Services

Reviewed by:



Jack Steiner  
Section Manager  
International EMC Services

**APPENDIX A**

**PHOTOS**



Radiated Emissions  
Z-Axis

Not actual phone shown but representative of EUT test configuration.

Manufacturer will provide required photos separately.



Radiated Emissions  
Y-Axis



Radiated Emissions  
X-Axis

**APPENDIX B**

**TEST DATA**

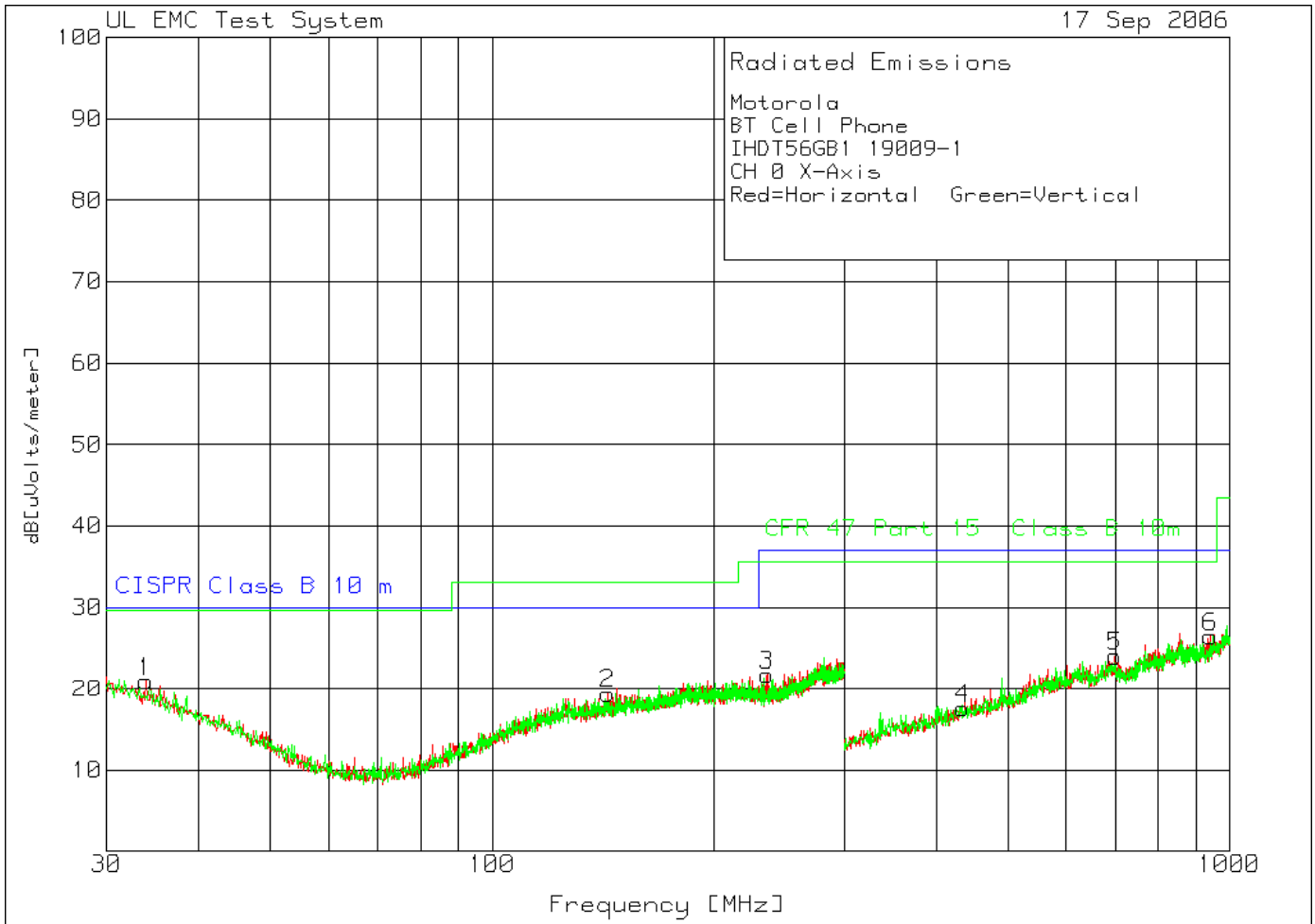
**EMISSIONS**

Radiated Electric Field Emissions

**UNDERWRITERS LABORATORIES INC.**  
**Radiated Emissions**

Date Tested:9-17-2006

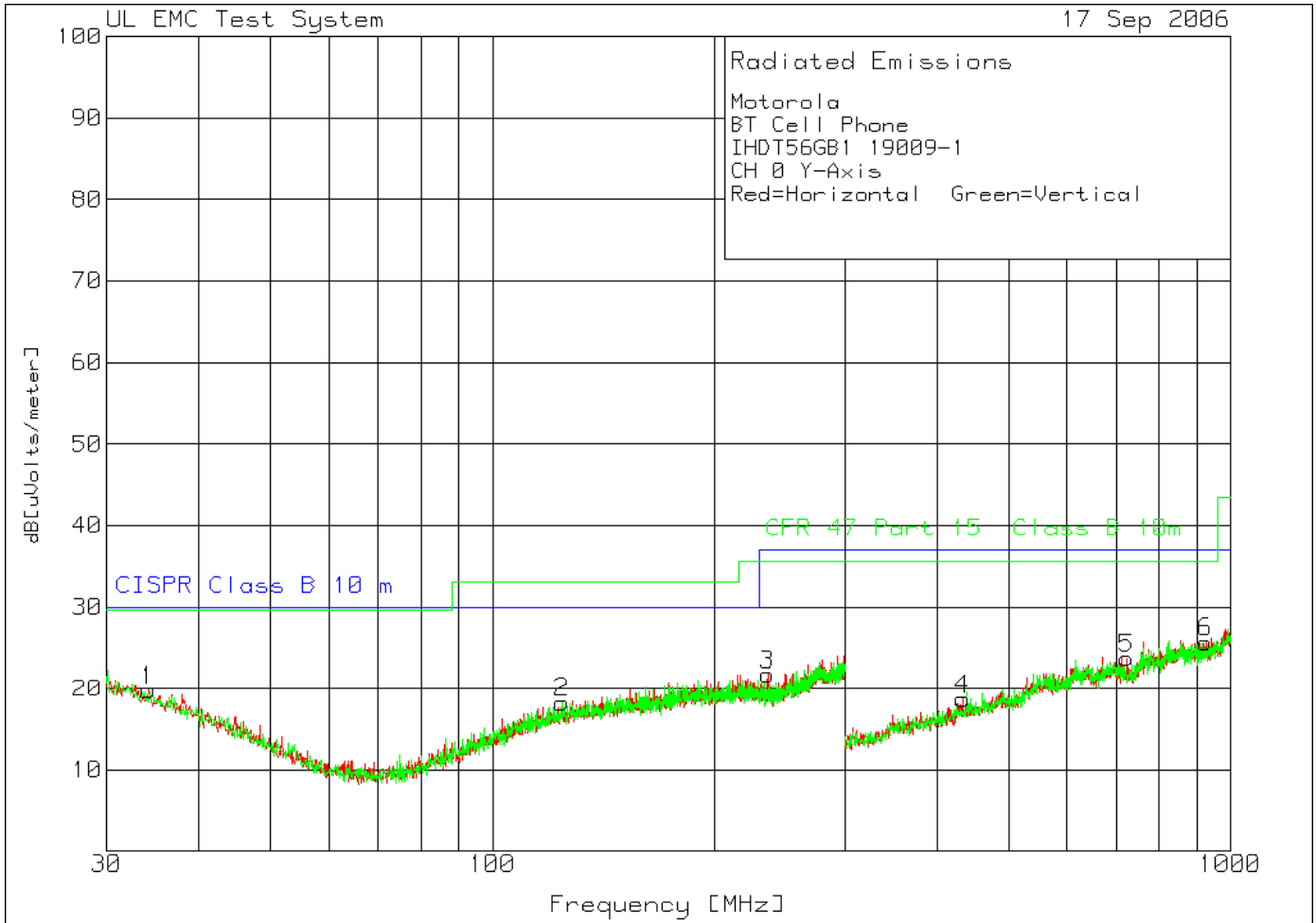
**Manufacturer** : Motorola Inc.  
**Equipment Under Test** : FCC ID - IHDT56GB1, 19009-1 Cell Phone  
**Requirement** : CFR 47 Part 15 Class B  
**Detection Mode** : Peak (pk)  
**Bandwidth** : 120 kHz  
**Measurement Distance** : 10 meter  
**Antenna Type** : 30 - 300 MHz, Biconical  
 300 - 1000 MHz, Log-Periodic



**UNDERWRITERS LABORATORIES INC.**  
**Radiated Emissions**

Date Tested: 9-17-2006

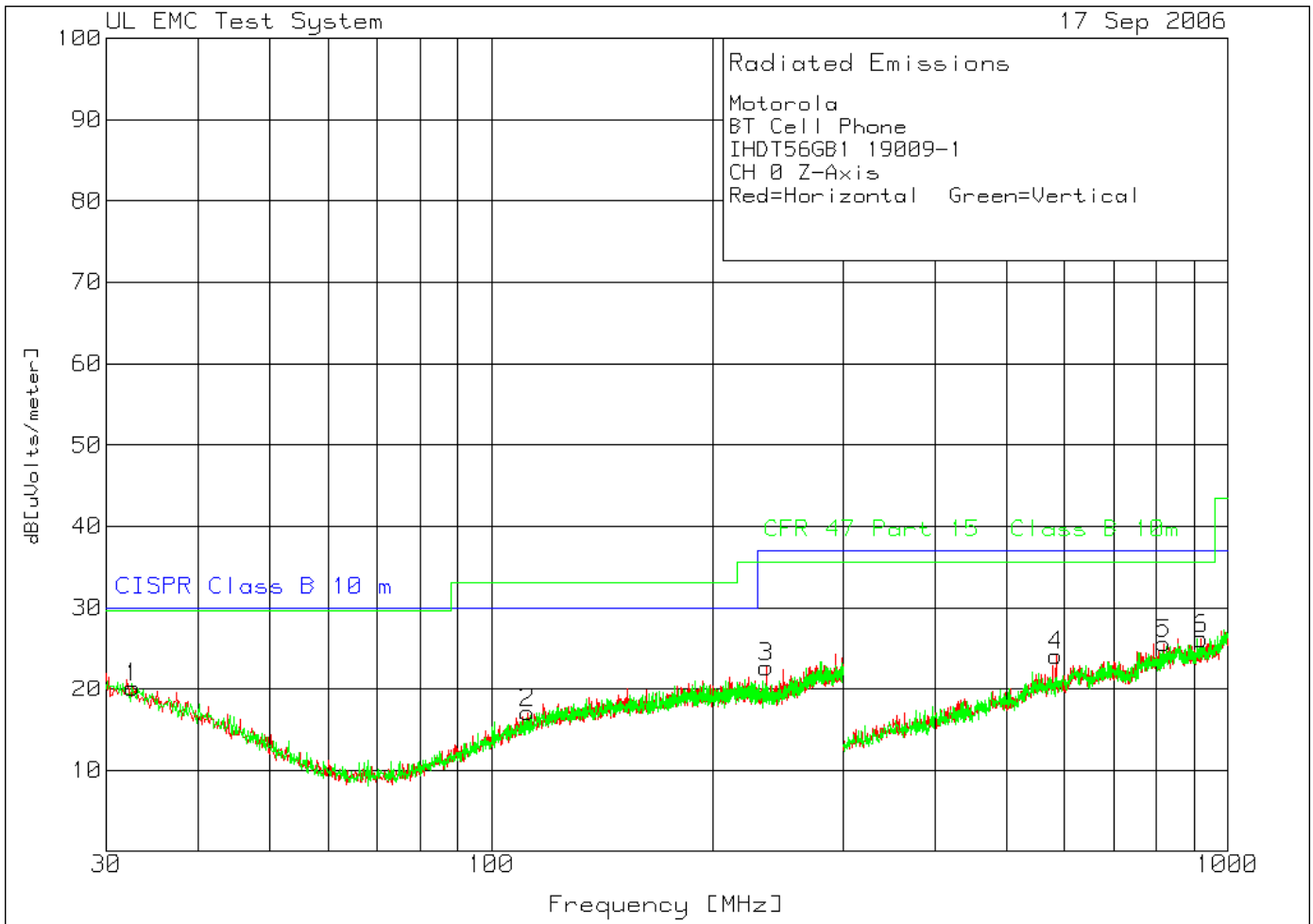
**Manufacturer** : Motorola Inc.  
**Equipment Under Test** : FCC ID - IHDT56GB1, 19009-1 Cell Phone  
**Requirement** : CFR 47 Part 15 Class B  
**Detection Mode** : Peak (pk)  
**Bandwidth** : 120 kHz  
**Measurement Distance** : 10 meter  
**Antenna Type** : 30 - 300 MHz, Biconical  
 300 - 1000 MHz, Log-Periodic



**UNDERWRITERS LABORATORIES INC.**  
**Radiated Emissions**

Date Tested: 9-17-2006

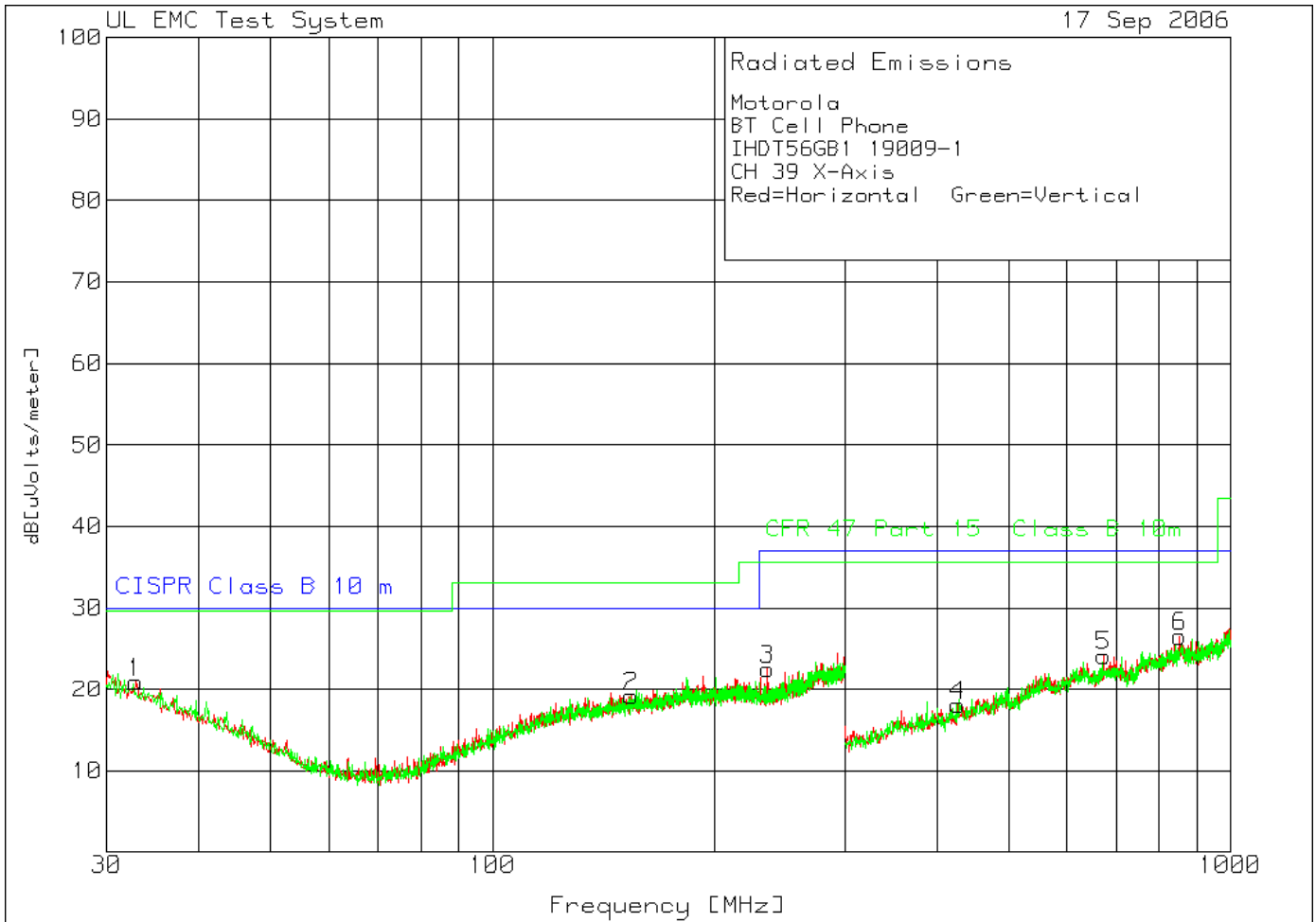
**Manufacturer** : Motorola Inc.  
**Equipment Under Test** : FCC ID - IHDT56GB1, 19009-1 Cell Phone  
**Requirement** : CFR 47 Part 15 Class B  
**Detection Mode** : Peak (pk)  
**Bandwidth** : 120 kHz  
**Measurement Distance** : 10 meter  
**Antenna Type** : 30 - 300 MHz, Biconical  
300 - 1000 MHz, Log-Periodic



**UNDERWRITERS LABORATORIES INC.**  
**Radiated Emissions**

Date Tested: 9-17-2006

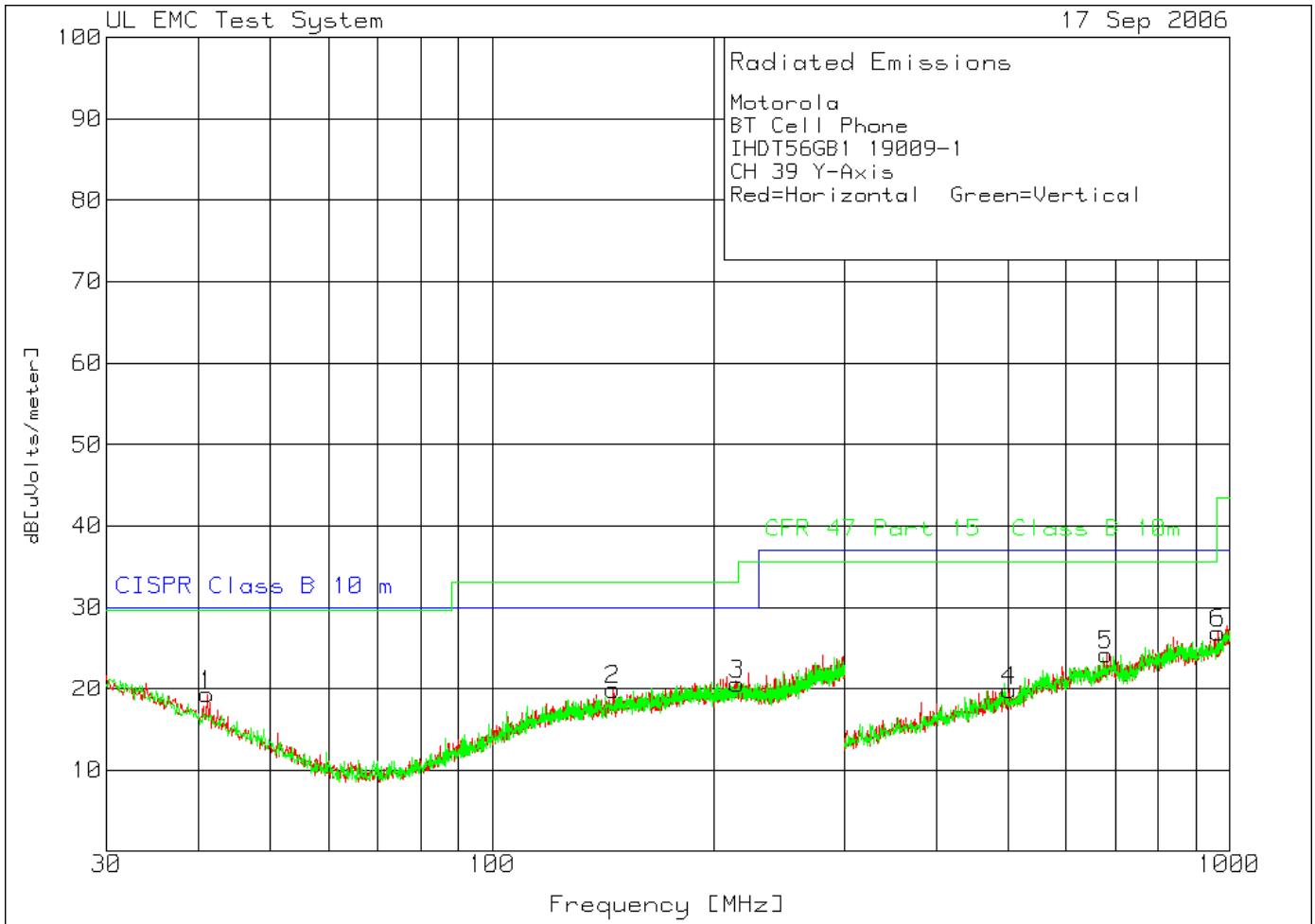
**Manufacturer** : Motorola Inc.  
**Equipment Under Test** : FCC ID - IHDT56GB1, 19009-1 Cell Phone  
**Requirement** : CFR 47 Part 15 Class B  
**Detection Mode** : Peak (pk)  
**Bandwidth** : 120 kHz  
**Measurement Distance** : 10 meter  
**Antenna Type** : 30 - 300 MHz, Biconical  
300 - 1000 MHz, Log-Periodic



**UNDERWRITERS LABORATORIES INC.**  
**Radiated Emissions**

Date Tested: 9-17-2006

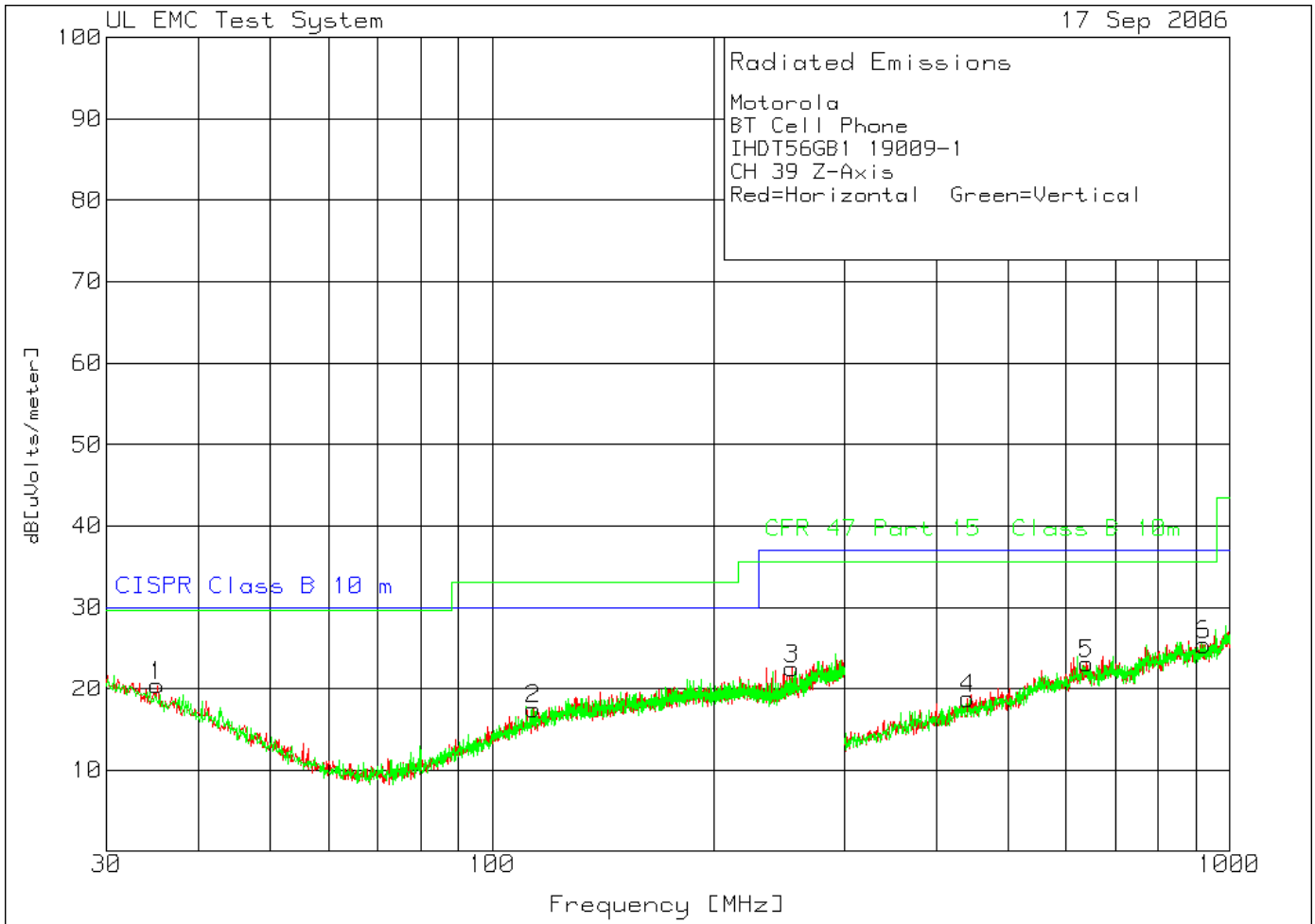
**Manufacturer** : Motorola Inc.  
**Equipment Under Test** : FCC ID - IHDT56GB1, 19009-1 Cell Phone  
**Requirement** : CFR 47 Part 15 Class B  
**Detection Mode** : Peak (pk)  
**Bandwidth** : 120 kHz  
**Measurement Distance** : 10 meter  
**Antenna Type** : 30 - 300 MHz, Biconical  
300 - 1000 MHz, Log-Periodic



**UNDERWRITERS LABORATORIES INC.**  
**Radiated Emissions**

Date Tested: 9-17-2006

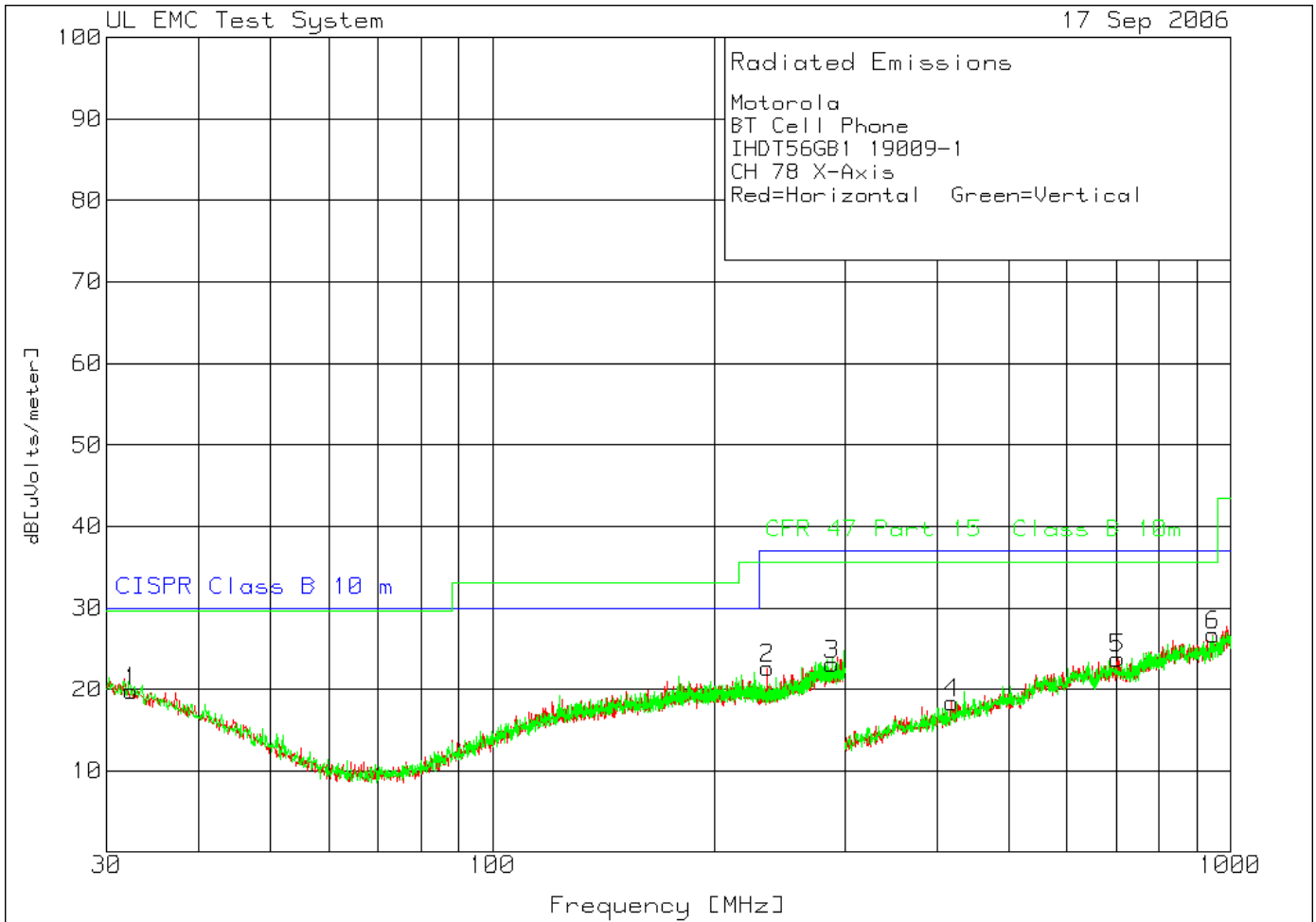
**Manufacturer** : Motorola Inc.  
**Equipment Under Test** : FCC ID - IHDT56GB1, 19009-1 Cell Phone  
**Requirement** : CFR 47 Part 15 Class B  
**Detection Mode** : Peak (pk)  
**Bandwidth** : 120 kHz  
**Measurement Distance** : 10 meter  
**Antenna Type** : 30 - 300 MHz, Biconical  
300 - 1000 MHz, Log-Periodic



**UNDERWRITERS LABORATORIES INC.**  
**Radiated Emissions**

Date Tested: 9-17-2006

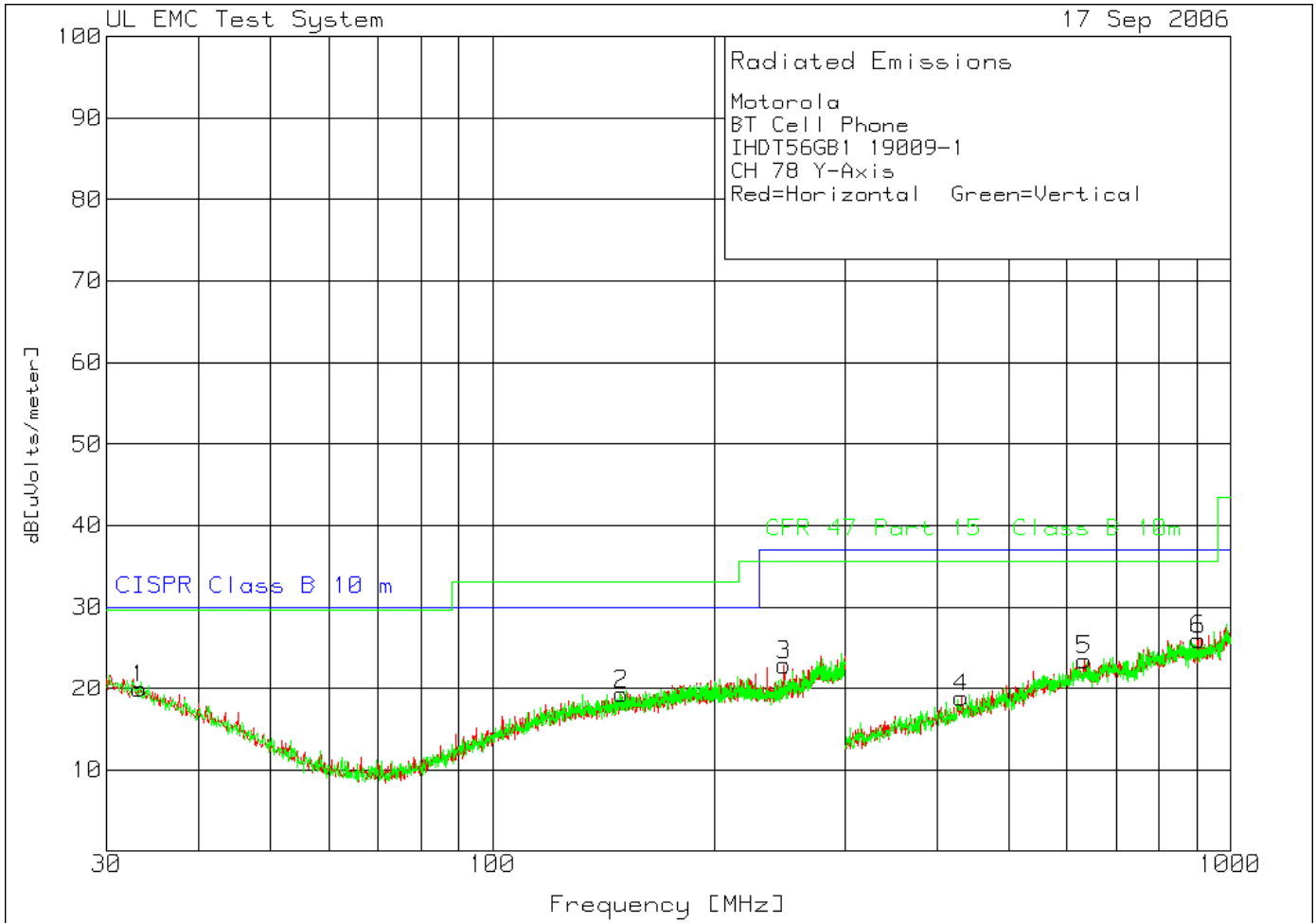
**Manufacturer** : Motorola Inc.  
**Equipment Under Test** : FCC ID - IHDT56GB1, 19009-1 Cell Phone  
**Requirement** : CFR 47 Part 15 Class B  
**Detection Mode** : Peak (pk)  
**Bandwidth** : 120 kHz  
**Measurement Distance** : 10 meter  
**Antenna Type** : 30 - 300 MHz, Biconical  
300 - 1000 MHz, Log-Periodic



**UNDERWRITERS LABORATORIES INC.**  
**Radiated Emissions**

Date Tested: 9-17-2006

**Manufacturer** : Motorola Inc.  
**Equipment Under Test** : FCC ID - IHDT56GB1, 19009-1 Cell Phone  
**Requirement** : CFR 47 Part 15 Class B  
**Detection Mode** : Peak (pk)  
**Bandwidth** : 120 kHz  
**Measurement Distance** : 10 meter  
**Antenna Type** : 30 - 300 MHz, Biconical  
 300 - 1000 MHz, Log-Periodic

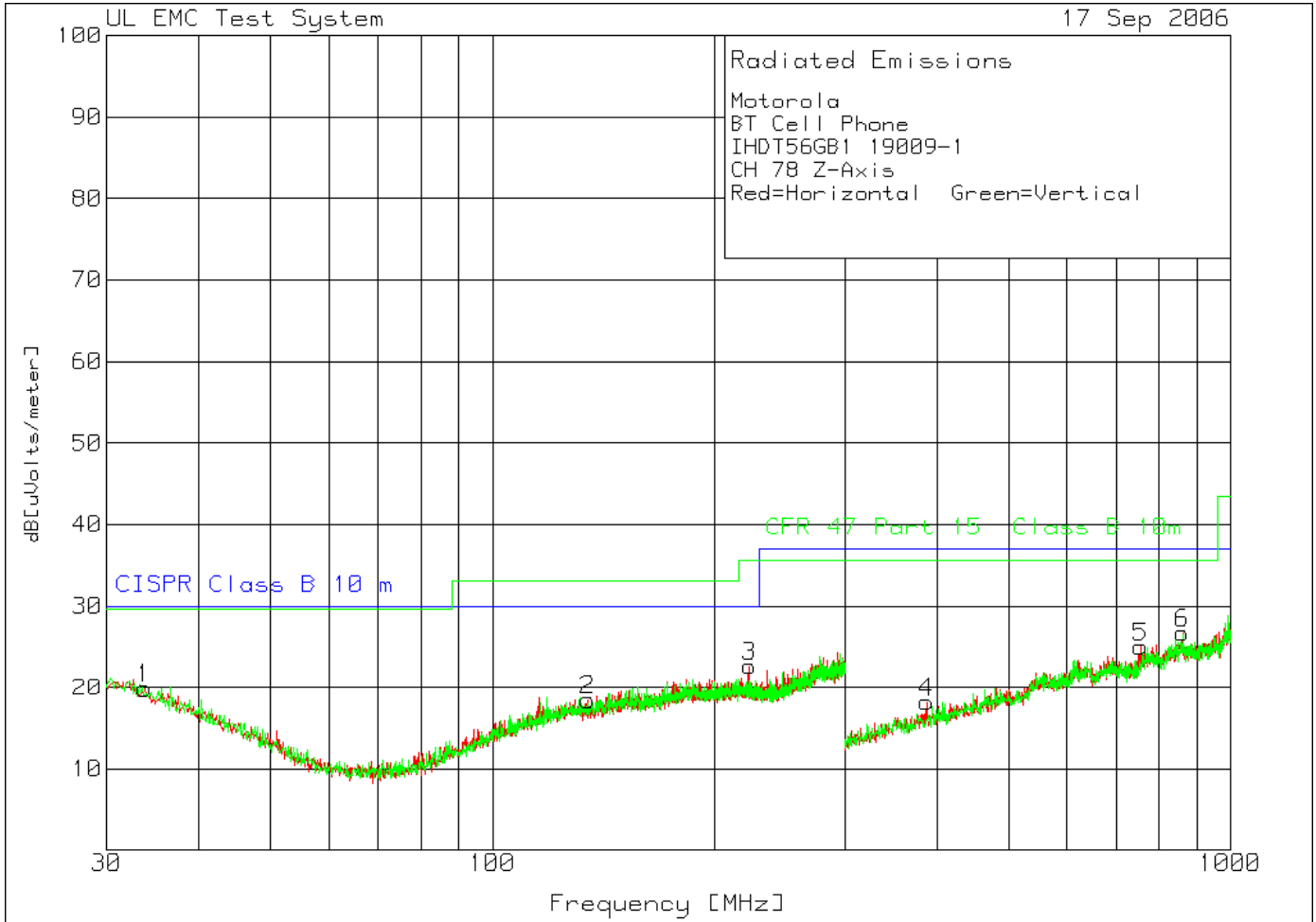


**UNDERWRITERS LABORATORIES INC.**

### Radiated Emissions

Date Tested: 9-17-2006

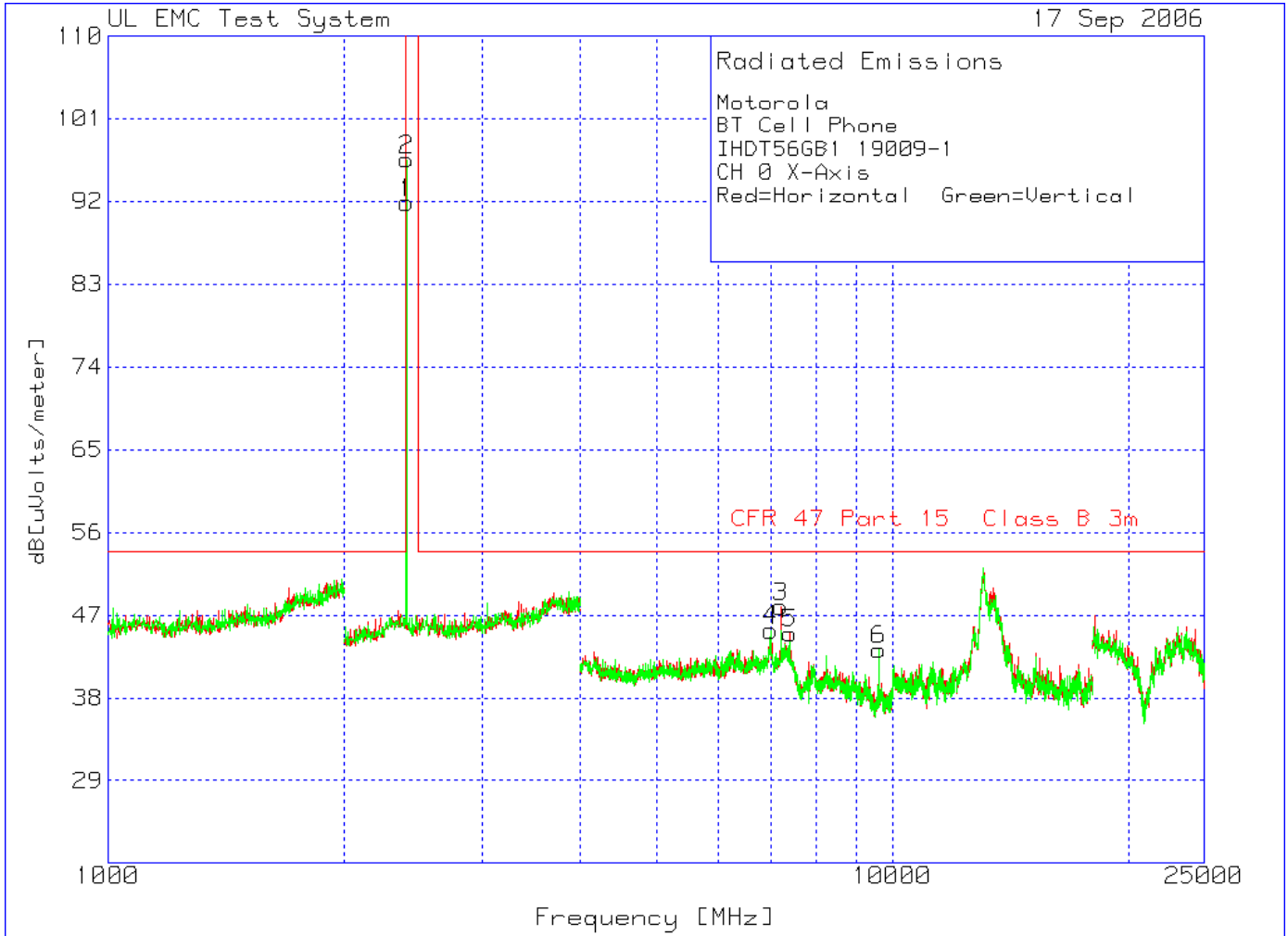
**Manufacturer** : Motorola Inc.  
**Equipment Under Test** : FCC ID - IHDT56GB1, 19009-1 Cell Phone  
**Requirement** : CFR 47 Part 15 Class B  
**Detection Mode** : Peak (pk)  
**Bandwidth** : 120 kHz  
**Measurement Distance** : 10 meter  
**Antenna Type** : 30 - 300 MHz, Biconical  
300 - 1000 MHz, Log-Periodic



**UNDERWRITERS LABORATORIES INC.**  
**Radiated Emissions**

Date Tested: 9-17-2006

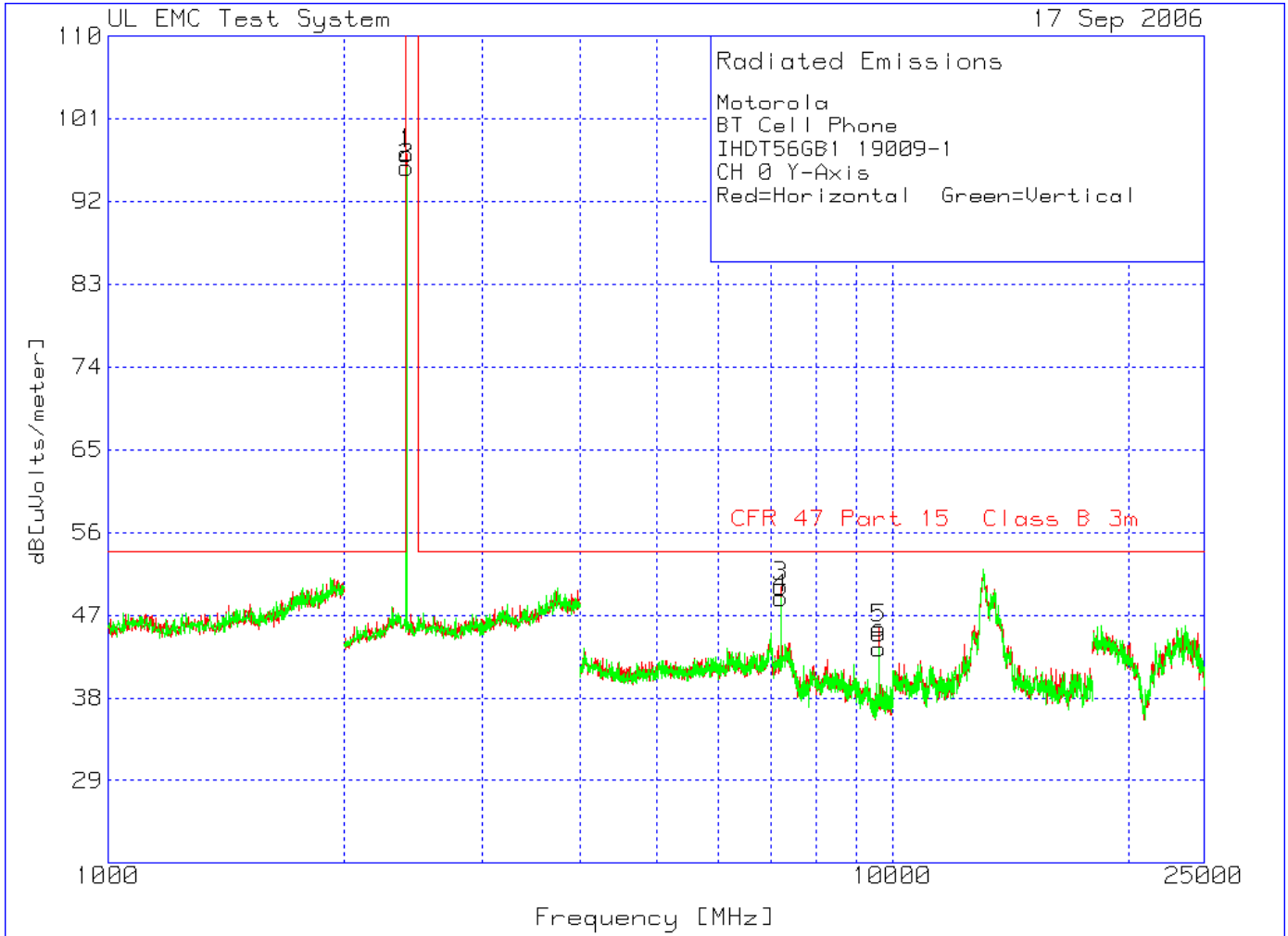
**Manufacturer** : Motorola Inc.  
**Equipment Under Test** : FCC ID - IHDT56GB1, 19009-1 Cell Phone  
**Requirement** : CFR 47 Part 15 Class B  
**Detection Mode** : Peak (pk)  
**Bandwidth** : 1 MHz  
**Measurement Distance** : 3 meter  
**Antenna Type** : 1-25GHz Horn



**UNDERWRITERS LABORATORIES INC.**  
**Radiated Emissions**

Date Tested: 9-17-2006

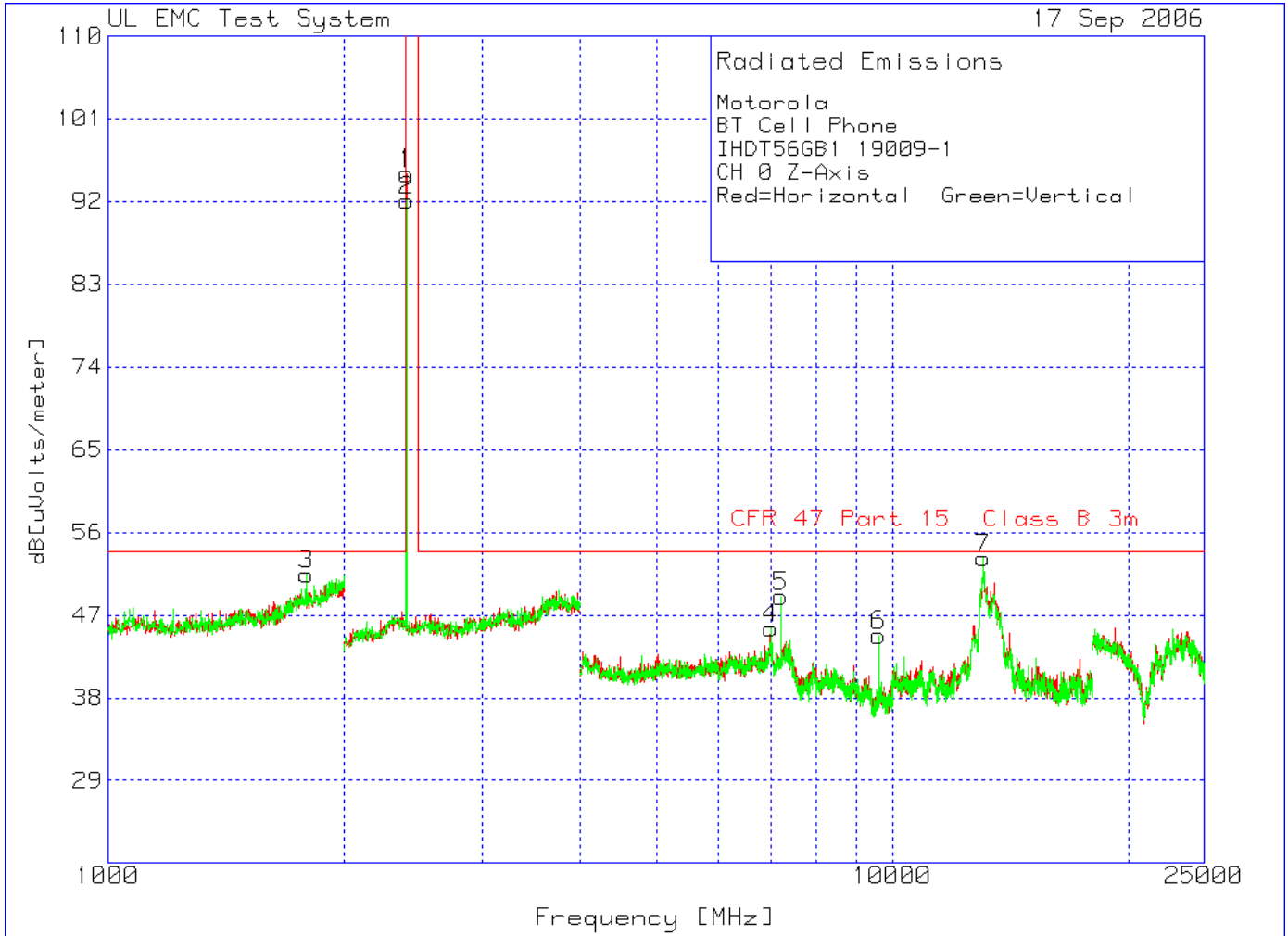
**Manufacturer** : Motorola Inc.  
**Equipment Under Test** : FCC ID - IHDT56GB1, 19009-1 Cell Phone  
**Requirement** : CFR 47 Part 15 Class B  
**Detection Mode** : Peak (pk)  
**Bandwidth** : 1 MHz  
**Measurement Distance** : 3 meter  
**Antenna Type** : 1-25GHz Horn Antenna Array



**UNDERWRITERS LABORATORIES INC.**  
**Radiated Emissions**

Date Tested: 9-17-2006

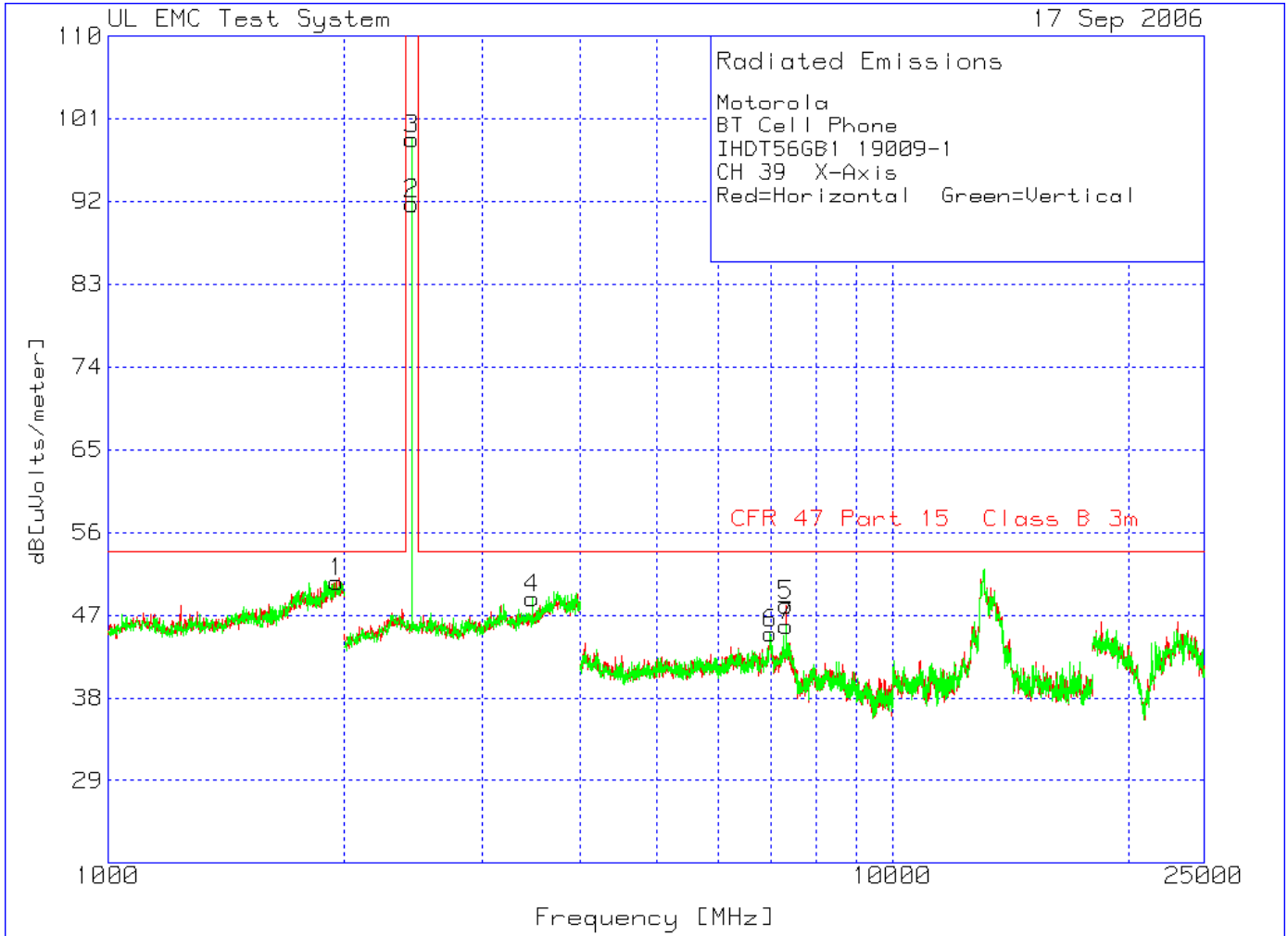
**Manufacturer** : Motorola Inc.  
**Equipment Under Test** : FCC ID - IHDT56GB1, 19009-1 Cell Phone  
**Requirement** : CFR 47 Part 15 Class B  
**Detection Mode** : Peak (pk)  
**Bandwidth** : 1 MHz  
**Measurement Distance** : 3 meter  
**Antenna Type** : 1-25GHz Horn Antenna Array



**UNDERWRITERS LABORATORIES INC.**  
**Radiated Emissions**

Date Tested: 9-17-2006

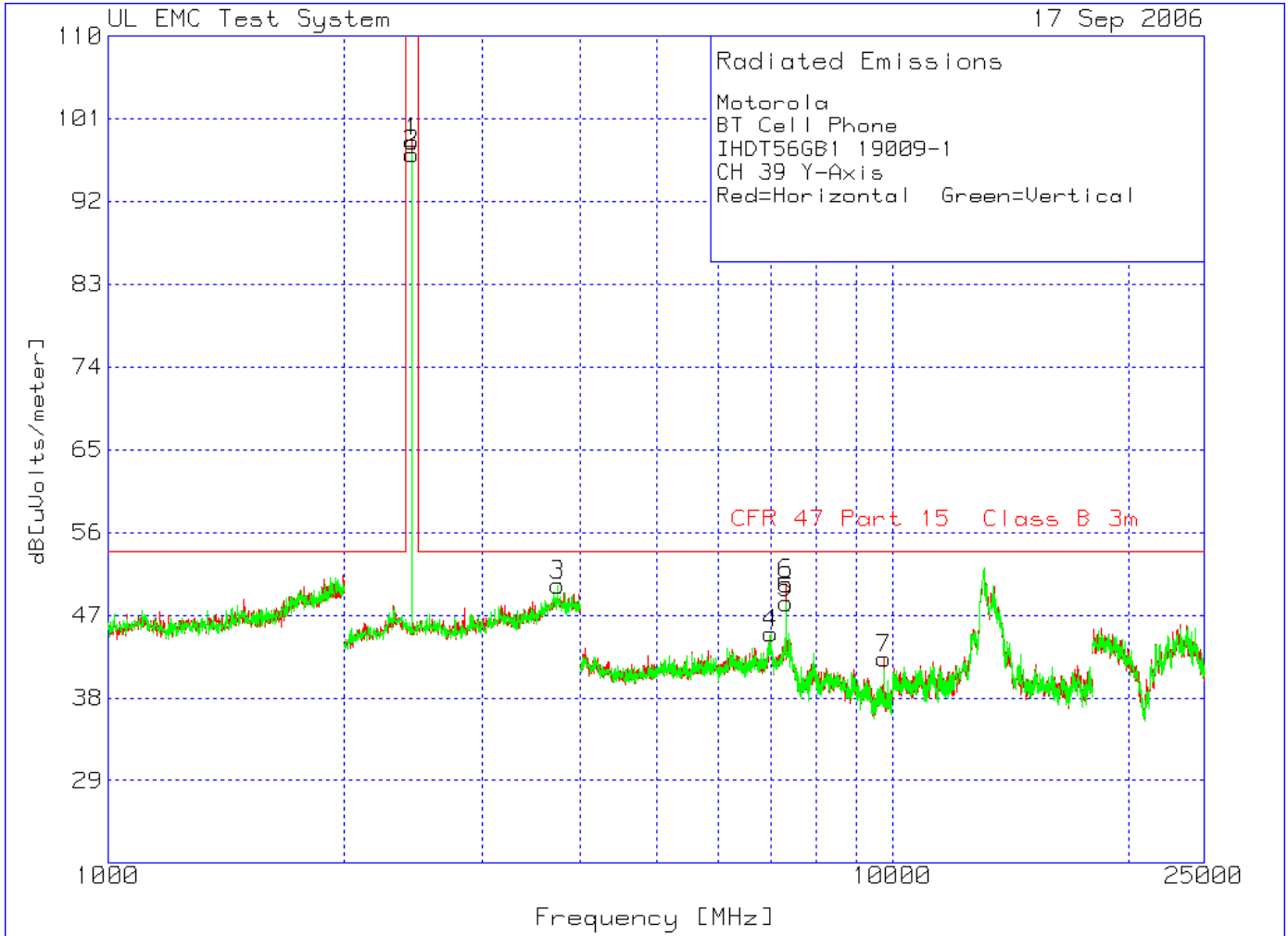
**Manufacturer** : Motorola Inc.  
**Equipment Under Test** : FCC ID - IHDT56GB1, 19009-1 Cell Phone  
**Requirement** : CFR 47 Part 15 Class B  
**Detection Mode** : Peak (pk)  
**Bandwidth** : 1 MHz  
**Measurement Distance** : 3 meter  
**Antenna Type** : 1-25GHz Horn Antenna Array



**UNDERWRITERS LABORATORIES INC.**  
**Radiated Emissions**

Date Tested: 9-17-2006

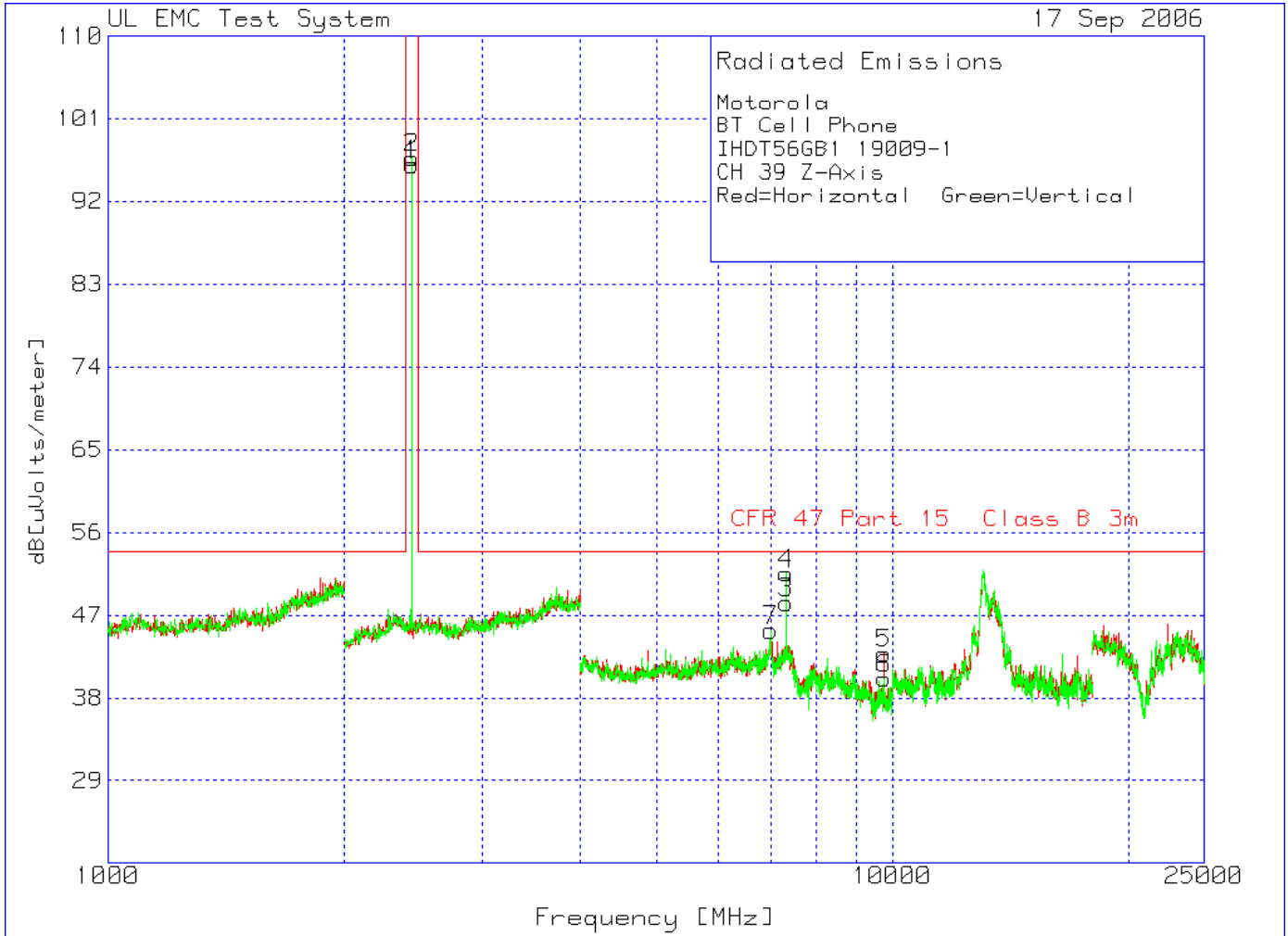
**Manufacturer** : Motorola Inc.  
**Equipment Under Test** : FCC ID - IHDT56GB1, 19009-1 Cell Phone  
**Requirement** : CFR 47 Part 15 Class B  
**Detection Mode** : Peak (pk)  
**Bandwidth** : 1 MHz  
**Measurement Distance** : 3 meter  
**Antenna Type** : 1-25GHz Horn Antenna Array



**UNDERWRITERS LABORATORIES INC.**  
**Radiated Emissions**

Date Tested: 9-17-2006

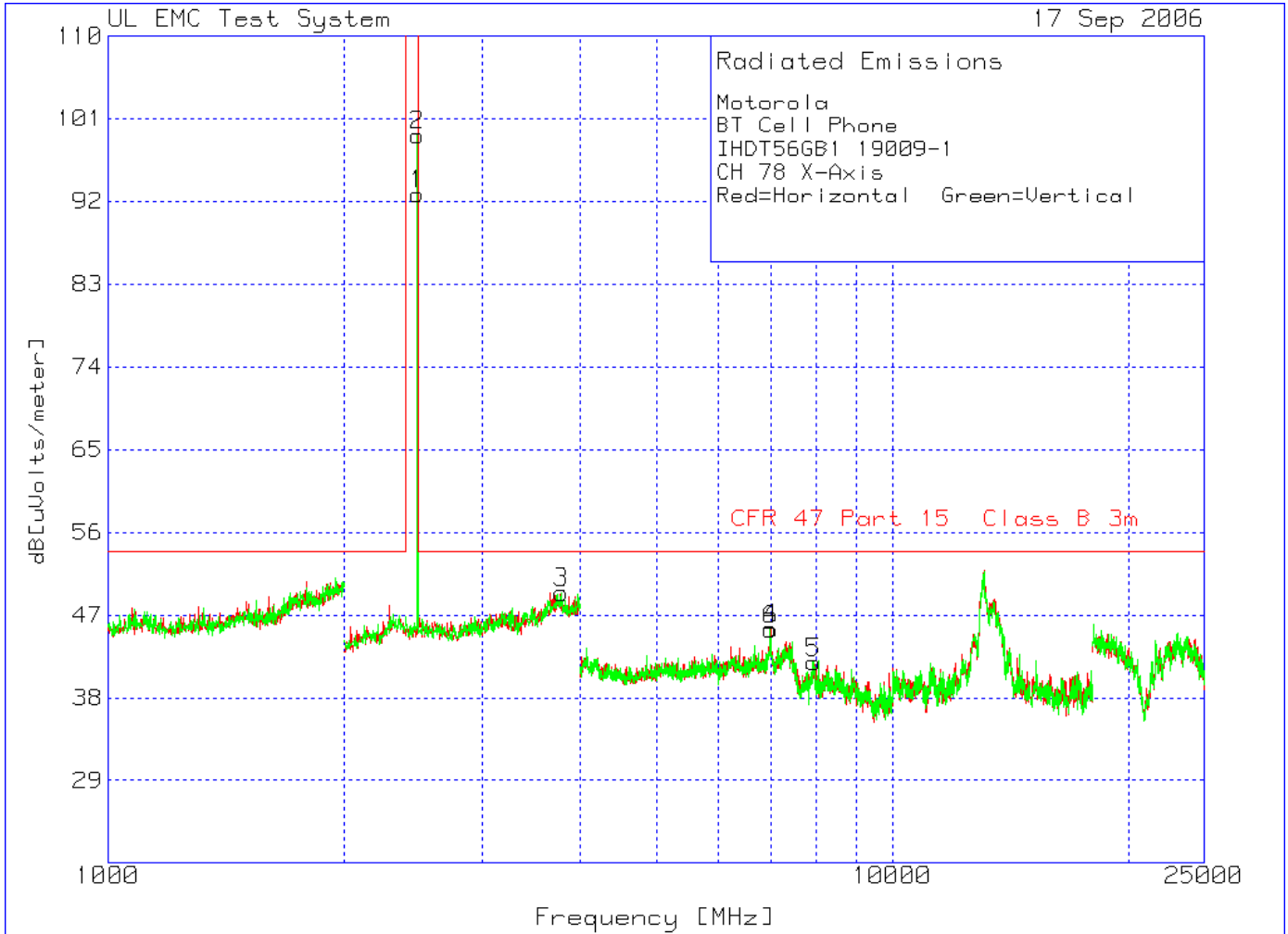
**Manufacturer** : Motorola Inc.  
**Equipment Under Test** : FCC ID - IHDT56GB1 , 19009-1 Cell Phone  
**Requirement** : CFR 47 Part 15 Class B  
**Detection Mode** : Peak (pk)  
**Bandwidth** : 1 MHz  
**Measurement Distance** : 3 meter  
**Antenna Type** : 1-25GHz Horn Antenna Array



**UNDERWRITERS LABORATORIES INC.**  
**Radiated Emissions**

Date Tested: 9-17-2006

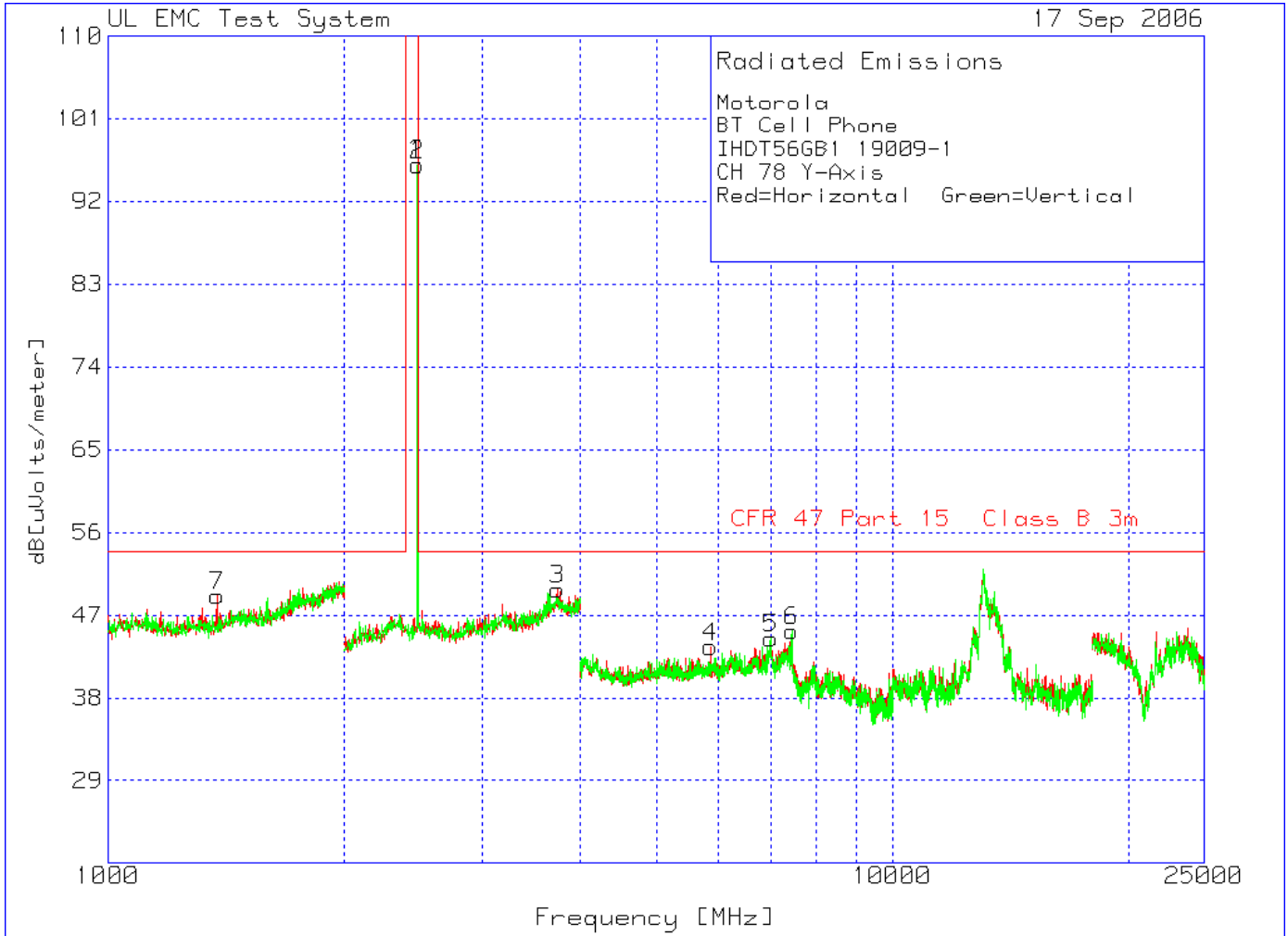
**Manufacturer** : Motorola Inc.  
**Equipment Under Test** : FCC ID - IHDT56GB1, 19009-1 Cell Phone  
**Requirement** : CFR 47 Part 15 Class B  
**Detection Mode** : Peak (pk)  
**Bandwidth** : 1 MHz  
**Measurement Distance** : 3 meter  
**Antenna Type** : 1-25GHz Horn Antenna Array



**UNDERWRITERS LABORATORIES INC.**  
**Radiated Emissions**

Date Tested: 9-17-2006

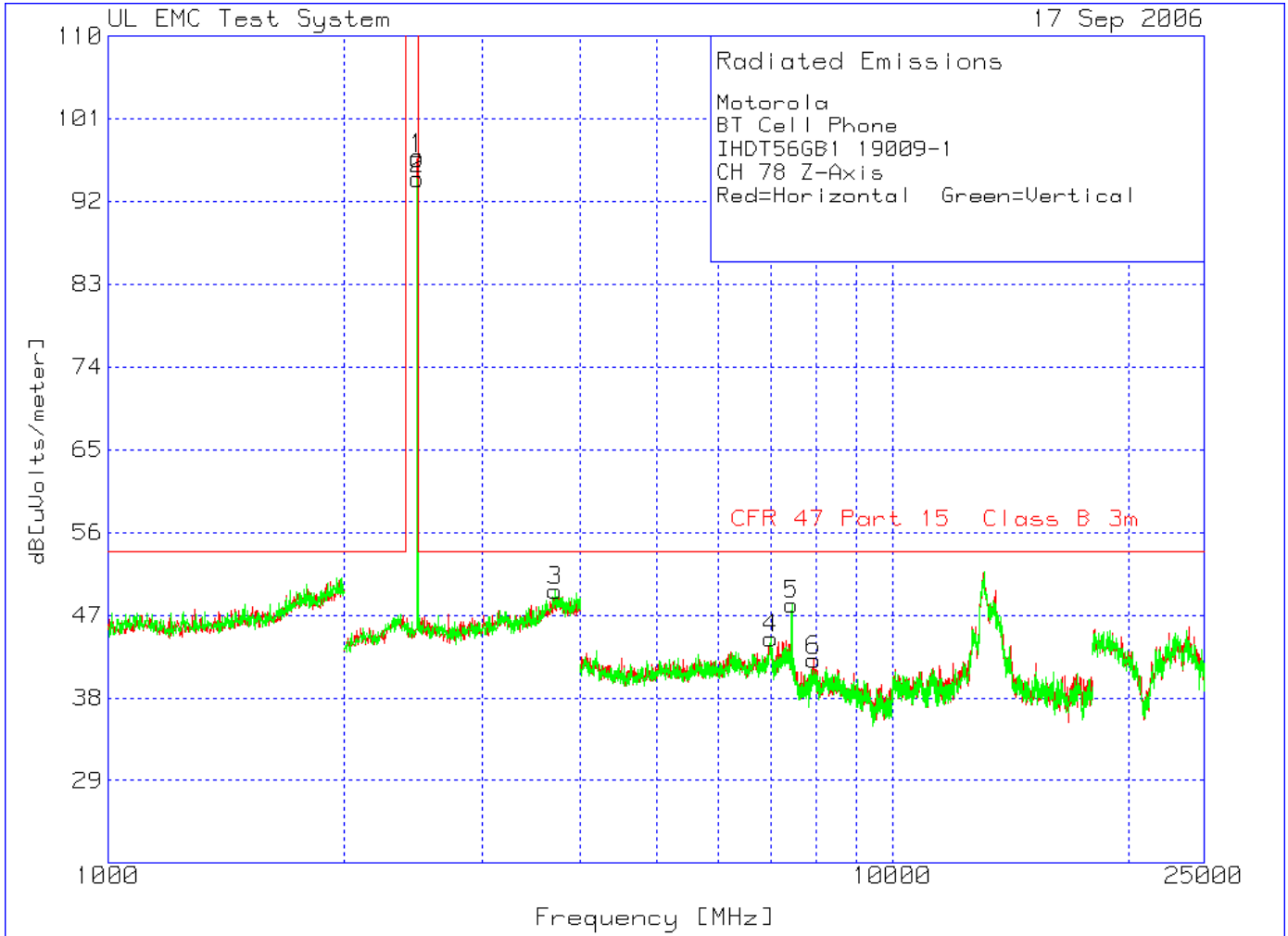
**Manufacturer** : Motorola Inc.  
**Equipment Under Test** : FCC ID - IHDT56GB1, 19009-1 Cell Phone  
**Requirement** : CFR 47 Part 15 Class B  
**Detection Mode** : Peak (pk)  
**Bandwidth** : 1 MHz  
**Measurement Distance** : 3 meter  
**Antenna Type** : 1-25GHz Horn Antenna Array



**UNDERWRITERS LABORATORIES INC.**  
**Radiated Emissions**

Date Tested: 9-17-2006

**Manufacturer** : Motorola Inc.  
**Equipment Under Test** : FCC ID - IHDT56GB1, 19009-1 Cell Phone  
**Requirement** : CFR 47 Part 15 Class B  
**Detection Mode** : Peak (pk)  
**Bandwidth** : 1 MHz  
**Measurement Distance** : 3 meter  
**Antenna Type** : 1-25GHz Horn Antenna Array



**UNDERWRITERS LABORATORIES INC.  
Radiated Emissions**

Date Tested: 9-17-2006

**Manufacturer** : Motorola Inc.  
**Equipment Under Test** : FCC ID - IHDT56GB1, 19009-1 Cell Phone  
**Requirement** : CFR 47 Part 15 Class B  
**Detection Mode** : Average (VBW=10Hz)  
**Bandwidth** : 1 MHz  
**Measurement Distance** : 3 meter  
**Antenna Type** : 1-25GHz Horn

**FINAL AVERAGE DATA**

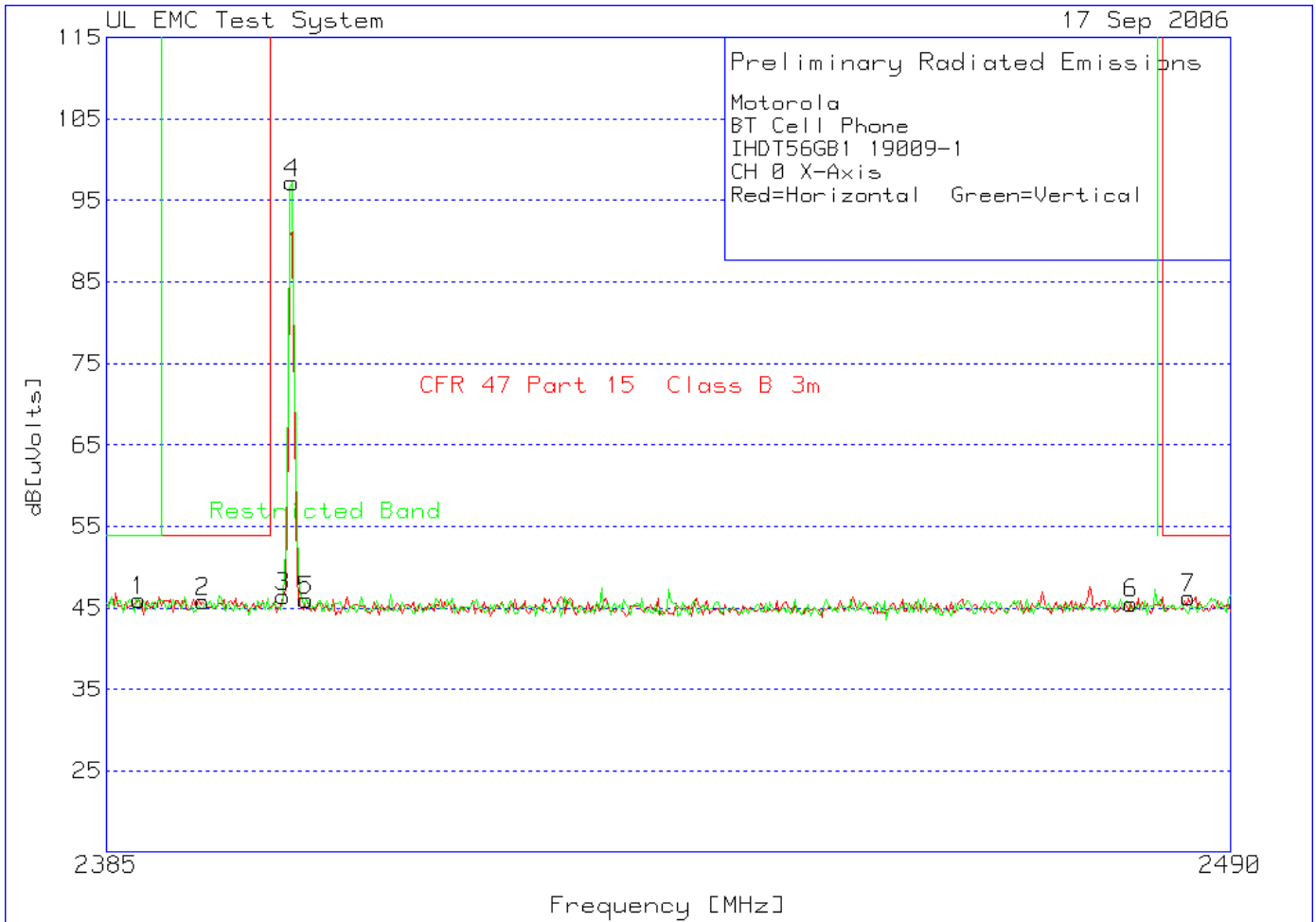
Channel	Axis	Test Frequency [MHz]	Meter Reading [dB(uV)]	Detector Type	Gain/Loss Factor [dB]	Transducer Factor [dB]	Level dB[uV]	Limit	Margin 1[dB]	Azimuth [degs]	Height [cm]	Polarity
0	Y	7206.0547	67.23	av	-46.9	29.7	50.03	54	-3.97	117	100	Horz
0	Z	7206.0547	66.23	av	-46.9	29.7	49.03	54	-4.97	68	101	Vert
0	Z	1791.5785	13.67	av	3.5	26.5	43.67	54	-10.33	91	110	Vert
0	Z	13059.002	47.91	av	-34.2	39.8	53.51	54	-.49	22	101	Vert
39	X	1957.9137	13.99	av	3.6	27.2	44.79	54	-9.21	27	115	Horz
39	X	3474.9962	13.09	av	4.7	23.5	41.29	54	-12.71	105	107	Vert
39	X	7322.9683	60.71	av	-46.3	30.6	45.01	54	-8.99	180	101	Horz
39	Y	3743.4879	13.63	av	5.8	23.8	43.23	54	-10.77	358	107	Vert
39	Z	7322.9683	65.73	av	-46.3	30.6	50.03	54	-3.97	69	100	Vert
78	Z	7440.1189	61.4	av	-46.9	30.6	45.1	54	-8.9	67	101	Vert

Preliminary peak scans were performed in low, mid and high channels as well as with EUT configured along X, Y and Z orthogonal axis. Final maximized (azimuth and height) measurements were then performed under worst-case configuration as determined during preliminary measurement.

**UNDERWRITERS LABORATORIES INC.**  
**Radiated Emissions**

Date Tested: 9-17-2006

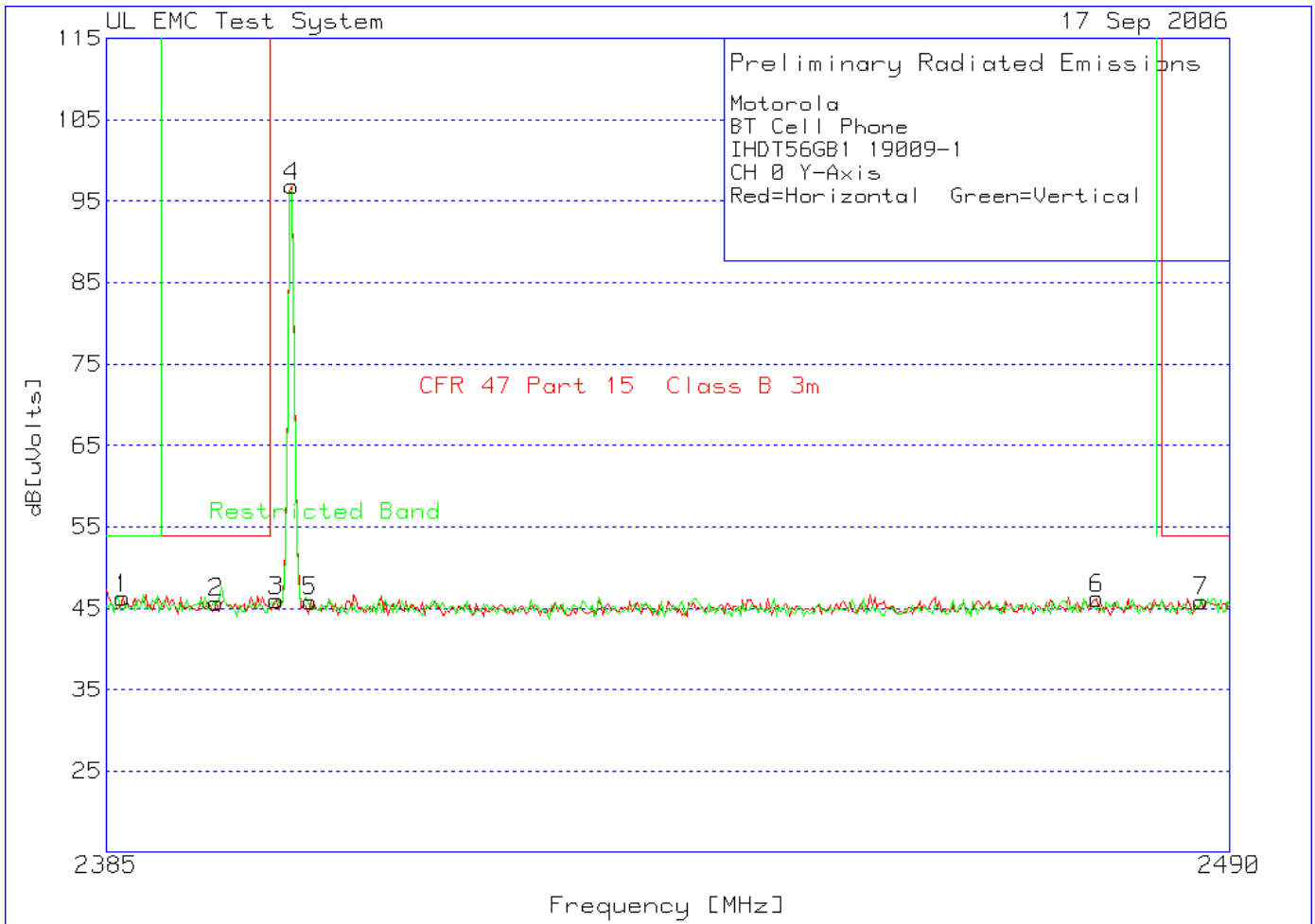
**Manufacturer** : Motorola Inc.  
**Equipment Under Test** : FCC ID - IHDT56GB1, 19009-1 Cell Phone (Inband)  
**Requirement** : CFR 47 Part 15 Class B  
**Detection Mode** : Peak (pk)  
**Bandwidth** : 1 MHz  
**Measurement Distance** : 3 meter  
**Antenna Type** : 2-4GHz Horn



**UNDERWRITERS LABORATORIES INC.**  
**Radiated Emissions**

Date Tested: 9-17-2006

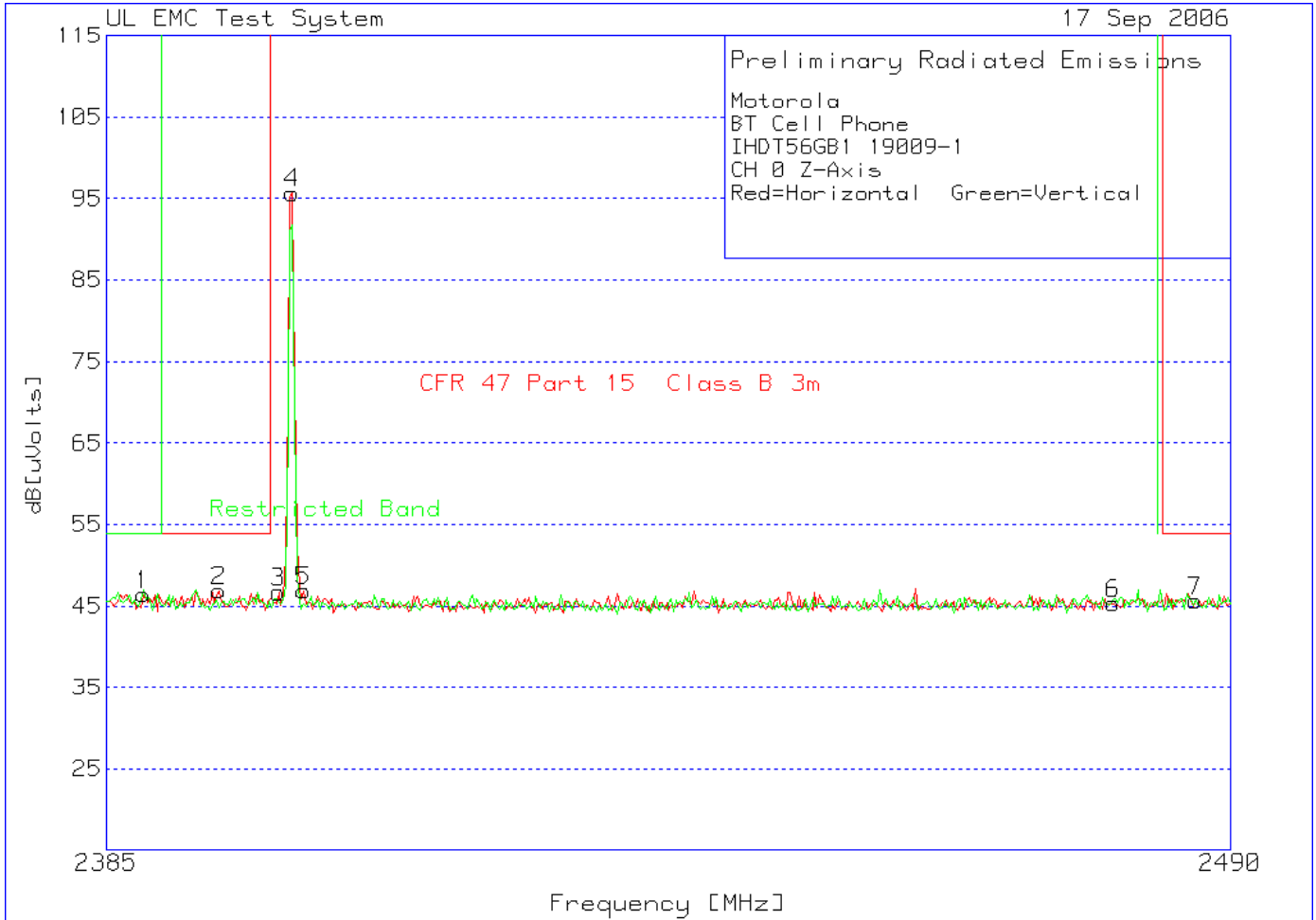
**Manufacturer** : Motorola Inc.  
**Equipment Under Test** : FCC ID - IHDT56GB1, 19009-1 Cell Phone (Inband)  
**Requirement** : CFR 47 Part 15 Class B  
**Detection Mode** : Peak (pk)  
**Bandwidth** : 1 MHz  
**Measurement Distance** : 3 meter  
**Antenna Type** : 2-4GHz Horn



**UNDERWRITERS LABORATORIES INC.**  
**Radiated Emissions**

Date Tested: 9-17-2006

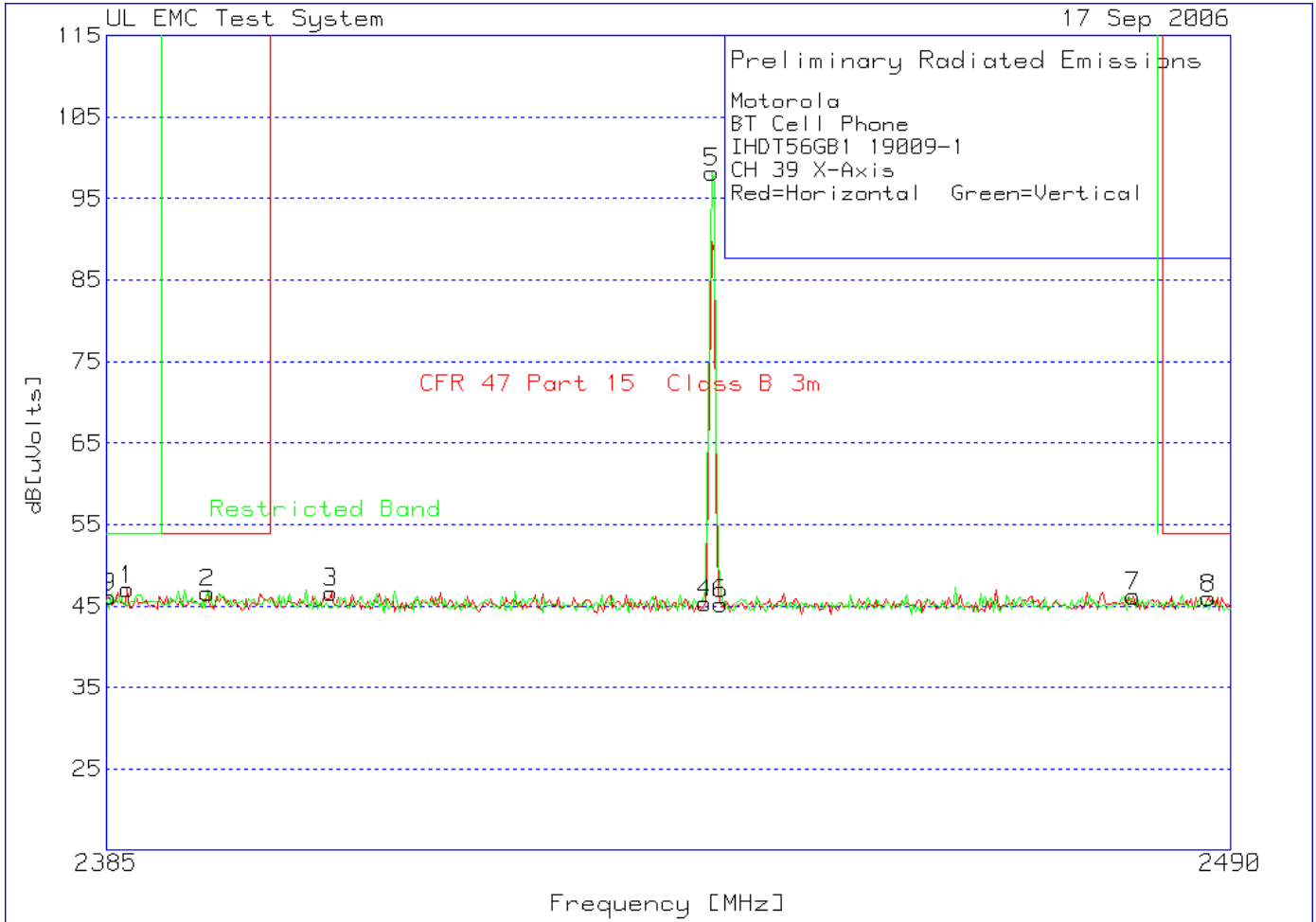
**Manufacturer** : Motorola Inc.  
**Equipment Under Test** : FCC ID - IHDT56GB1, 19009-1 Cell Phone (Inband)  
**Requirement** : CFR 47 Part 15 Class B  
**Detection Mode** : Peak (pk)  
**Bandwidth** : 1 MHz  
**Measurement Distance** : 3 meter  
**Antenna Type** : 2-4GHz Horn



**UNDERWRITERS LABORATORIES INC.**  
**Radiated Emissions**

Date Tested: 9-17-2006

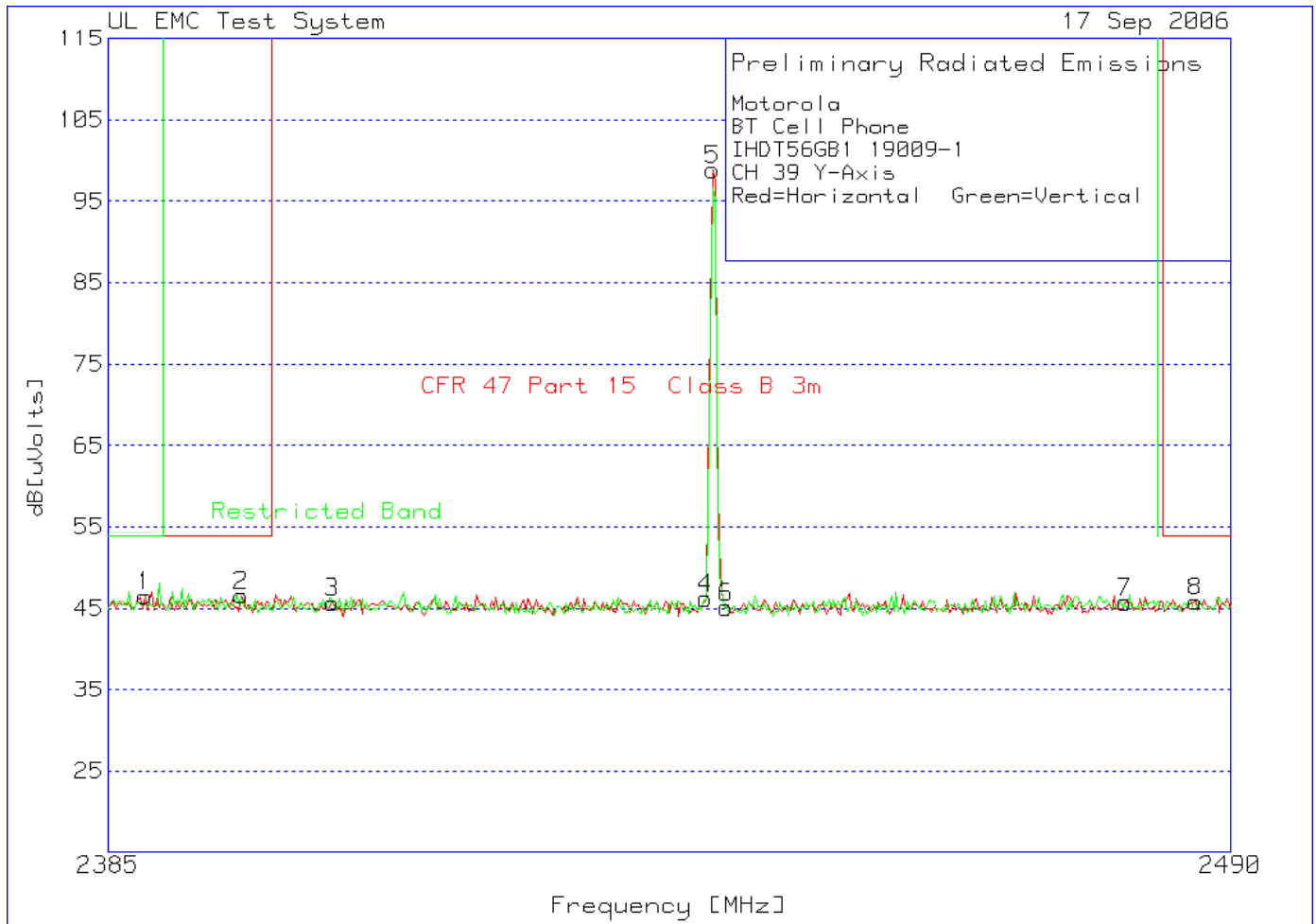
**Manufacturer** : Motorola Inc.  
**Equipment Under Test** : FCC ID - IHDT56GB1, 19009-1 Cell Phone (Inband)  
**Requirement** : CFR 47 Part 15 Class B  
**Detection Mode** : Peak (pk)  
**Bandwidth** : 1 MHz  
**Measurement Distance** : 3 meter  
**Antenna Type** : 2-4GHz Horn



**UNDERWRITERS LABORATORIES INC.**  
**Radiated Emissions**

Date Tested: 9-17-2006

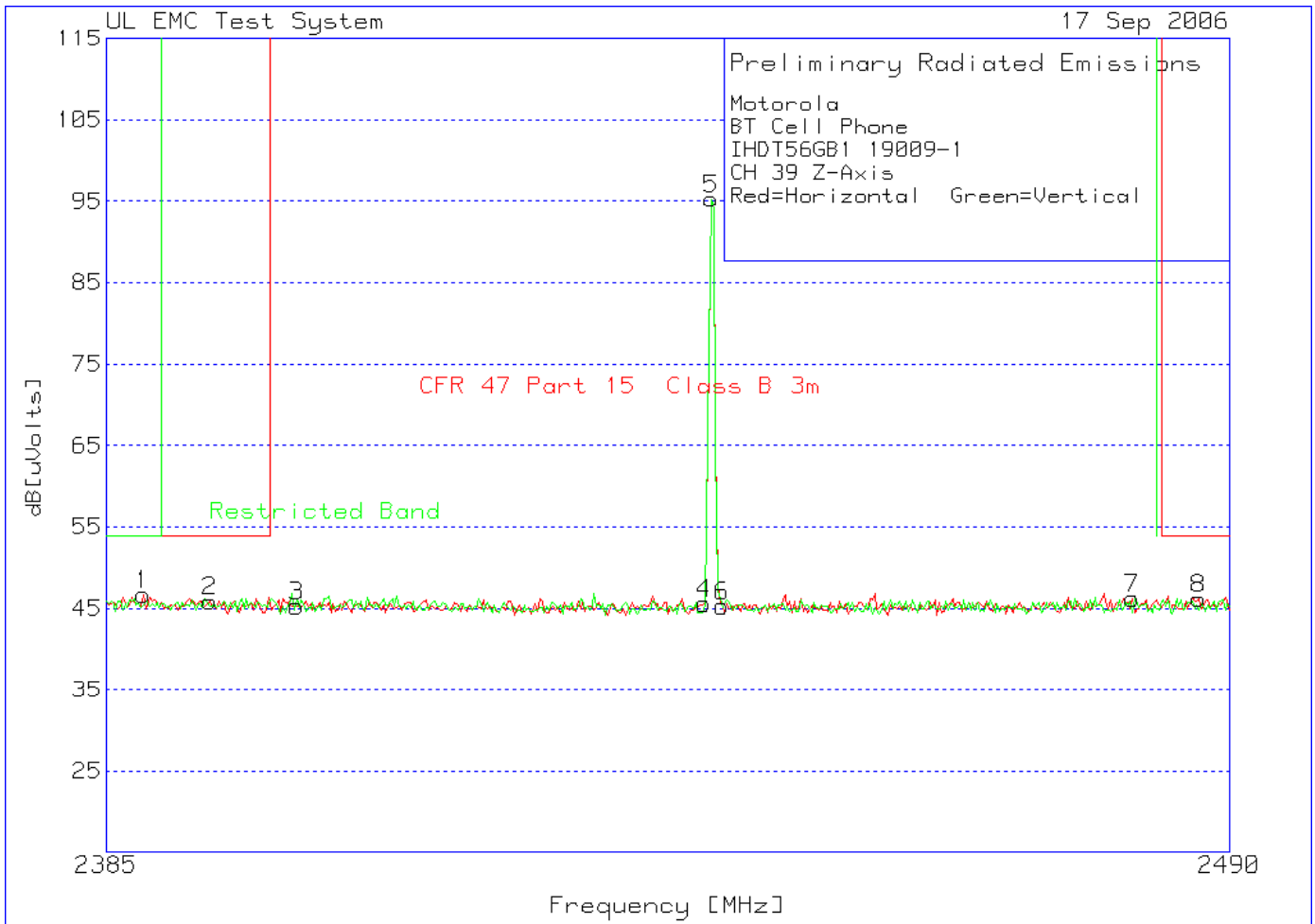
**Manufacturer** : Motorola Inc.  
**Equipment Under Test** : FCC ID - IHDT56GB1, 19009-1 Cell Phone (Inband)  
**Requirement** : CFR 47 Part 15 Class B  
**Detection Mode** : Peak (pk)  
**Bandwidth** : 1 MHz  
**Measurement Distance** : 3 meter  
**Antenna Type** : 2-4GHz Horn



**UNDERWRITERS LABORATORIES INC.**  
**Radiated Emissions**

Date Tested: 9-17-2006

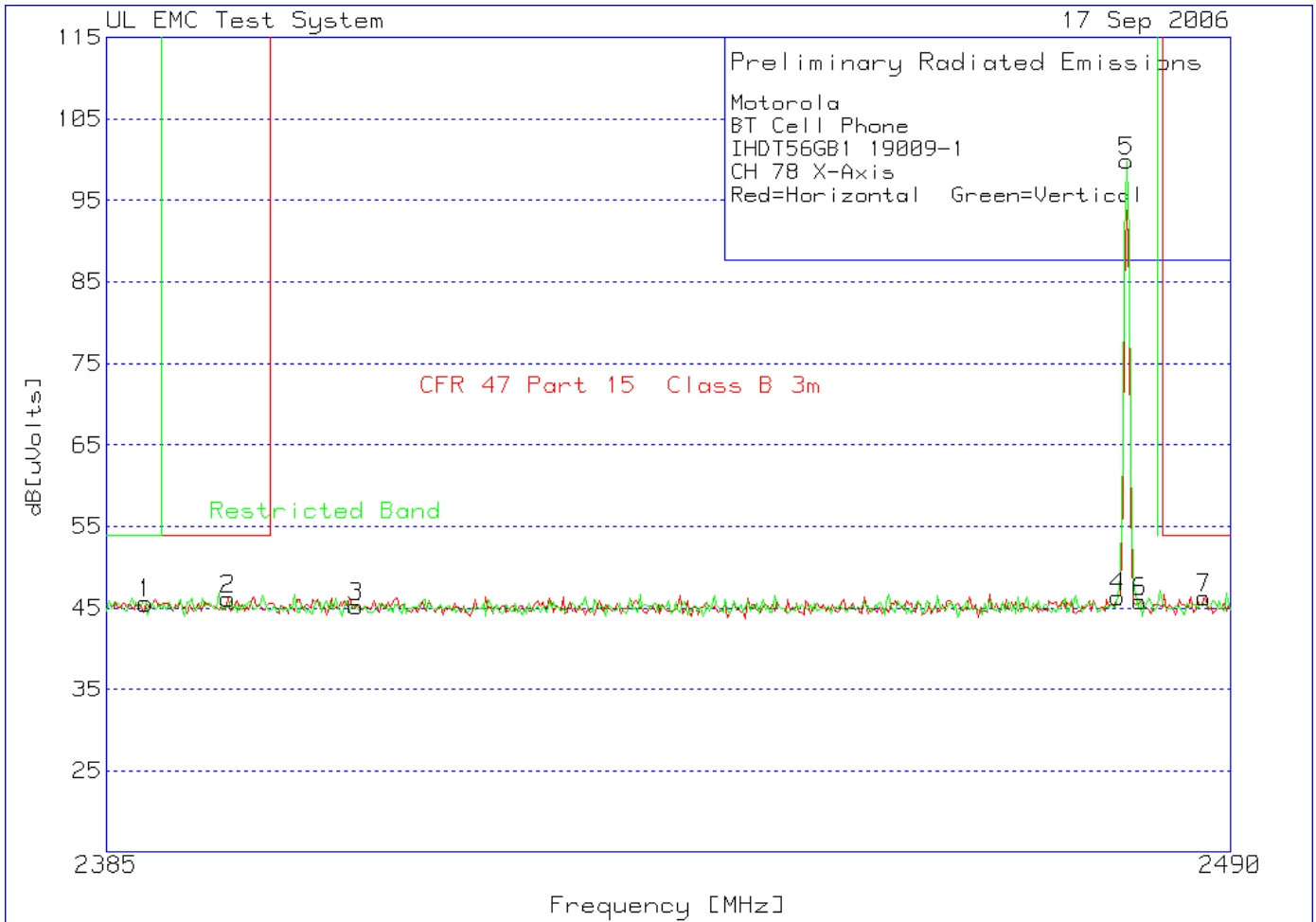
**Manufacturer** : Motorola Inc.  
**Equipment Under Test** : FCC ID - IHDT56GB1, 19009-1 Cell Phone (Inband)  
**Requirement** : CFR 47 Part 15 Class B  
**Detection Mode** : Peak (pk)  
**Bandwidth** : 1 MHz  
**Measurement Distance** : 3 meter  
**Antenna Type** : 2-4GHz Horn



**UNDERWRITERS LABORATORIES INC.**  
**Radiated Emissions**

Date Tested: 9-17-2006

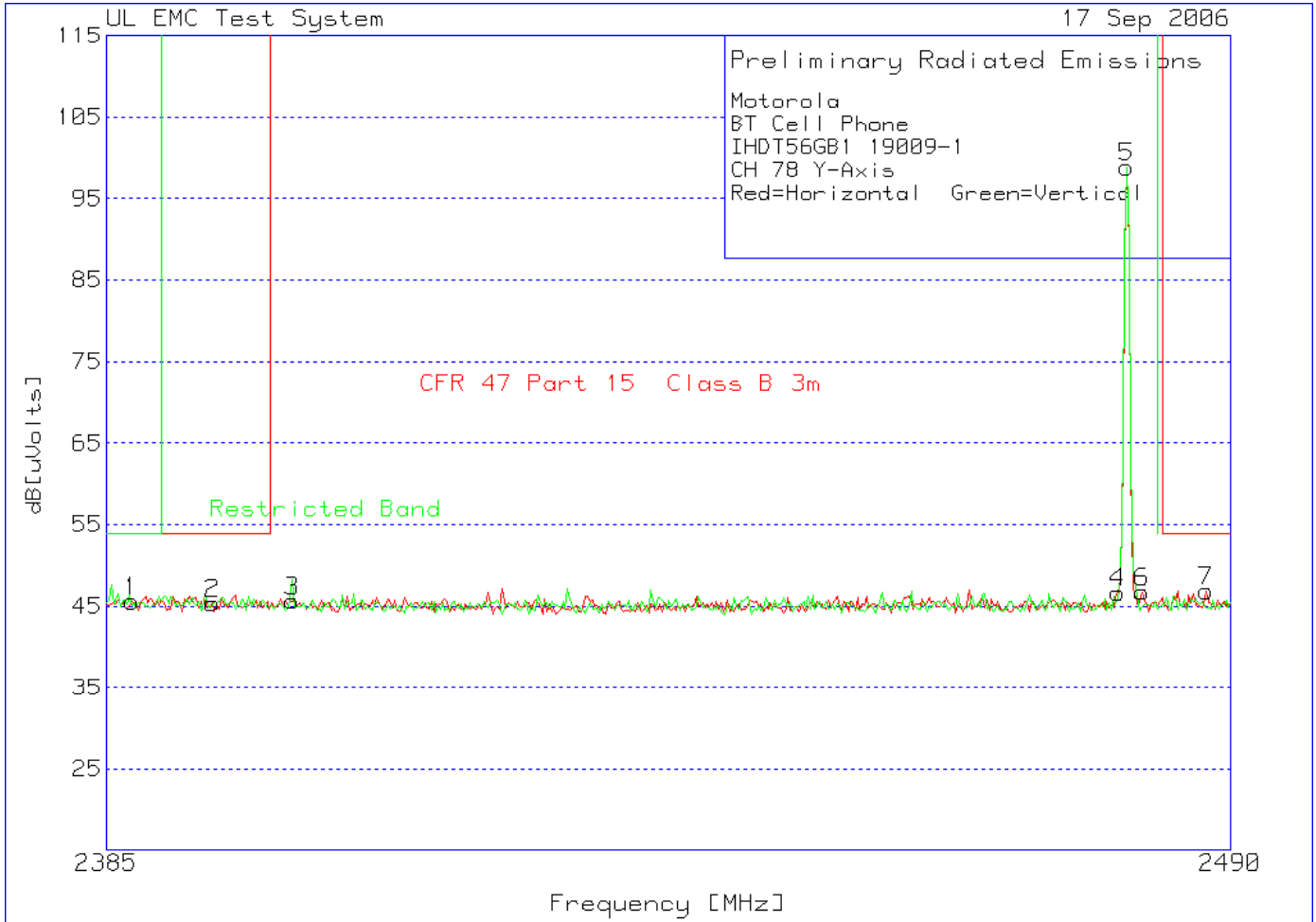
**Manufacturer** : Motorola Inc.  
**Equipment Under Test** : FCC ID - IHDT56GB1, 19009-1 Cell Phone (Inband)  
**Requirement** : CFR 47 Part 15 Class B  
**Detection Mode** : Peak (pk)  
**Bandwidth** : 1 MHz  
**Measurement Distance** : 3 meter  
**Antenna Type** : 2-4GHz Horn



**UNDERWRITERS LABORATORIES INC.**  
**Radiated Emissions**

Date Tested: 9-17-2006

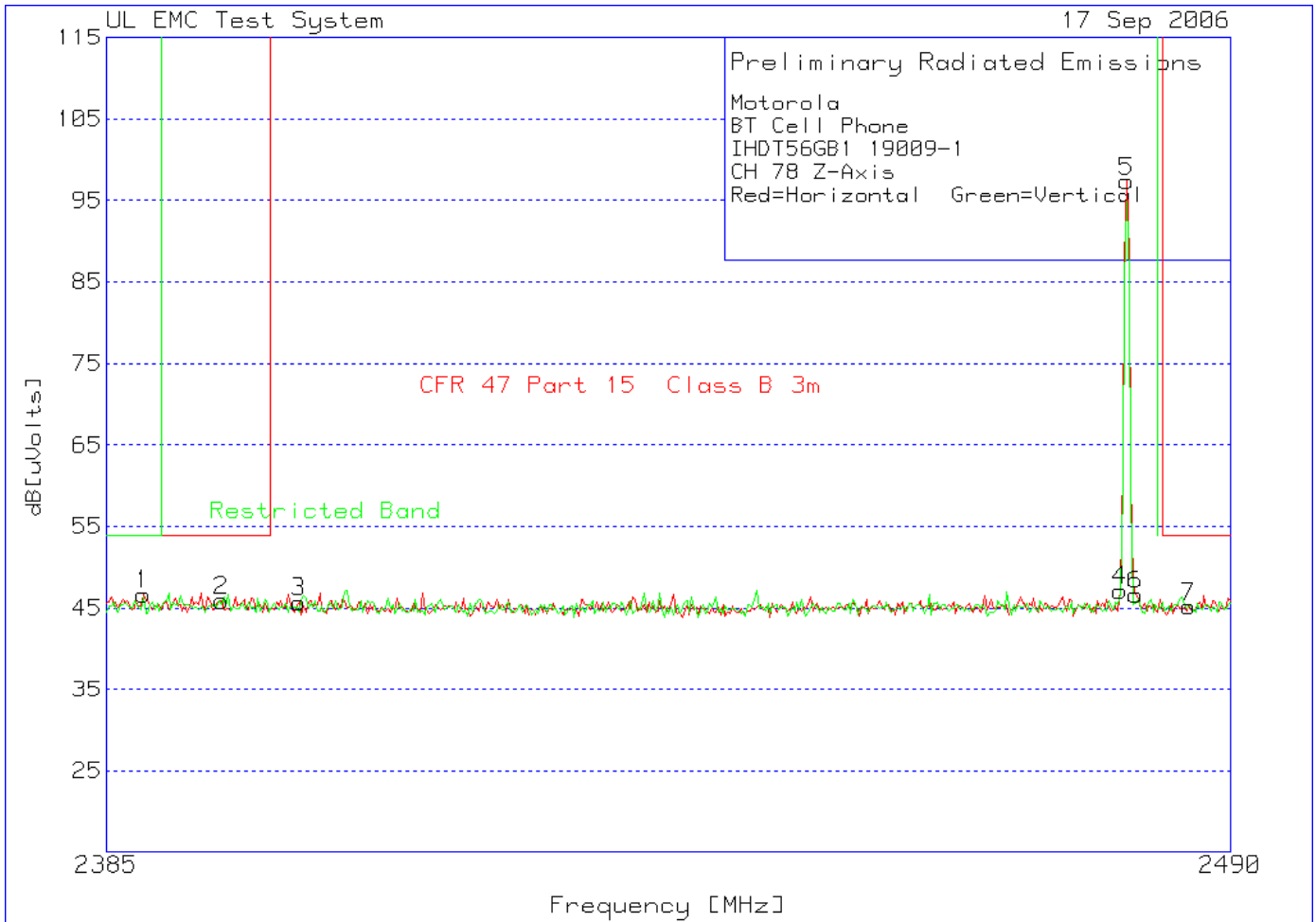
**Manufacturer** : Motorola Inc.  
**Equipment Under Test** : FCC ID - IHDT56GB1, 19009-1 Cell Phone (Inband)  
**Requirement** : CFR 47 Part 15 Class B  
**Detection Mode** : Peak (pk)  
**Bandwidth** : 1 MHz  
**Measurement Distance** : 3 meter  
**Antenna Type** : 2-4GHz Horn



**UNDERWRITERS LABORATORIES INC.**  
**Radiated Emissions**

Date Tested: 9-17-2006

**Manufacturer** : Motorola Inc.  
**Equipment Under Test** : FCC ID - IHDT56GB1, 19009-1 Cell Phone (Inband)  
**Requirement** : CFR 47 Part 15 Class B  
**Detection Mode** : Peak (pk)  
**Bandwidth** : 1 MHz  
**Measurement Distance** : 3 meter  
**Antenna Type** : 2-4GHz Horn



APPENDIX C

BT Operating Instructions provided by Motorola in an e-mail communication dated September 15, 2006.  
For confidentiality reasons the information is not provided and it is available upon authorized request.