



## 14. SETUP PHOTOGRAPHS

See following Attached Pages for setup photographs.

<b>PCTEST™ HAC REPORT</b>		<b>FCC MEASUREMENT REPORT</b>		<b>Reviewed by:</b> Quality Manager
<b>HAC Filename:</b> HAC.0508020556.IHD	<b>Test Dates:</b> August 18 - 19, 2005	<b>EUT Type:</b> Dual-Band CDMA Phone	<b>FCC ID:</b> IHDT56FA1	Page 65 of 69






Figure 30



Figure 31

<b>PCTEST™ HAC REPORT</b>		<b>FCC MEASUREMENT REPORT</b>		<b>Reviewed by:</b> Quality Manager
<b>HAC Filename:</b> HAC.0508020556.IHD	<b>Test Dates:</b> August 18 - 19, 2005	<b>EUT Type:</b> Dual-Band CDMA Phone	<b>FCC ID:</b> IHDT56FA1	Page 66 of 69