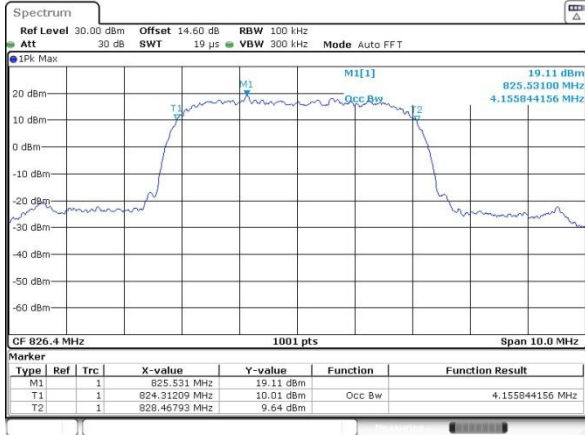




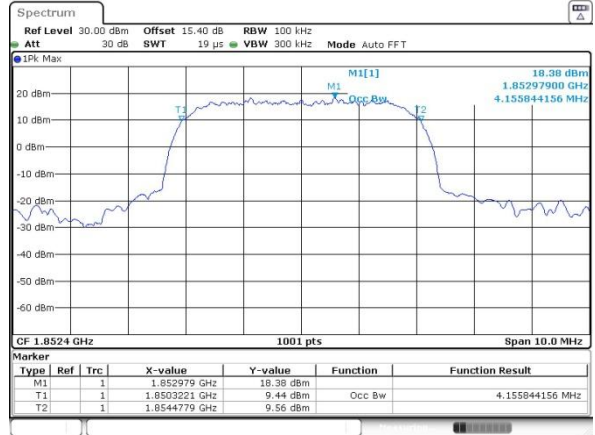
WCDMA Band V (RMC 12.2Kbps)

Lowest Channel

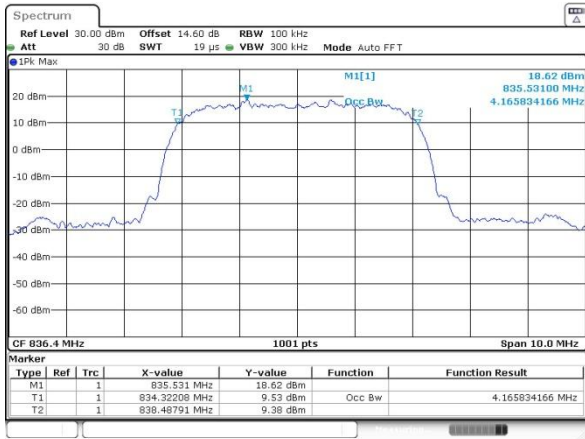


WCDMA Band II (RMC 12.2Kbps)

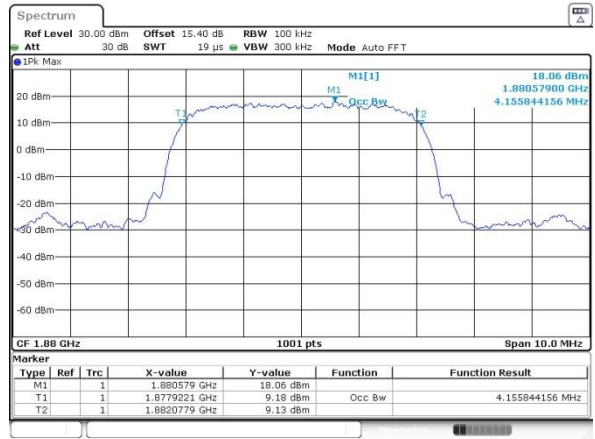
Lowest Channel



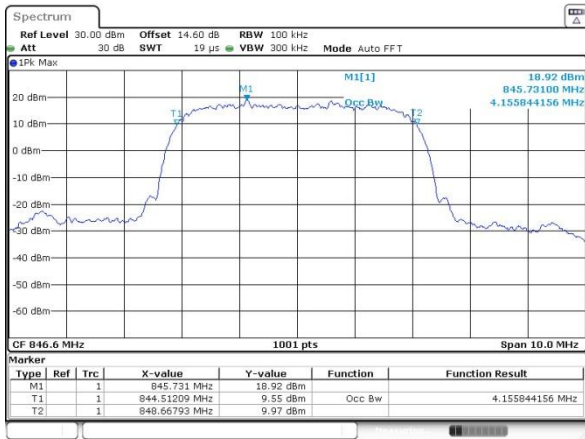
Middle Channel



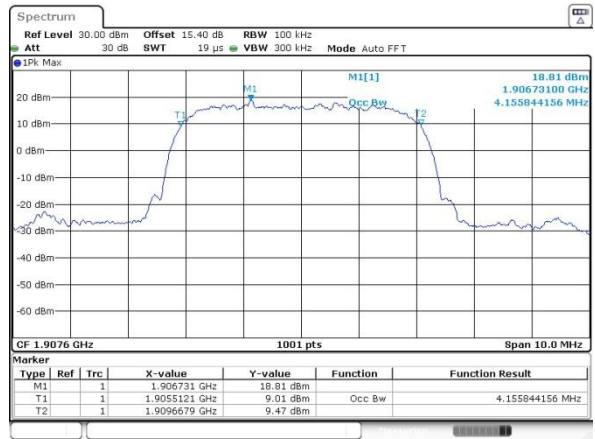
Middle Channel



Highest Channel



Highest Channel

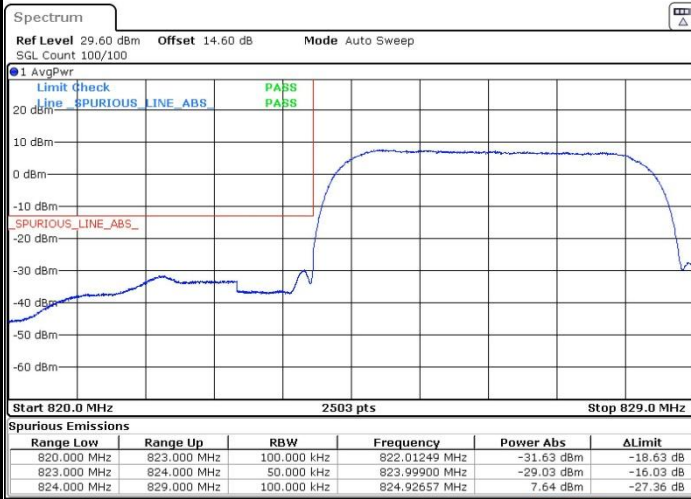




Conducted Band Edge

WCDMA Band V (RMC 12.2Kbps)

Lowest Band Edge



Date: 28 JUN 2025 17:50:48

Highest Band Edge



Date: 28 JUN 2025 17:52:19

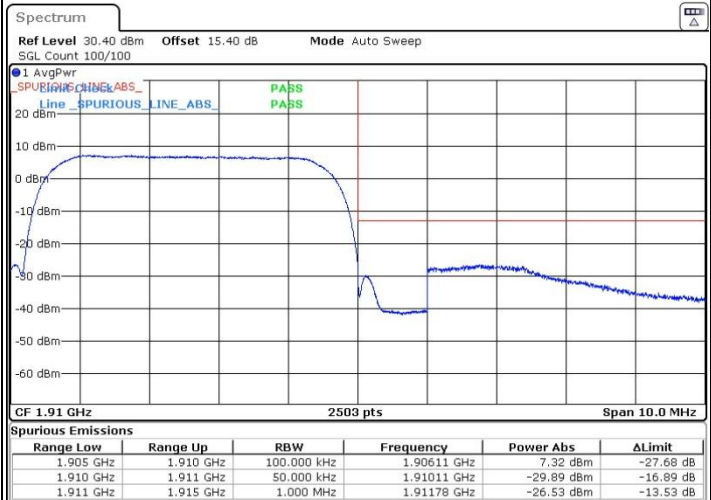
WCDMA Band II (RMC 12.2Kbps)

Lowest Band Edge



Date: 28 JUN 2025 18:46:53

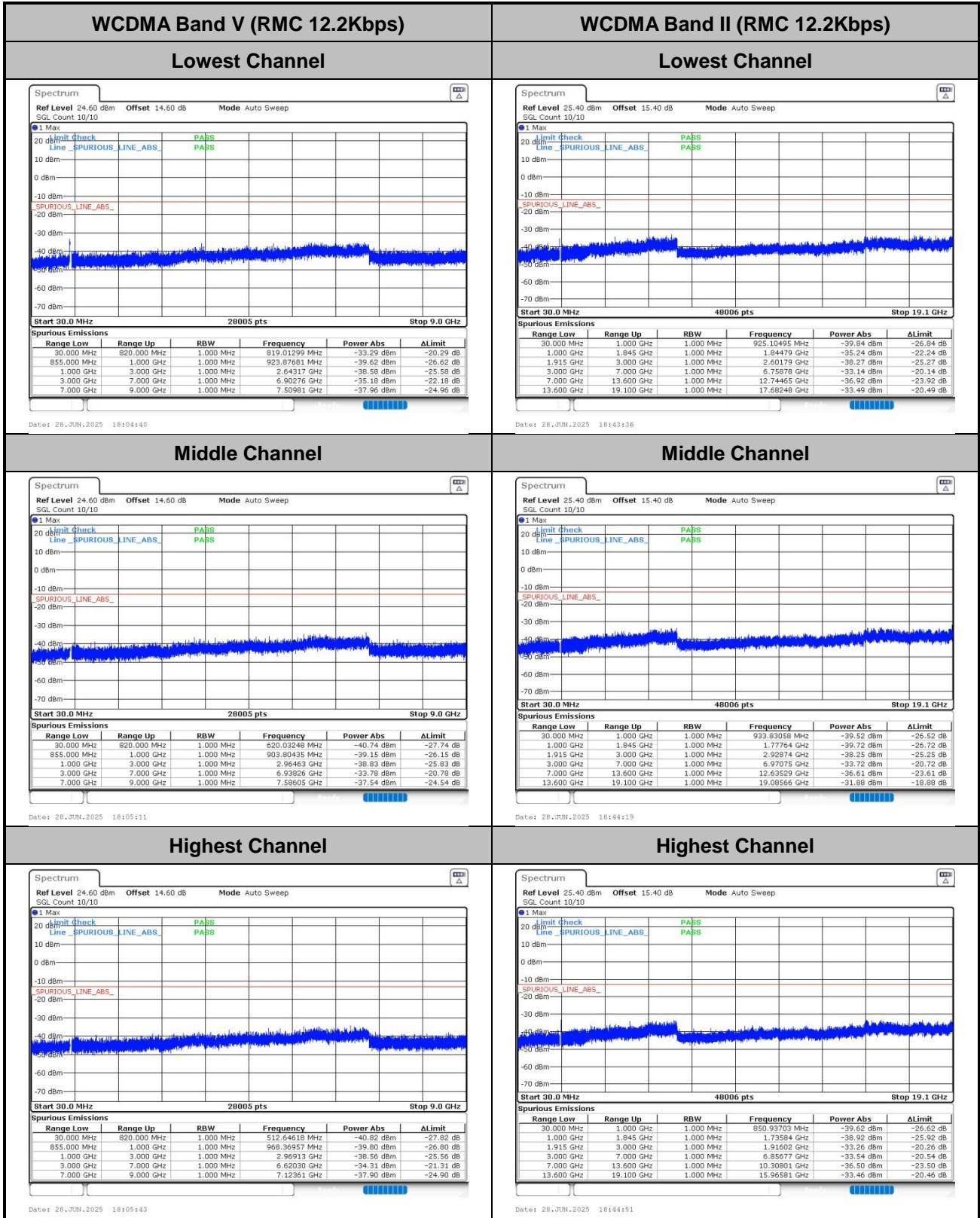
Highest Band Edge



Date: 28 JUN 2025 18:47:25



Conducted Spurious Emission





Frequency Stability

Test Conditions Temperature (°C)	Middle Channel Voltage (Volt)	WCDMA Band V (RMC 12.2Kbps)	Limit 2.5ppm
		Deviation (ppm)	Result
50	Normal Voltage	0.0053	PASS
40	Normal Voltage	0.0314	
30	Normal Voltage	0.0057	
20(Ref.)	Normal Voltage	0.0000	
10	Normal Voltage	0.0120	
0	Normal Voltage	0.0322	
-10	Normal Voltage	0.0127	
-20	Normal Voltage	0.0165	
-30	Normal Voltage	0.0408	
20	Maximum Voltage	0.0414	
20	Normal Voltage	0.0159	
20	Battery End Point	0.0098	

Test Conditions Temperature (°C)	Middle Channel Voltage (Volt)	WCDMA Band II (RMC 12.2Kbps)	Limit Note 2.
		Deviation (ppm)	Result
50	Normal Voltage	0.0147	PASS
40	Normal Voltage	0.0157	
30	Normal Voltage	0.0254	
20(Ref.)	Normal Voltage	0.0000	
10	Normal Voltage	0.0297	
0	Normal Voltage	0.0174	
-10	Normal Voltage	0.0252	
-20	Normal Voltage	0.0068	
-30	Normal Voltage	0.0122	
20	Maximum Voltage	0.0194	
20	Normal Voltage	0.0148	
20	Battery End Point	0.0036	

Note:

1. Normal Voltage = 3.91V ; Battery End Point (BEP) =3.4V. ; Maximum Voltage =4.5V
2. The frequency fundamental emissions stay within the authorized frequency block based on the frequency deviation measured is small.



Appendix B. Test Results of Radiated Test

Radiated Spurious Emission

Test Engineer :	Chris	Temperature :	21~25°C
		Relative Humidity :	51~53%

For sample 1:

GSM850 (GSM)								
Channel	Frequency (MHz)	ERP (dBm)	Limit (dBm)	Over Limit (dB)	S.G. Power (dBm)	TX Cable loss (dB)	TX Antenna Gain (dBi)	Polarization (H/V)
Middle	1672	-39.44	-13	-26.44	-46.41	1.58	10.70	H
	2512	-57.51	-13	-44.51	-65.76	2.102	12.50	H
	3344	-55.19	-13	-42.19	-64.08	2.856	13.90	H
	1672	-34.08	-13	-21.08	-41.05	1.58	10.70	V
	2512	-56.55	-13	-43.55	-64.80	2.10	12.50	V
	3344	-56.11	-13	-43.11	-65.00	2.86	13.90	V

Remark: Spurious emissions within 30-1000MHz were found more than 20dB below limit line.

GSM850 (EDGE 1 Tx slots)								
Channel	Frequency (MHz)	ERP (dBm)	Limit (dBm)	Over Limit (dB)	S.G. Power (dBm)	TX Cable loss (dB)	TX Antenna Gain (dBi)	Polarization (H/V)
Middle	1672	-49.71	-13	-36.71	-56.68	1.58	10.70	H
	2512	-57.75	-13	-44.75	-66.00	2.102	12.50	H
	3344	-57.83	-13	-44.83	-66.72	2.856	13.90	H
	1672	-44.75	-13	-31.75	-51.72	1.58	10.70	V
	2512	-57.20	-13	-44.20	-65.45	2.10	12.50	V
	3344	-57.90	-13	-44.90	-66.79	2.86	13.90	V

Remark: Spurious emissions within 30-1000MHz were found more than 20dB below limit line.

GSM1900 (GSM)								
Channel	Frequency (MHz)	EIRP (dBm)	Limit (dBm)	Over Limit (dB)	S.G. Power (dBm)	TX Cable loss (dB)	TX Antenna Gain (dBi)	Polarization (H/V)
Middle	3765	-58.38	-13	-45.38	-70.64	2.64	14.90	H
	5640	-57.92	-13	-44.92	-69.78	2.94	14.80	H
	7515	-54.27	-13	-41.27	-64.04	3.39	13.16	H
	3765	-57.51	-13	-44.51	-69.77	2.64	14.90	V
	5640	-57.98	-13	-44.98	-69.84	2.94	14.80	V
	7515	-54.21	-13	-41.21	-63.98	3.39	13.16	V

Remark: Spurious emissions within 30-1000MHz were found more than 20dB below limit line.



GSM1900 (EDGE 1 Tx slots)								
Channel	Frequency (MHz)	EIRP (dBm)	Limit (dBm)	Over Limit (dB)	S.G. Power (dBm)	TX Cable loss (dB)	TX Antenna Gain (dBi)	Polarization (H/V)
Middle	3765	-58.40	-13	-45.40	-70.66	2.64	14.90	H
	5640	-57.62	-13	-44.62	-69.48	2.94	14.80	H
	7515	-54.30	-13	-41.30	-64.07	3.39	13.16	H
	3765	-57.78	-13	-44.78	-70.04	2.64	14.90	V
	5640	-57.87	-13	-44.87	-69.73	2.94	14.80	V
	7515	-54.22	-13	-41.22	-63.99	3.39	13.16	V

Remark: Spurious emissions within 30-1000MHz were found more than 20dB below limit line.

WCDMA Band V(RMC 12.2Kbps)								
Channel	Frequency (MHz)	ERP (dBm)	Limit (dBm)	Over Limit (dB)	S.G. Power (dBm)	TX Cable loss (dB)	TX Antenna Gain (dBi)	Polarization (H/V)
Middle	1672	-56.19	-13	-43.19	-63.16	1.58	10.70	H
	2512	-57.60	-13	-44.60	-65.85	2.102	12.50	H
	3344	-57.81	-13	-44.81	-66.70	2.856	13.90	H
	1672	-56.46	-13	-43.46	-63.43	1.58	10.70	V
	2512	-56.92	-13	-43.92	-65.17	2.10	12.50	V
	3344	-57.79	-13	-44.79	-66.68	2.86	13.90	V

Remark: Spurious emissions within 30-1000MHz were found more than 20dB below limit line.

WCDMA Band II(RMC 12.2Kbps)								
Channel	Frequency (MHz)	EIRP (dBm)	Limit (dBm)	Over Limit (dB)	S.G. Power (dBm)	TX Cable loss (dB)	TX Antenna Gain (dBi)	Polarization (H/V)
Middle	3765	-50.72	-13	-37.72	-62.98	2.64	14.90	H
	5640	-54.76	-13	-41.76	-66.62	2.94	14.80	H
	7515	-51.67	-13	-38.67	-61.44	3.39	13.16	H
	3765	-55.45	-13	-42.45	-67.71	2.64	14.90	V
	5640	-55.60	-13	-42.60	-65.37	3.39	13.16	V
	7515	-51.96	-13	-38.96	-63.82	2.94	14.80	V

Remark: Spurious emissions within 30-1000MHz were found more than 20dB below limit line.



For sample 2 (verify the worse cases of sample 1):

GSM850 (GSM)								
Channel	Frequency (MHz)	ERP (dBm)	Limit (dBm)	Over Limit (dB)	S.G. Power (dBm)	TX Cable loss (dB)	TX Antenna Gain (dBi)	Polarization (H/V)
Middle	1672	-62.87	-13	-49.87	-69.84	1.58	10.70	H
	2512	-58.41	-13	-45.41	-66.66	2.102	12.50	H
	3344	-58.12	-13	-45.12	-67.01	2.856	13.90	H
	1672	-61.88	-13	-48.88	-68.85	1.58	10.70	V
	2512	-57.08	-13	-44.08	-65.33	2.10	12.50	V
	3344	-58.11	-13	-45.11	-67.00	2.86	13.90	V

Remark: Spurious emissions within 30-1000MHz were found more than 20dB below limit line.

WCDMA Band II(RMC 12.2Kbps)								
Channel	Frequency (MHz)	EIRP (dBm)	Limit (dBm)	Over Limit (dB)	S.G. Power (dBm)	TX Cable loss (dB)	TX Antenna Gain (dBi)	Polarization (H/V)
Middle	3765	-50.69	-13	-37.69	-62.95	2.64	14.90	H
	5640	-54.47	-13	-41.47	-66.33	2.94	14.80	H
	7515	-51.53	-13	-38.53	-61.30	3.39	13.16	H
	3765	-48.47	-13	-35.47	-60.73	2.64	14.90	V
	5640	-55.23	-13	-42.23	-65.00	3.39	13.16	V
	7515	-51.66	-13	-38.66	-63.52	2.94	14.80	V

Remark: Spurious emissions within 30-1000MHz were found more than 20dB below limit line.