



# FCC RF Test Report

**APPLICANT** : Motorola Mobility LLC  
**EQUIPMENT** : Mobile Cellular Phone  
**BRAND NAME** : Motorola  
**MODEL NAME** : XT2535-15, XT2535-12  
**FCC ID** : IHDT56AV8  
**STANDARD** : FCC Part 15 Subpart C §15.247  
**CLASSIFICATION** : (DTS) Digital Transmission System  
**TEST DATE(S)** : Jul. 02, 2025 ~ Jul. 31, 2025

We, Sporton International Inc. (Kunshan), would like to declare that the tested sample has been evaluated in accordance with the test procedures and has been in compliance with the applicable technical standards.

The test results in this report apply exclusively to the tested model / sample. Without written approval of Sporton International Inc. (Kunshan), the test report shall not be reproduced except in full.

Jason Jia



Approved by: Jason Jia

**Sporton International Inc. (Kunshan)**

**No. 1098, Pengxi North Road, Kunshan Economic Development Zone Jiangsu Province 215300  
People's Republic of China**



# TABLE OF CONTENTS

**REVISION HISTORY..... 3**

**SUMMARY OF TEST RESULT ..... 4**

**1 GENERAL DESCRIPTION..... 5**

    1.1 Applicant ..... 5

    1.2 Manufacturer ..... 5

    1.3 Product Feature of Equipment Under Test..... 5

    1.4 Product Specification of Equipment Under Test..... 5

    1.5 Modification of EUT ..... 6

    1.6 Testing Location ..... 6

    1.7 Test Software..... 6

    1.8 Applicable Standards..... 6

    1.9 Specification of Accessory..... 7

**2 TEST CONFIGURATION OF EQUIPMENT UNDER TEST..... 8**

    2.1 Carrier Frequency Channel ..... 8

    2.2 Test Mode..... 9

    2.3 Connection Diagram of Test System..... 10

    2.4 Support Unit used in test configuration and system ..... 11

    2.5 EUT Operation Test Setup ..... 11

    2.6 Measurement Results Explanation Example..... 11

**3 TEST RESULT ..... 12**

    3.1 6dB and 99% Bandwidth Measurement ..... 12

    3.2 Output Power Measurement..... 13

    3.3 Power Spectral Density Measurement ..... 14

    3.4 Conducted Band Edges and Spurious Emission Measurement ..... 15

    3.5 Radiated Band Edges and Spurious Emission Measurement ..... 16

    3.6 AC Conducted Emission Measurement..... 20

    3.7 Antenna Requirements ..... 22

**4 LIST OF MEASURING EQUIPMENT..... 23**

**5 MEASUREMENT UNCERTAINTY ..... 24**

**APPENDIX A. CONDUCTED TEST RESULTS**

**APPENDIX B. AC CONDUCTED EMISSION TEST RESULT**

**APPENDIX C. RADIATED SPURIOUS EMISSION**

**APPENDIX D. DUTY CYCLE PLOTS**

**APPENDIX E. SETUP PHOTOGRAPHS**



### REVISION HISTORY

REPORT NO.	VERSION	DESCRIPTION	ISSUED DATE
FR552802-02B	Rev. 01	Initial issue of report	Aug. 04, 2025



### SUMMARY OF TEST RESULT

Report Section	FCC Rule	Description	Limit	Result	Remark
3.1	15.247(a)(2)	6dB Bandwidth	≥ 0.5MHz	Pass	-
3.1	-	99% Bandwidth	-	Report only	-
3.2	15.247(b)(3)	Peak Output Power	≤ 30dBm	Pass	-
3.3	15.247(e)	Power Spectral Density	≤ 8dBm/3kHz	Pass	-
3.4	15.247(d)	Conducted Band Edges and Spurious Emission	≤ 20dBc	Pass	-
3.5	15.247(d)	Radiated Band Edges and Spurious Emission	15.209(a) & 15.247(d)	Pass	Under limit 7.66 dB at 2486.74 MHz
3.6	15.207	AC Conducted Emission	15.207(a)	Pass	Under limit 5.39 dB at 0.162 MHz
3.7	15.203 & 15.247(b)	Antenna Requirement	15.203 & 15.247(b)	Pass	-

<b>Conformity Assessment Condition:</b>
1. The test results (PASS/FAIL) with all measurement uncertainty excluded are presented against the regulation limits or in accordance with the requirements stipulated by the applicant/manufacturer who shall bear all the risks of non-compliance that may potentially occur if measurement uncertainty is taken into account.
2. The measurement uncertainty please refer to each test result in the section "Measurement Uncertainty"
<b>Disclaimer:</b>
The product specifications of the EUT presented in the test report that may affect the test assessments are declared by the manufacturer who shall take full responsibility for the authenticity.



# 1 General Description

## 1.1 Applicant

Motorola Mobility LLC  
222 W,Merchandise Mart Plaza, Chicago IL 60654 USA

## 1.2 Manufacturer

Motorola Mobility LLC  
222 W,Merchandise Mart Plaza, Chicago IL 60654 USA

## 1.3 Product Feature of Equipment Under Test

Product Feature	
Equipment	Mobile Cellular Phone
Brand Name	Motorola
Model Name	XT2535-15, XT2535-12
FCC ID	IHDT56AV8
IMEI/SN Code	Conducted: NL5E1Y0103 Conduction: 359734130002315/359734130002323 Radiation: 355389550008518 for Sample 1 359734130002299 for Sample 2
HW Version	DVT2
SW Version	VVOB35.52
EUT Stage	Identical Prototype

**Remark:**

1. The above EUT's information was declared by manufacturer. Please refer to the specifications or user's manual for more detailed description.
2. There are two types of EUT, the differences between them could be referred to XT2535-15, XT2535-12\_Operational Description of Product Equality Declaration which is exhibit separately. According to the differences, we chose sample 1 to perform full test and sample 2 to verify the worst cases of sample 1.

## 1.4 Product Specification of Equipment Under Test

Standards-related Product Specification	
Tx/Rx Frequency Range	2402 MHz ~ 2480 MHz
Number of Channels	40
Carrier Frequency of Each Channel	40 Channel(37 hopping + 3 advertising channel)
Maximum Output Power to Antenna	BLE 1Mbps: 3.15 dBm (0.0021 W) BLE 2Mbps: 3.16 dBm (0.0021 W)
99% Occupied Bandwidth	BLE 1Mbps:1.039MHz BLE 2Mbps:2.066MHz
Antenna Type / Gain	IFA Antenna type with gain -3.0 dBi
Type of Modulation	Bluetooth LE : GFSK



### 1.5 Modification of EUT

No modifications are made to the EUT during all test items.

### 1.6 Testing Location

Sporton International Inc. (Kunshan) is accredited to ISO/IEC 17025:2017 by American Association for Laboratory Accreditation with Certificate Number 5145.02.

<b>Test Firm</b>	Sporton International Inc. (Kunshan)		
<b>Test Site Location</b>	No. 1098, Pengxi North Road, Kunshan Economic Development Zone Jiangsu Province 215300 People's Republic of China TEL : +86-512-57900158		
<b>Test Site No.</b>	<b>Sporton Site No.</b>	<b>FCC Designation No.</b>	<b>FCC Test Firm Registration No.</b>
	CO01-KS 03CH08-KS TH01-KS	CN1257	314309

### 1.7 Test Software

Item	Site	Manufacturer	Name	Version
1.	TH01-KS	Tonscend	JS1120-3 test system China_210602	3.3.10
2.	03CH08-KS	AUDIX	E3	210616
3.	CO01-KS	AUDIX	E3	6.2009-8-24

### 1.8 Applicable Standards

According to the specifications of the manufacturer, the EUT must comply with the requirements of the following standards:

- ♦ 47 CFR Part 15 Subpart C §15.247
- ♦ FCC KDB 558074 D01 15.247 Meas Guidance v05r02
- ♦ ANSI C63.10-2013

**Remark:**

1. All test items were verified and recorded according to the standards and without any deviation during the test.
2. This EUT has also been tested and complied with the requirements of FCC Part 15, Subpart B, recorded in a separate test report.



### 1.9 Specification of Accessory

Specification of Accessory				
AC Adapter 1(US)	Brand Name	Motorola(AOHAI)	Model Name	MC-101
AC Adapter 1(EU)	Brand Name	Motorola(AOHAI)	Model Name	MC-102
AC Adapter 1(UK)	Brand Name	Motorola(AOHAI)	Model Name	MC-103
AC Adapter 1(AR)	Brand Name	Motorola(AOHAI)	Model Name	MC-106
AC Adapter 2(US)	Brand Name	Motorola(Chenyang)	Model Name	MC-101
AC Adapter 2(EU)	Brand Name	Motorola(Chenyang)	Model Name	MC-102
AC Adapter 2(UK)	Brand Name	Motorola(Chenyang)	Model Name	MC-103
AC Adapter 2(AR)	Brand Name	Motorola(Chenyang)	Model Name	MC-106
AC Adapter 2(BR)	Brand Name	Motorola(Chenyang)	Model Name	MC-107
AC Adapter 3(CHILE)	Brand Name	Motorola(SALCOMP)	Model Name	MC-109
AC Adapter 4(EU)	Brand Name	Motorola(AOHAI)	Model Name	MC-202L
AC Adapter 4(UK)	Brand Name	Motorola(AOHAI)	Model Name	MC-203L
AC Adapter 4(IN)	Brand Name	Motorola(AOHAI)	Model Name	MC-204
AC Adapter 5(EU)	Brand Name	Motorola(SALCOMP)	Model Name	MC-202L
AC Adapter 5(UK)	Brand Name	Motorola(SALCOMP)	Model Name	MC-203L
AC Adapter 6(EU)	Brand Name	Motorola(Chenyang)	Model Name	MC-202L
Battery 1	Brand Name	Motorola(SUNWODA)	Model Name	RL52
Battery 2	Brand Name	Motorola(SUNWODA)	Model Name	SL70
USB Cable 1	Brand Name	Motorola(Juwei)	Model Name	JWUB1982-ZN01H
USB Cable 2	Brand Name	Motorola(Washin)	Model Name	HX-ZN-37
USB Cable 3	Brand Name	Motorola(Juwei)	Model Name	JWUB1928-ZN01H
USB Cable 4	Brand Name	Motorola(Washin)	Model Name	HX-ZN-34
USB Cable 5	Brand Name	Motorola(Juwei)	Model Name	JWUB2002-ZN01H
USB Cable 6	Brand Name	Motorola(Washin)	Model Name	HX-ZN-39
Earphone	Brand Name	Motorola(New LEADER)	Model Name	NLD-EM313A-23SF-KD



## 2 Test Configuration of Equipment Under Test

### 2.1 Carrier Frequency Channel

Frequency Band	Channel	Freq. (MHz)	Channel	Freq. (MHz)
2400-2483.5 MHz	0	2402	21	2444
	1	2404	22	2446
	2	2406	23	2448
	3	2408	24	2450
	4	2410	25	2452
	5	2412	26	2454
	6	2414	27	2456
	7	2416	28	2458
	8	2418	29	2460
	9	2420	30	2462
	10	2422	31	2464
	11	2424	32	2466
	12	2426	33	2468
	13	2428	34	2470
	14	2430	35	2472
	15	2432	36	2474
	16	2434	37	2476
	17	2436	38	2478
	18	2438	39	2480
	19	2440	-	-
20	2442	-	-	



## 2.2 Test Mode

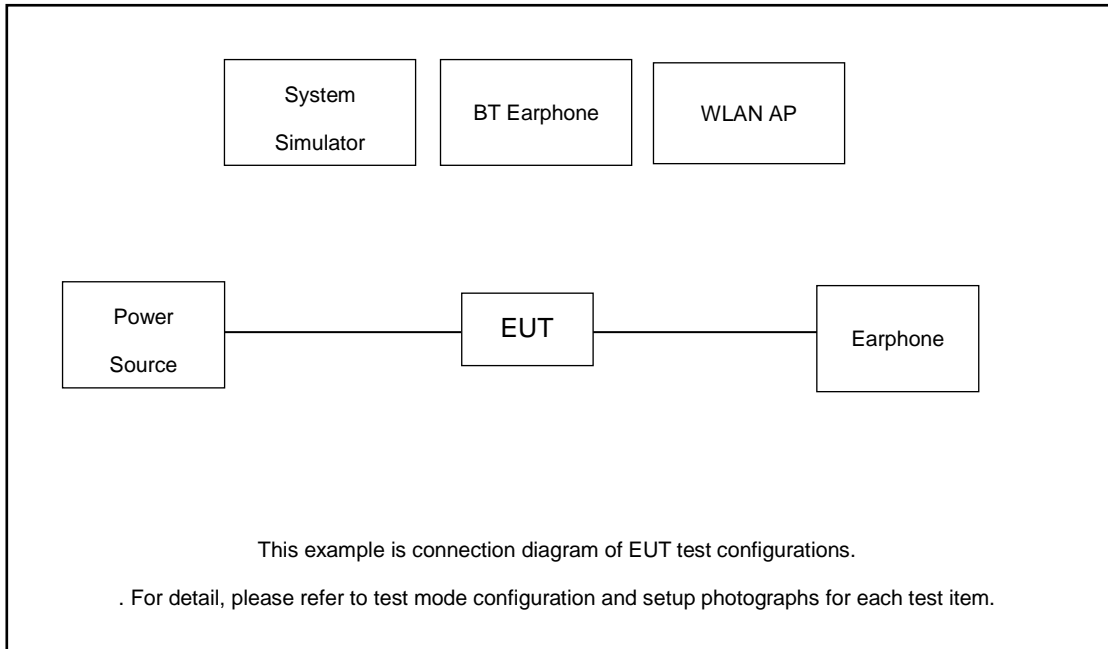
- a. The EUT has been associated with peripherals and configuration operated in a manner tended to maximize its emission characteristics in a typical application. Frequency range investigated: conduction emission (150 kHz to 30 MHz), radiation emission (9 kHz to the 10th harmonic of the highest fundamental frequency or to 40 GHz, whichever is lower). For radiated measurement, pre-scanned in three orthogonal panels, X, Y, Z. The worst cases (Y plane) were recorded in this report.
- b. AC power line Conducted Emission was tested under maximum output power.

The following summary table is showing all test modes to demonstrate in compliance with the standard.

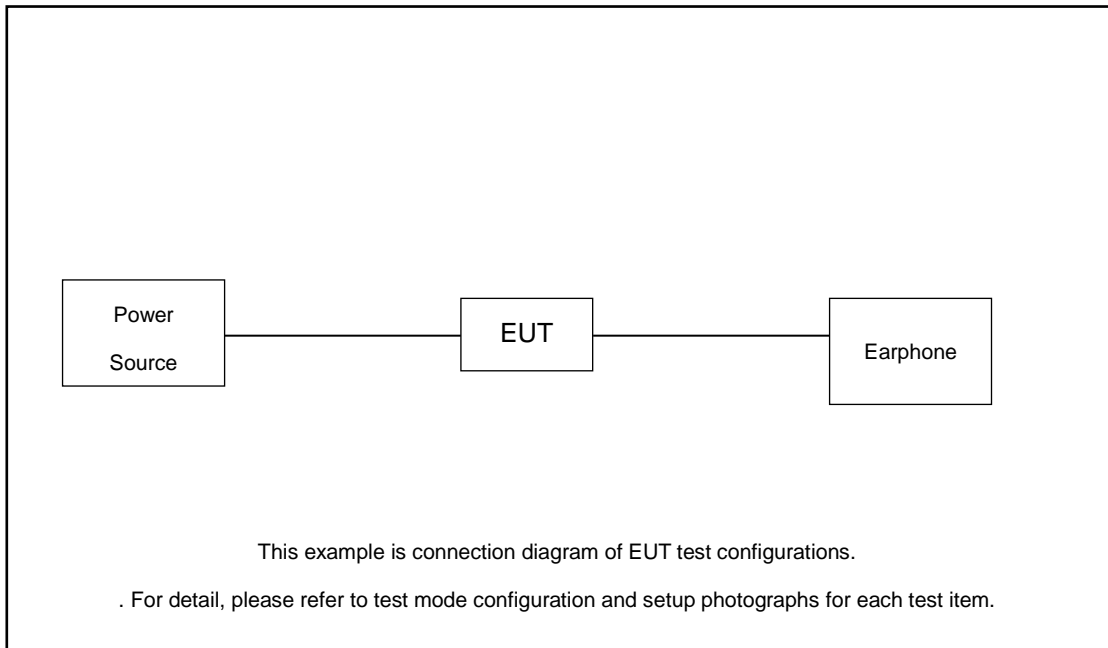
Summary table of Test Cases	
Test Item	Data Rate / Modulation
	Bluetooth – LE / GFSK
<b>Conducted TCs</b>	Mode 1: Bluetooth Tx CH00_2402 MHz_BLE 1Mbps Mode 2: Bluetooth Tx CH19_2440 MHz_BLE 1Mbps Mode 3: Bluetooth Tx CH39_2480 MHz_BLE 1Mbps Mode 4: Bluetooth Tx CH01_2404 MHz_BLE 2Mbps Mode 5: Bluetooth Tx CH19_2440 MHz_BLE 2Mbps Mode 6: Bluetooth Tx CH38_2478 MHz_BLE 2Mbps
<b>Radiated TCs</b>	Mode 1: Bluetooth Tx CH00_2402 MHz_BLE 1Mbps Mode 2: Bluetooth Tx CH19_2440 MHz_BLE 1Mbps Mode 3: Bluetooth Tx CH39_2480 MHz_BLE 1Mbps Mode 4: Bluetooth Tx CH01_2404 MHz_BLE 2Mbps Mode 5: Bluetooth Tx CH19_2440 MHz_BLE 2Mbps Mode 6: Bluetooth Tx CH38_2478 MHz_BLE 2Mbps
<b>AC Conducted Emission</b>	Mode 1: GSM 850 Idle + Bluetooth Link + WLAN Link (2.4G) + USB Cable2 (Charging from Adapter2) + Earphone
<b>Remark:</b> For Radiated Test Cases, The tests were performance with Adapter1, Earphone and USB Cable1.	

## 2.3 Connection Diagram of Test System

AC Conducted Emission:



Radiated Emission:



## 2.4 Support Unit used in test configuration and system

Item	Equipment	Trade Name	Model Name	FCC ID	Data Cable	Power Cord
1.	LTE Base Station	Anritus	MT8821C	N/A	N/A	Unshielded, 1.8m
2.	Notebook	Lenovo	G480	QDS-BRCM1050I	N/A	shielded cable DC O/P 1.8m , Unshielded AC I/P cable 1.8m
3.	Bluetooth Earphone	Lenovo	thinkplus-BH3	N/A	N/A	N/A
4.	WLAN AP	D-link	DIR-655	KA21R655B1	N/A	Unshielded, 1.8m
5.	SD Card	Kingston	8GB	N/A	N/A	N/A

## 2.5 EUT Operation Test Setup

For BLE function, the engineering test program was provided and enabled to make EUT continuous transmit.

For AC power line conducted emissions, the EUT was set to connect with the WLAN AP under large package sizes transmission.

## 2.6 Measurement Results Explanation Example

**For all conducted test items:**

The offset level is set in the spectrum analyzer to compensate the RF cable loss and attenuator factor between EUT conducted output port and spectrum analyzer. With the offset compensation, the spectrum analyzer reading level is exactly the EUT RF output level.

Example :

The spectrum analyzer offset is derived from RF cable loss and attenuator factor.

*Offset = RF cable loss + attenuator factor.*

Following shows an offset computation example with cable loss 2.0 dB and 20dB attenuator.

$$\begin{aligned}
 \text{Offset(dB)} &= \text{RF cable loss(dB)} + \text{attenuator factor(dB)}. \\
 &= 2.0 + 20 = 22.0 \text{ (dB)}
 \end{aligned}$$

### 3 Test Result

#### 3.1 6dB and 99% Bandwidth Measurement

##### 3.1.1 Limit of 6dB and 99% Bandwidth

The minimum 6 dB bandwidth shall be at least 500 kHz.

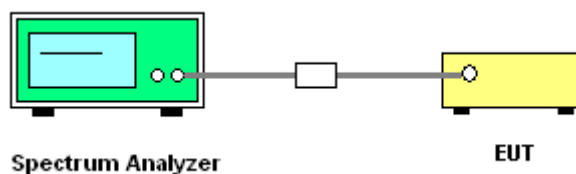
##### 3.1.2 Measuring Instruments

The section 4.0 of List of Measuring Equipment of this test report is used for test.

##### 3.1.3 Test Procedures

1. The testing follows ANSI C63.10-2013 clause 11.8
2. The RF output of EUT was connected to the spectrum analyzer by RF cable and attenuator. The path loss was compensated to the results for each measurement.
3. Set to the maximum power setting and enable the EUT transmit continuously.
4. Make the measurement with the spectrum analyzer's resolution bandwidth (RBW) = 100 kHz. Set the Video bandwidth (VBW) = 300 kHz. In order to make an accurate measurement. The 6 dB bandwidth must be greater than 500 kHz.
5. For 99% Bandwidth Measurement, the spectrum analyzer's resolution bandwidth (RBW) is set 1% to 5% of the 99% OBW and the VBW is set to 3 times of the RBW.
6. Measure and record the results in the test report.

##### 3.1.4 Test Setup



##### 3.1.5 Test Result of 6dB Bandwidth and 99% Occupied Bandwidth

Please refer to Appendix A.

## 3.2 Output Power Measurement

### 3.2.1 Limit of Output Power

For systems using digital modulation in the 2400-2483.5MHz, the limit for peak output power is 30dBm. If transmitting antenna of directional gain greater than 6dBi is used, the peak output power from the intentional radiator shall be reduced below the above stated value by the amount in dB that the directional gain of the antenna exceeds 6 dBi. In case of point-to-point operation, the limit has to be reduced by 1dB for every 3dB that the directional gain of the antenna exceeds 6dBi.

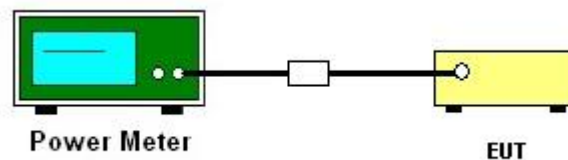
### 3.2.2 Measuring Instruments

The section 4.0 of List of Measuring Equipment of this test report is used for test.

### 3.2.3 Test Procedures

1. The testing follows the Measurement Procedure of ANSI C63.10-2013 clause 11.9.1.3 PKPM1 Peak power meter or ANSI C63.10-2013 clause 11.9.2.3.1 Method AVGPM method.
2. The RF output of EUT was connected to the power meter by RF cable and attenuator. The path loss was compensated to the results for each measurement.
3. Set to the maximum power setting and enable the EUT transmit continuously.
4. Measure the conducted output power and record the results in the test report.

### 3.2.4 Test Setup



### 3.2.5 Test Result of Peak Output Power

Please refer to Appendix A.

### 3.2.6 Test Result of Average Output Power (Reporting Only)

Please refer to Appendix A.

### 3.3 Power Spectral Density Measurement

#### 3.3.1 Limit of Power Spectral Density

The peak power spectral density shall not be greater than 8dBm in any 3kHz band at any time interval of continuous transmission.

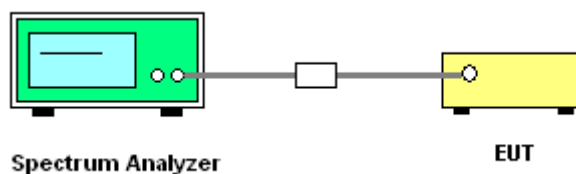
#### 3.3.2 Measuring Instruments

The section 4.0 of List of Measuring Equipment of this test report is used for test.

#### 3.3.3 Test Procedures

1. The testing follows Measurement Procedure of ANSI C63.10-2013 clause 11.10.2 Method PKPSD.
2. The RF output of EUT was connected to the spectrum analyzer by RF cable and attenuator. The path loss was compensated to the results for each measurement.
3. Set to the maximum power setting and enable the EUT transmit continuously.
4. Make the measurement with the spectrum analyzer's resolution bandwidth (RBW) = 3 kHz. Video bandwidth VBW = 10 kHz In order to make an accurate measurement, set the span to 1.5 times DTS Channel Bandwidth. (6dB BW)
5. Detector = peak, Sweep time = auto couple, Trace mode = max hold, Allow trace to fully stabilize. Use the peak marker function to determine the maximum power level.
6. Measure and record the results in the test report.
7. The Measured power density (dBm)/ 100kHz is a reference level and used as 20dBc down limit line for Conducted Band Edges and Conducted Spurious Emission.

#### 3.3.4 Test Setup



#### 3.3.5 Test Result of Power Spectral Density

Please refer to Appendix A.

## 3.4 Conducted Band Edges and Spurious Emission Measurement

### 3.4.1 Limit of Conducted Band Edges and Spurious Emission

All harmonics/spurious must be at least 20 dB down from the highest emission level within the authorized band.

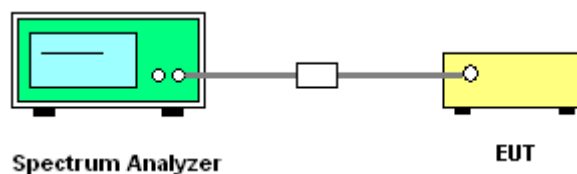
### 3.4.2 Measuring Instruments

The section 4.0 of List of Measuring Equipment of this test report is used for test.

### 3.4.3 Test Procedure

1. The testing follows ANSI C63.10-2013 clause 11.13
2. The RF output of EUT was connected to the spectrum analyzer by RF cable and attenuator. The path loss was compensated to the results for each measurement.
3. Set to the maximum power setting and enable the EUT transmit continuously.
4. Set RBW = 100 kHz, VBW=300 kHz, Peak Detector. Unwanted Emissions measured in any 100 kHz bandwidth outside of the authorized frequency band shall be attenuated by at least 20 dB relative to the maximum in-band peak PSD level in 100 kHz when maximum peak conducted output power procedure is used. If the transmitter complies with the conducted power limits based on the use of RMS averaging over a time interval, the attenuation required under this paragraph shall be 30 dB instead of 20 dB.
5. Measure and record the results in the test report.
6. The RF fundamental frequency should be excluded against the limit line in the operating frequency band.

### 3.4.4 Test Setup



### 3.4.5 Test Result of Conducted Band Edges Plots

Please refer to Appendix A.

### 3.4.6 Test Result of Conducted Spurious Emission Plots

Please refer to Appendix A.



### 3.5 Radiated Band Edges and Spurious Emission Measurement

#### 3.5.1 Limit of Radiated Band Edges and Spurious Emission

In any 100 kHz bandwidth outside the intentional radiator frequency band, all harmonics/spurious must be at least 20 dB below the highest emission level within the authorized band. If the output power of this device was measured by spectrum analyzer, the attenuation under this paragraph shall be 30 dB instead of 20 dB. In addition, radiated emissions which fall in the restricted bands must also comply with the limits as below.

Frequency (MHz)	Field Strength (microvolts/meter)	Measurement Distance (meters)
0.009 – 0.490	2400/F(kHz)	300
0.490 – 1.705	24000/F(kHz)	30
1.705 – 30.0	30	30
30 – 88	100	3
88 – 216	150	3
216 - 960	200	3
Above 960	500	3

#### 3.5.2 Measuring Instruments

The section 4.0 of List of Measuring Equipment of this test report is used for test.

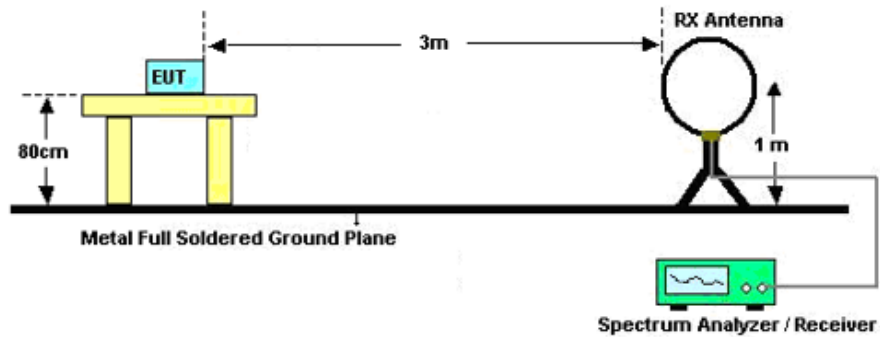


### 3.5.3 Test Procedures

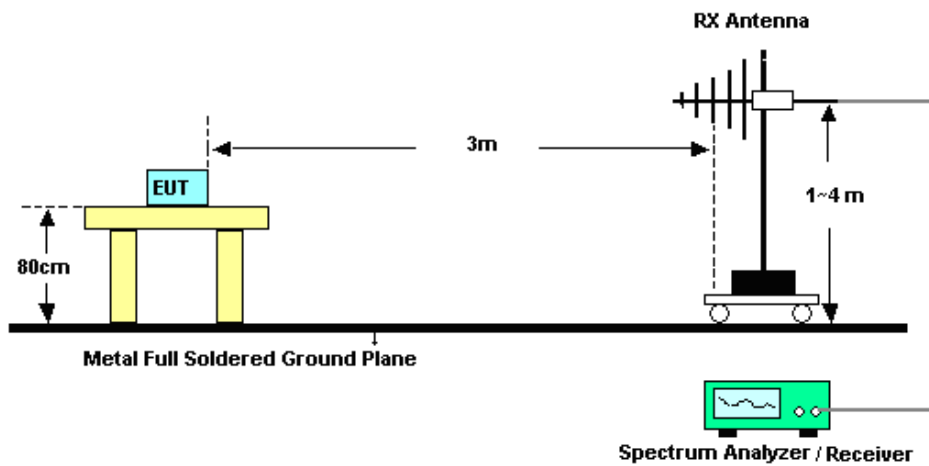
1. The testing follows ANSI C63.10-2013 clause 11.11 & 11.12
2. The EUT was arranged to its worst case and then tune the antenna tower (from 1 m to 4 m) and turntable (from 0 degree to 360 degrees) to find the maximum reading. A pre-amp and a high pass filter are used for the test in order to get better signal level.
3. The EUT was placed on a turntable with 0.8 meter for frequency below 1GHz and 1.5 meter for frequency above 1GHz respectively above ground.
4. The EUT was set 3 meters from the interference receiving antenna, which was mounted on the top of a variable height antenna tower.
5. Corrected Reading: Antenna Factor + Cable Loss + Read Level - Preamp Factor = Level
6. For testing below 1GHz, if the emission level of the EUT in peak mode was 3 dB lower than the limit specified, then peak values of EUT will be reported, otherwise, the emissions will be repeated one by one using the CISPR quasi-peak method and reported.
7. For testing above 1GHz, the emission level of the EUT in peak mode was 20dB lower than peak limit (that means the emission level in average mode also complies with the limit in average mode), then peak values of EUT will be reported, otherwise, the emissions will be measured in average mode again and reported.
8. Use the following spectrum analyzer settings:
  - (1) Span shall wide enough to fully capture the emission being measured;
  - (2) Set RBW=100 kHz for  $f < 1$  GHz;  $VBW \geq RBW$ ; Sweep = auto; Detector function = peak; Trace = max hold;
  - (3) Set RBW = 1 MHz, VBW= 3MHz for  $f \geq 1$  GHz for peak measurement.  
For average measurement:
    - $VBW = 10$  Hz, when duty cycle is no less than 98 percent.
    - $VBW \geq 1/T$ , when duty cycle is less than 98 percent where T is the minimum transmission duration over which the transmitter is on and is transmitting at its maximum power control level for the tested mode of operation.

### 3.5.4 Test Setup

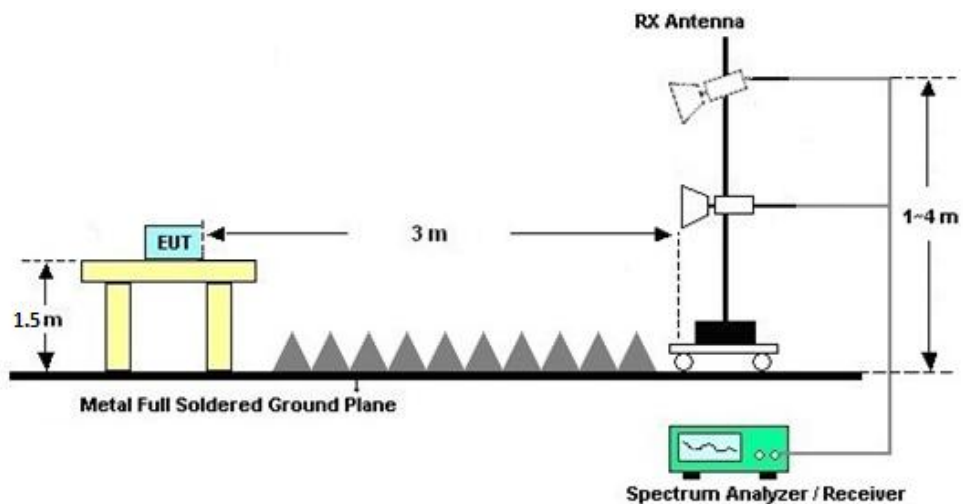
For radiated emissions below 30MHz



For radiated emissions from 30MHz to 1GHz



For radiated emissions above 1GHz





### **3.5.5 Test Results of Radiated Spurious Emissions (9 kHz ~ 30 MHz)**

The low frequency, which started from 9 kHz to 30MHz, was pre-scanned and the result which was 20dB lower than the limit line was not reported.

There is a comparison data of both open-field test site and semi-Anechoic chamber, and the result came out very similar.

### **3.5.6 Test Result of Radiated Spurious at Band Edges**

Please refer to Appendix C.

### **3.5.7 Duty Cycle**

Please refer to Appendix D.

### **3.5.8 Test Result of Radiated Spurious Emission (30MHz ~ 10th Harmonic or 40GHz, whichever is lower)**

Please refer to Appendix C.



### 3.6 AC Conducted Emission Measurement

#### 3.6.1 Limit of AC Conducted Emission

For equipment that is designed to be connected to the public utility (AC) power line, the radio frequency voltage that is conducted back onto the AC power line on any frequency or frequencies within the band 150 kHz to 30 MHz shall not exceed the limits in the following table.

Frequency of emission (MHz)	Conducted limit (dBµV)	
	Quasi-peak	Average
0.15-0.5	66 to 56*	56 to 46*
0.5-5	56	46
5-30	60	50

\*Decreases with the logarithm of the frequency.

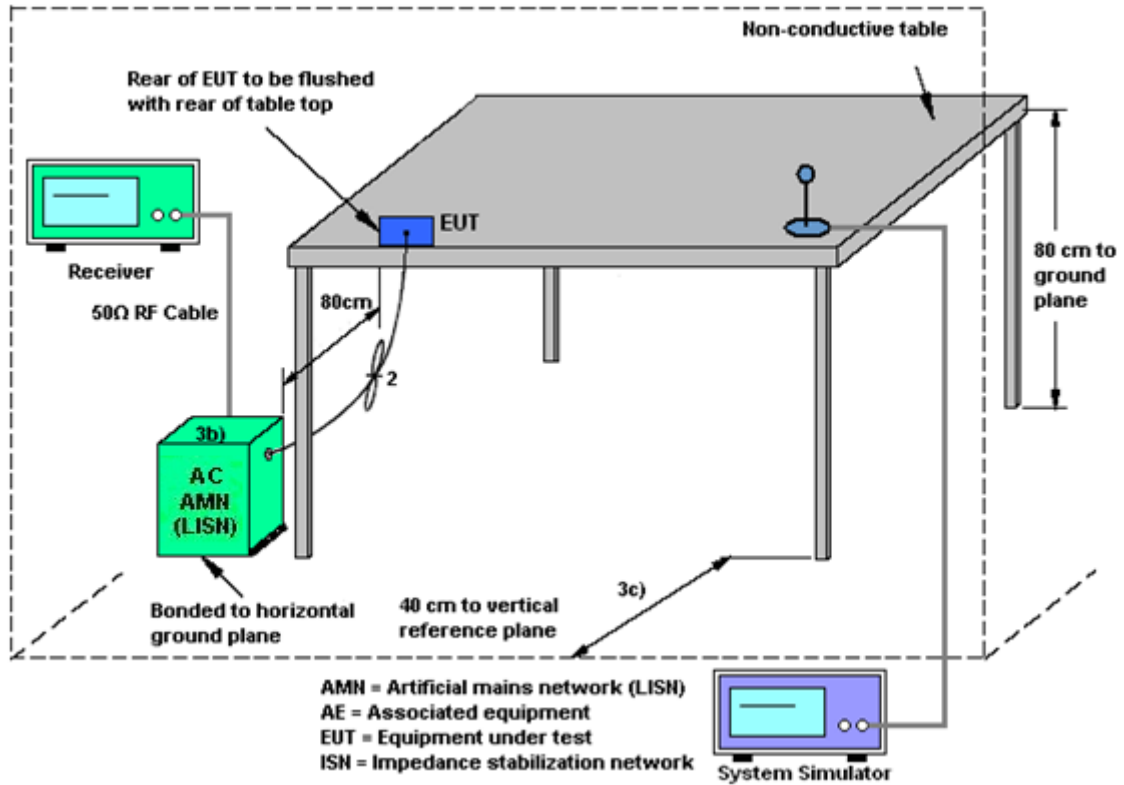
#### 3.6.2 Measuring Instruments

The section 4.0 of List of Measuring Equipment of this test report is used for test.

#### 3.6.3 Test Procedures

1. The EUT was placed 0.4 meter from the conducting wall of the shielding room was kept at least 80 centimeters from any other grounded conducting surface.
2. Connect EUT to the power mains through a line impedance stabilization network (LISN).
3. All the support units are connecting to the other LISN.
4. The LISN provides 50 ohm coupling impedance for the measuring instrument.
5. The FCC states that a 50 ohm, 50 microhenry LISN should be used.
6. Both sides of AC line were checked for maximum conducted interference.
7. The frequency range from 150 kHz to 30 MHz was searched.
8. Set the test-receiver system to Peak Detect Function and specified bandwidth (IF Bandwidth = 9kHz) with Maximum Hold Mode. Then measurement is also conducted by Average Detector and Quasi-Peak Detector Function respectively.

### 3.6.4 Test Setup



### 3.6.5 Test Result of AC Conducted Emission

Please refer to Appendix B.



## **3.7 Antenna Requirements**

### **3.7.1 Standard Applicable**

If directional gain of transmitting antennas is greater than 6dBi, the power shall be reduced by the same level in dB comparing to gain minus 6dBi. The use of a permanently attached antenna or of an antenna that uses a unique coupling to the intentional radiator shall be considered sufficient to comply with the rule.

### **3.7.2 Antenna Anti-Replacement Construction**

An embedded-in antenna design is used.

### **3.7.3 Antenna Gain**

The antenna peak gain of EUT is less than 6 dBi. Therefore, it is not necessary to reduce maximum peak output power limit.



## 4 List of Measuring Equipment

Instrument	Manufacturer	Model No.	Serial No.	Characteristics	Calibration Date	Test Date	Due Date	Remark
EMI Test Receiver	Keysight	N9038A	MY564000 04	3Hz~8.5GHz;M ax 30dBm	Oct. 16, 2024	Jul. 11, 2025	Oct. 15, 2025	Radiation (03CH08-KS)
EXA Spectrum Analyzer	Keysight	N9010B	MY574410 79	10Hz-44GHz	Oct. 09, 2024	Jul. 11, 2025	Oct. 08, 2025	Radiation (03CH08-KS)
Loop Antenna	R&S	HFH2-Z2E	101125	9kHz~30MHz	Sep. 08, 2024	Jul. 11, 2025	Sep. 07, 2025	Radiation (03CH08-KS)
Bilog Antenna	TESEQ	CBL 6111D	59915	30MHz-1GHz	Aug. 18, 2024	Jul. 11, 2025	Aug.17, 2025	Radiation (03CH08-KS)
Double Ridge Horn Antenna	ETS-Lindgren	3117	00240138	1GHz~18GHz	Jun. 26, 2025	Jul. 11, 2025	Jun. 20, 2026	Radiation (03CH08-KS)
high gain Amplifier	EM	EM01G18GA	060890	1Ghz-18Ghz	Jul. 23, 2024	Jul. 11, 2025	Jul. 22, 2025	Radiation (03CH08-KS)
SHF-EHF Horn	Com-power	AH-840	101115	18GHz~40GHz	Oct. 22, 2024	Jul. 11, 2025	Oct. 21, 2025	Radiation (03CH08-KS)
Amplifier	SONOMA	310N	380826	9KHz-1GHz	Jul. 02, 2025	Jul. 11, 2025	Jul. 01, 2026	Radiation (03CH08-KS)
Amplifier	Keysight	83017A	MY532704 17	500MHz~26.5G Hz	Oct. 09, 2024	Jul. 11, 2025	Oct. 08, 2025	Radiation (03CH08-KS)
Amplifier	EM	EM18G40GG A	060737	18~40GHz	Jan. 03, 2025	Jul. 11, 2025	Jan. 02, 2026	Radiation (03CH08-KS)
AC Power Source	Chroma	61601	616010002 473	N/A	NCR	Jul. 11, 2025	NCR	Radiation (03CH08-KS)
Turn Table	EM	EM 1000-T	N/A	0~360 degree	NCR	Jul. 11, 2025	NCR	Radiation (03CH08-KS)
Antenna Mast	EM	EM 1000-A	N/A	1 m~4 m	NCR	Jul. 11, 2025	NCR	Radiation (03CH08-KS)
Spectrum Analyzer	R&S	FSV40	101040	10Hz~40GHz	Oct. 10, 2024	Jul. 02, 2025	Oct. 09, 2025	Conducted (TH01-KS)
Pulse Power Senor	Anritsu	MA2411B	0917070	300MHz~40GH z	Jan. 02, 2025	Jul. 02, 2025	Jan. 01, 2026	Conducted (TH01-KS)
Power Meter	Anritsu	ML2495A	1005002	50MHz Bandwidth	Jan. 02, 2025	Jul. 02, 2025	Jan. 01, 2026	Conducted (TH01-KS)
EMI Receiver	R&S	ESCI7	100768	9kHz~7GHz;	Apr. 16, 2025	Jul. 31, 2025	Apr. 15, 2026	Conduction (CO01-KS)
AC LISN (for auxiliary equipment)	MessTec	AN3016	060103	9kHz~30MHz	Aug. 20, 2024	Jul. 31, 2025	Aug. 19, 2025	Conduction (CO01-KS)
AC LISN	MessTec	AN3016	060105	9kHz~30MHz	Dec. 24, 2024	Jul. 31, 2025	Dec. 23, 2025	Conduction (CO01-KS)
AC Power Source	Chroma	61602	ABP00000 0811	AC 0V~300V, 45Hz~1000Hz	Oct. 09, 2024	Jul. 31, 2025	Oct. 08, 2025	Conduction (CO01-KS)

NCR: No Calibration Required



## 5 Measurement Uncertainty

The measurement uncertainties shown below were calculated in accordance with the requirements of ANSI 63.10-2013. All the measurement uncertainty value were shown with a coverage K=2 to indicate 95% level of confidence. The measurement data show herein meets or exceeds the CISPR measurement uncertainty values specified in CISPR 16-4-2 and can be compared directly to specified limit to determine compliance.

### Uncertainty of Conducted Measurement

Conducted Spurious Emission & Bandedge	±2.00 dB
Occupied Channel Bandwidth	±0.384%
Conducted Power	±0.90 dB
Conducted Power Spectral Density	±0.90 dB
Frequency	±0.38 Hz

### Uncertainty of AC Conducted Emission Measurement (0.15 MHz ~ 30 MHz)

Measuring Uncertainty for a Level of Confidence of 95% (U = 2Uc(y))	2.84 dB
---	---------

### Uncertainty of Radiated Emission Measurement (9 KHz ~ 30 MHz)

Measuring Uncertainty for a Level of Confidence of 95% (U = 2Uc(y))	3.3 dB
---	--------

### Uncertainty of Radiated Emission Measurement (30 MHz ~ 1000 MHz)

Measuring Uncertainty for a Level of Confidence of 95% (U = 2Uc(y))	6.2 dB
---	--------

### Uncertainty of Radiated Emission Measurement (1 GHz ~ 18 GHz)

Measuring Uncertainty for a Level of Confidence of 95% (U = 2Uc(y))	4.88 dB
---	---------

### Uncertainty of Radiated Emission Measurement (18 GHz ~ 40 GHz)

Measuring Uncertainty for a Level of Confidence of 95% (U = 2Uc(y))	5.36 dB
---	---------

----- THE END -----



## **Appendix A. Conducted Test Results**



Ambient Condition: <u>25</u> °C, <u>45</u> %RH
According Standard: ■Part15C
Test Date: <u>2025.7.2</u> Test Engineer: <u>Zhu Chong</u>

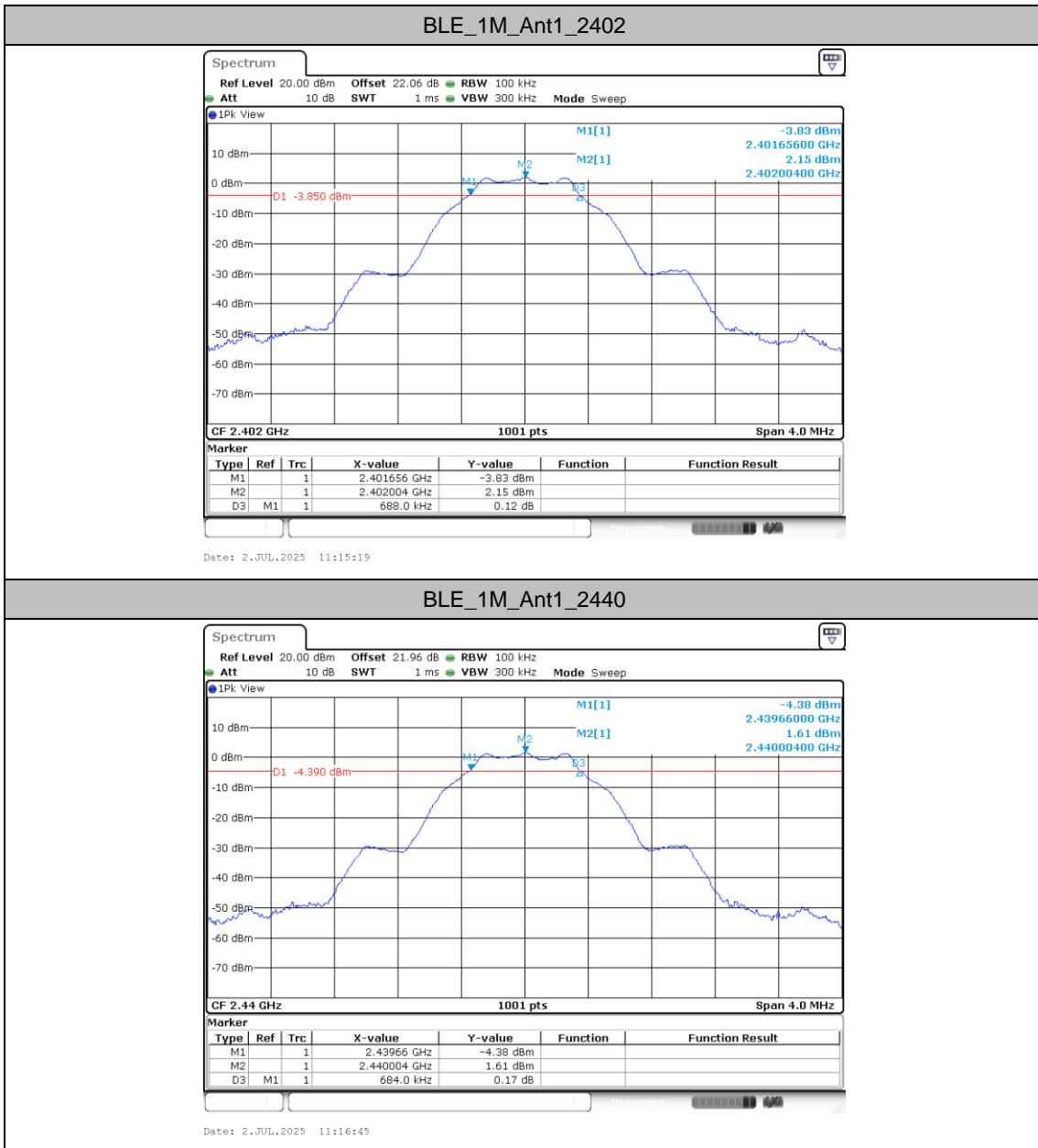
### DTS Bandwidth

#### Test Result

TestMode	Antenna	Freq(MHz)	DTS BW [MHz]	FL[MHz]	FH[MHz]	Limit[MHz]	Verdict
BLE_1M	Ant1	2402	0.69	2401.66	2402.34	0.5	PASS
		2440	0.68	2439.66	2440.34	0.5	PASS
		2480	0.68	2479.66	2480.34	0.5	PASS
BLE_2M	Ant1	2404	1.17	2403.42	2404.59	0.5	PASS
		2440	1.17	2439.42	2440.60	0.5	PASS
		2478	1.17	2477.42	2478.60	0.5	PASS

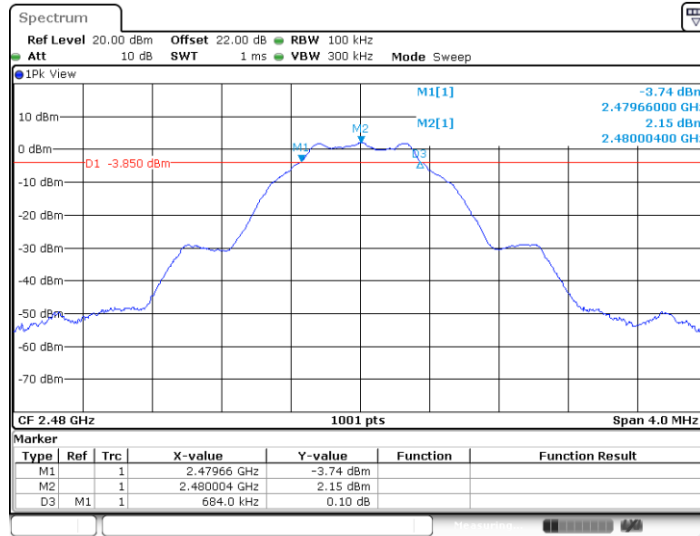


Test Graphs



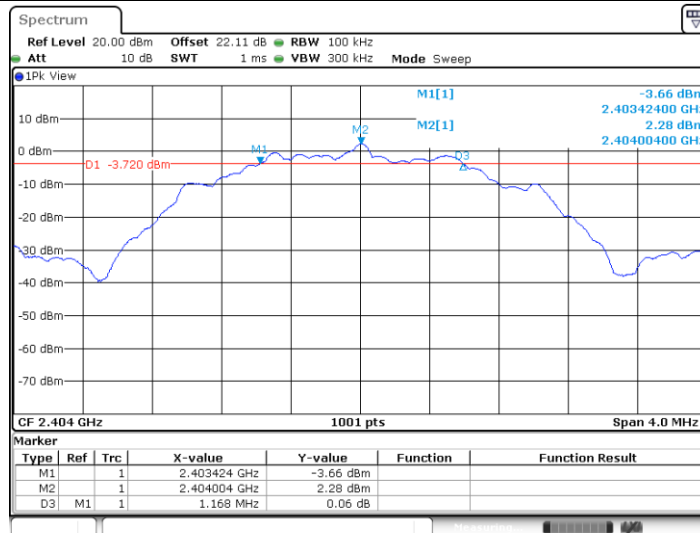


BLE\_1M\_Ant1\_2480



Date: 2.JUL.2025 11:17:52

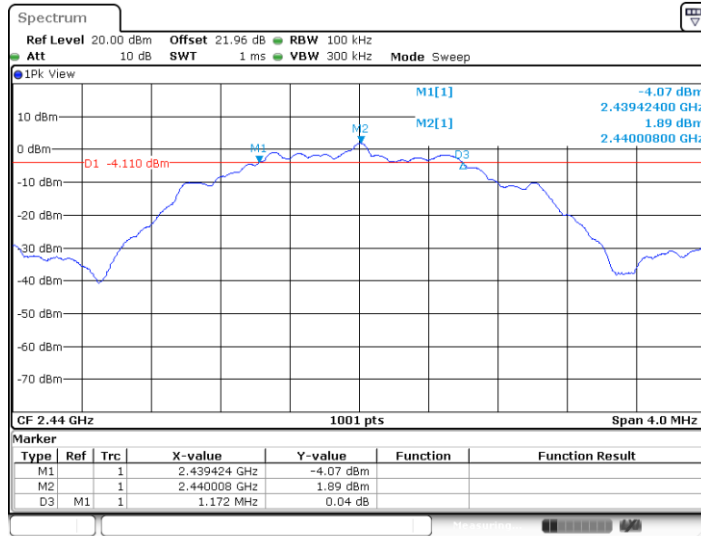
BLE\_2M\_Ant1\_2404



Date: 2.JUL.2025 11:27:15

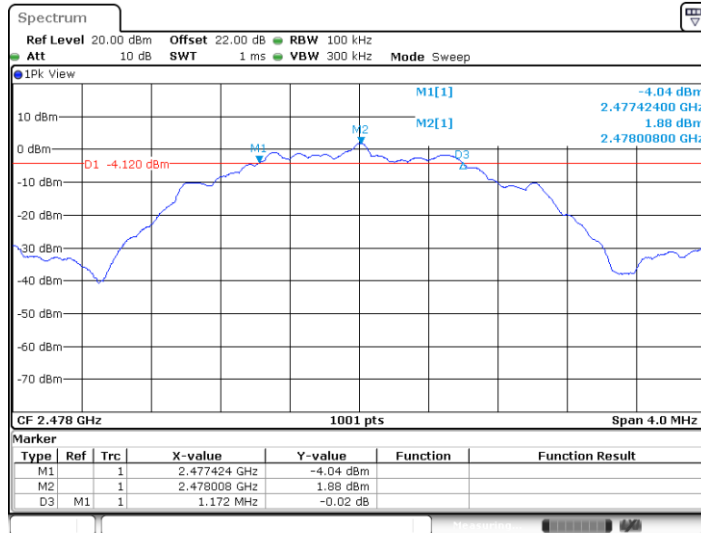


BLE\_2M\_Ant1\_2440



Date: 2.JUL.2025 11:28:39

BLE\_2M\_Ant1\_2478



Date: 2.JUL.2025 11:29:46



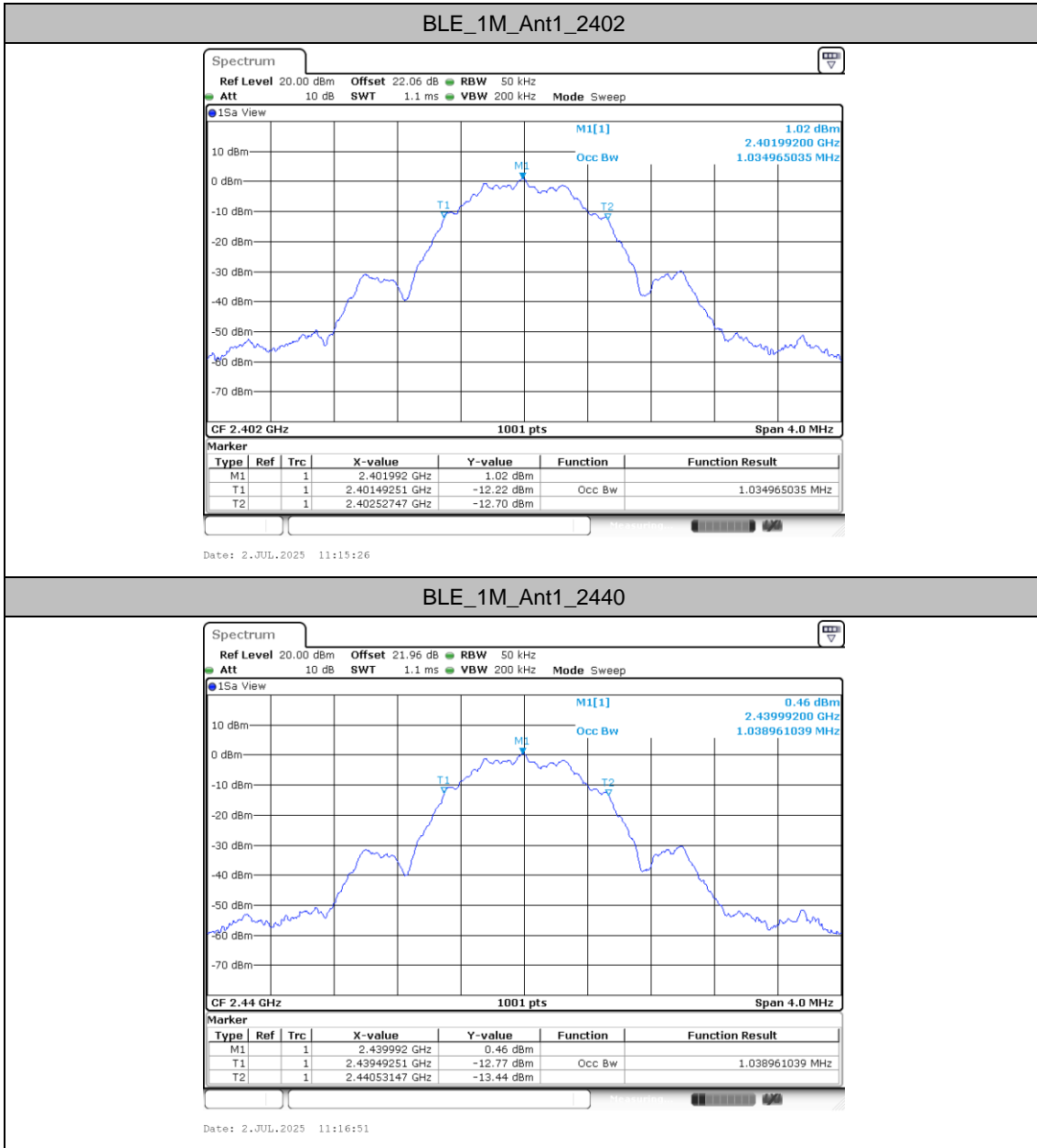
## Occupied Channel Bandwidth

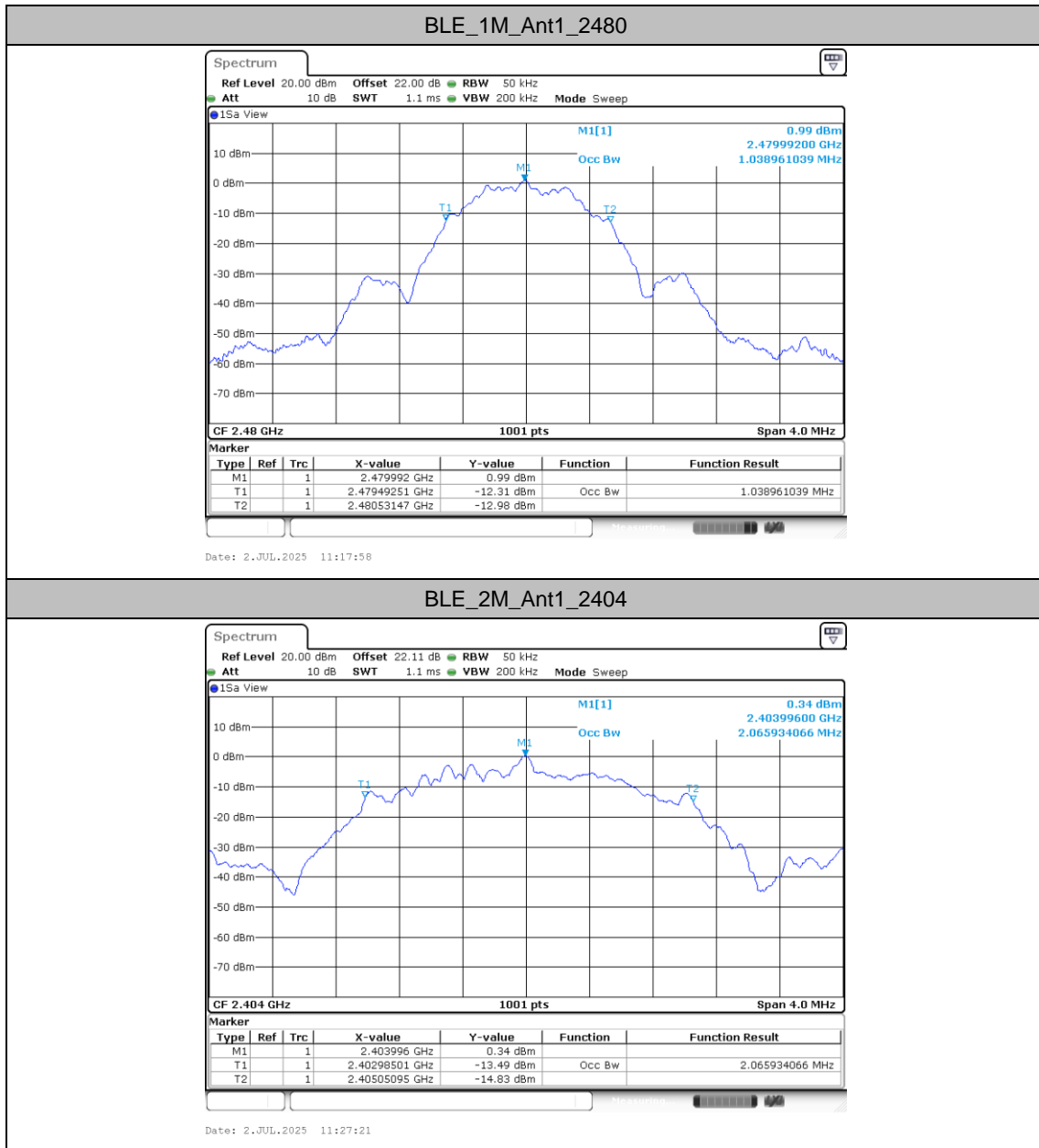
### Test Result

TestMode	Antenna	Freq(MHz)	OCB [MHz]	FL[MHz]	FH[MHz]	Limit[MHz]	Verdict
BLE_1M	Ant1	2402	1.035	2401.4925	2402.5275	---	---
		2440	1.039	2439.4925	2440.5315	---	---
		2480	1.039	2479.4925	2480.5315	---	---
BLE_2M	Ant1	2404	2.066	2402.9850	2405.0509	---	---
		2440	2.066	2438.9850	2441.0509	---	---
		2478	2.066	2476.9850	2479.0509	---	---



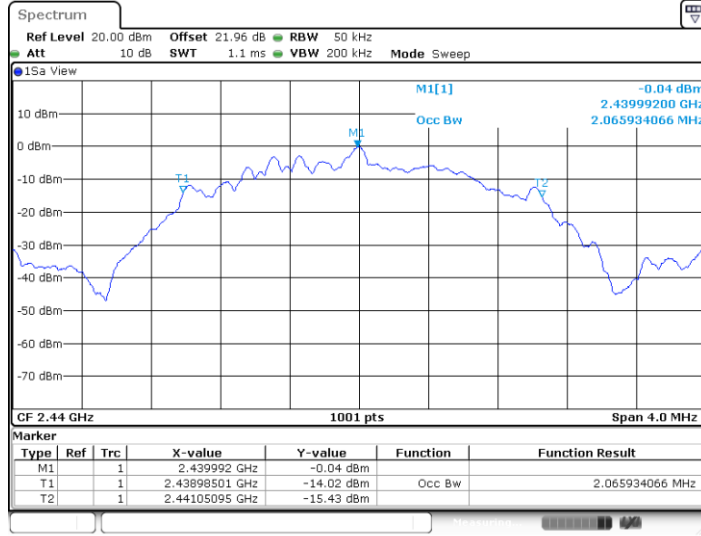
Test Graphs





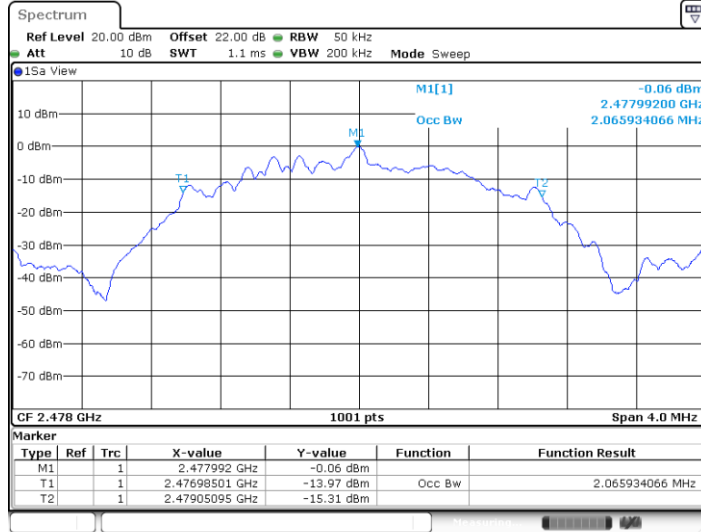


BLE\_2M\_Ant1\_2440



Date: 2.JUL.2025 11:28:45

BLE\_2M\_Ant1\_2478



Date: 2.JUL.2025 11:29:52



### Maximum conducted output power

#### Test Result Peak

TestMode	Antenna	CH.	Peak Conducted Power (dBm)	Conducted Power Limit	DG (dBi)	EIRP Power (dBm)	EIRP Power Limit	Pass/Fail	Power Setting
BLE1M	Ant1	0	3.02	30.00	-3	0.02	36.00	Pass	Default
		19	2.84	30.00	-3	-0.16	36.00	Pass	Default
		39	<b>3.15</b>	30.00	-3	<b>0.15</b>	36.00	Pass	Default
BLE2M	Ant1	1	<b>3.16</b>	30.00	-3	<b>0.16</b>	36.00	Pass	Default
		19	2.94	30.00	-3	-0.06	36.00	Pass	Default
		38	3.15	30.00	-3	0.15	36.00	Pass	Default

#### Test Result Average

TestMode	Antenna	CH.	Duty Factor (dB)	Average Conducted Power (dBm)	Power Setting
BLE1M	Ant1	0	2.10	2.94	Default
		19	2.10	2.73	Default
		39	2.10	<b>3.00</b>	Default
BLE2M	Ant1	1	4.92	3.13	Default
		19	4.92	2.91	Default
		38	4.92	<b>3.14</b>	Default

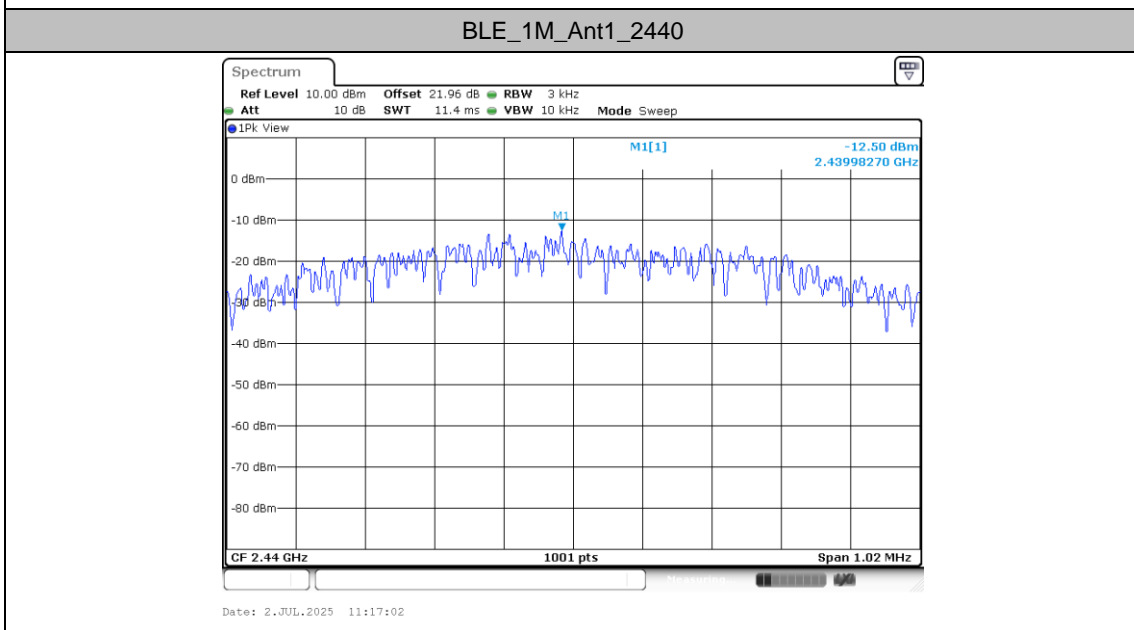
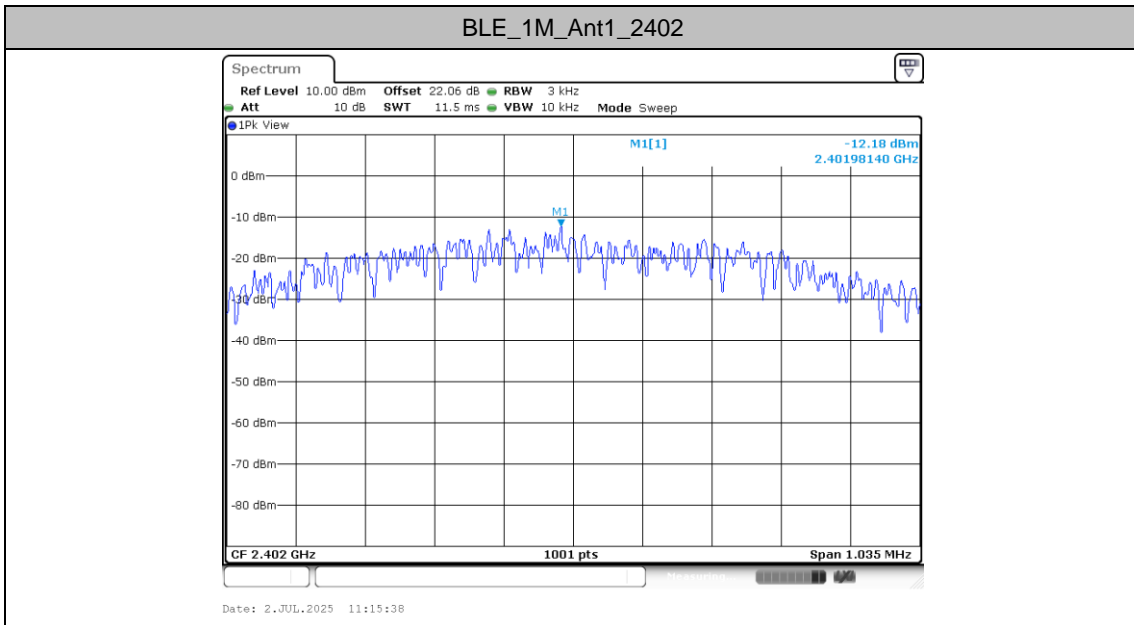
### Maximum power spectral density

#### Test Result

TestMode	Antenna	Freq(MHz)	Result[dBm/3kHz]	Limit[dBm/3kHz]	Verdict
BLE_1M	Ant1	2402	-12.18	≤8.00	PASS
		2440	-12.5	≤8.00	PASS
		2480	-12.18	≤8.00	PASS
BLE_2M	Ant1	2404	-14.55	≤8.00	PASS
		2440	-15	≤8.00	PASS
		2478	-14.93	≤8.00	PASS

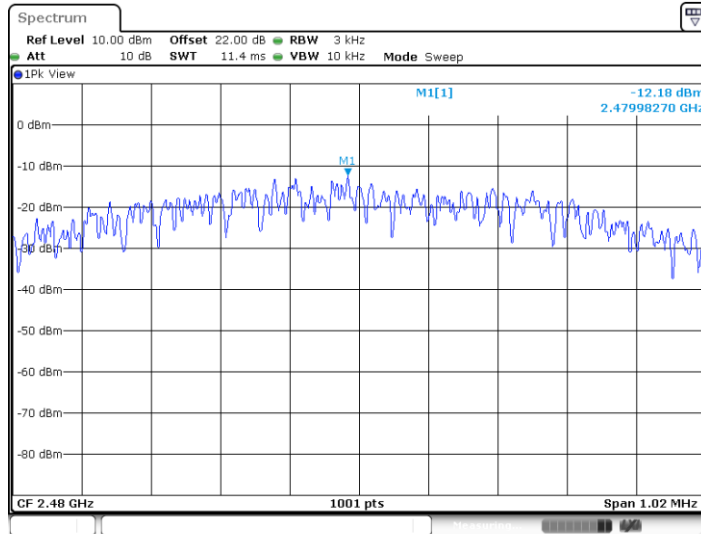


### Test Graphs



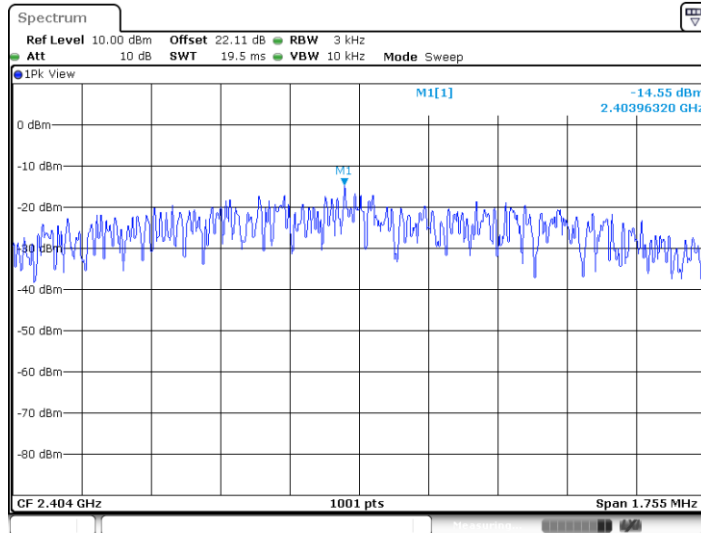


BLE\_1M\_Ant1\_2480



Date: 2.JUL.2025 11:18:09

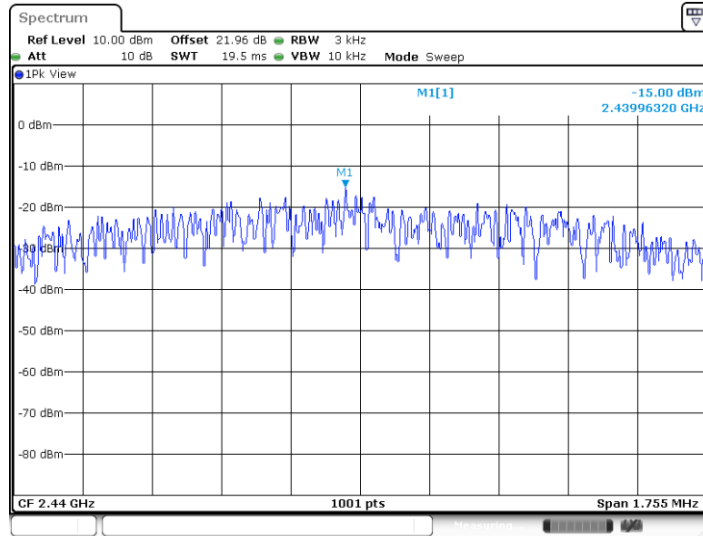
BLE\_2M\_Ant1\_2404



Date: 2.JUL.2025 11:27:33

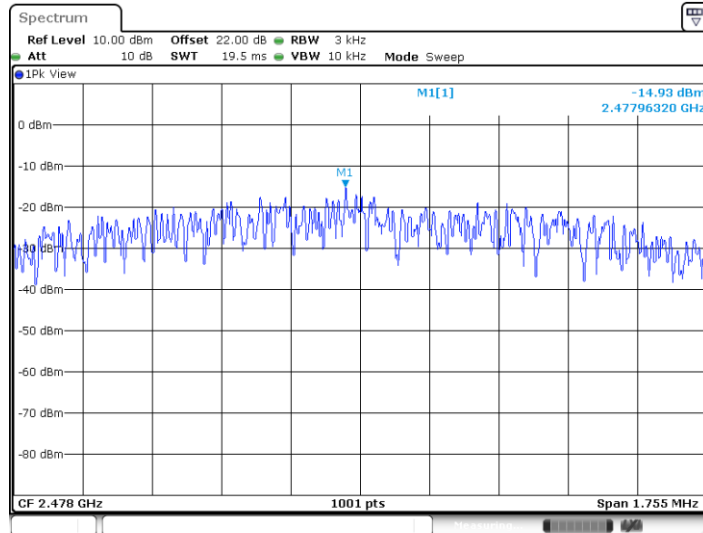


BLE\_2M\_Ant1\_2440



Date: 2.JUL.2025 11:28:56

BLE\_2M\_Ant1\_2478



Date: 2.JUL.2025 11:30:04



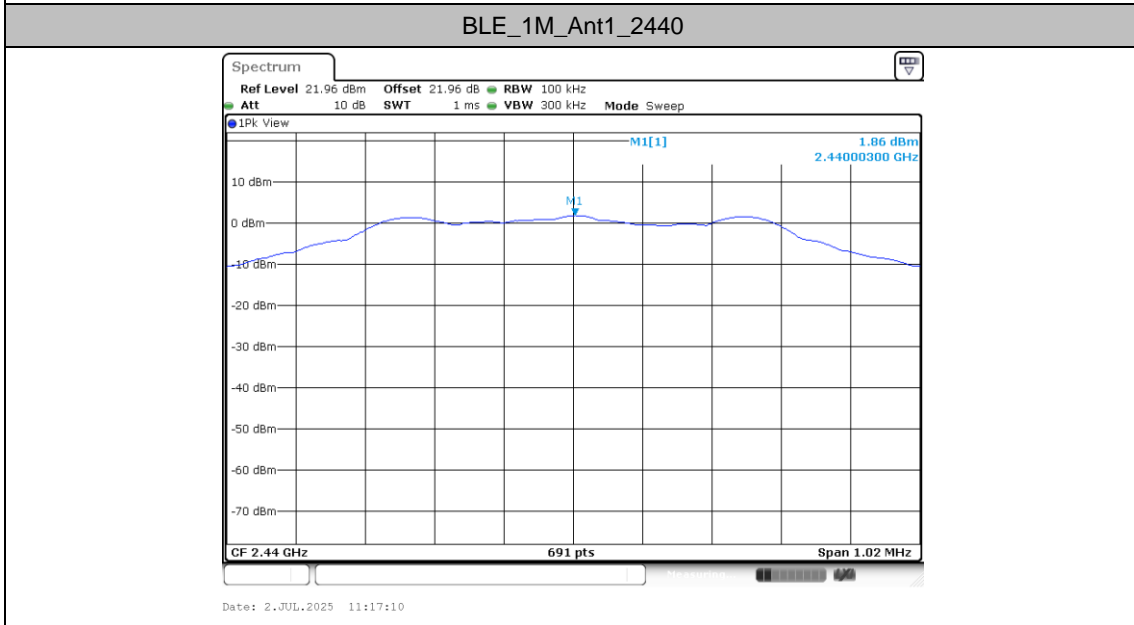
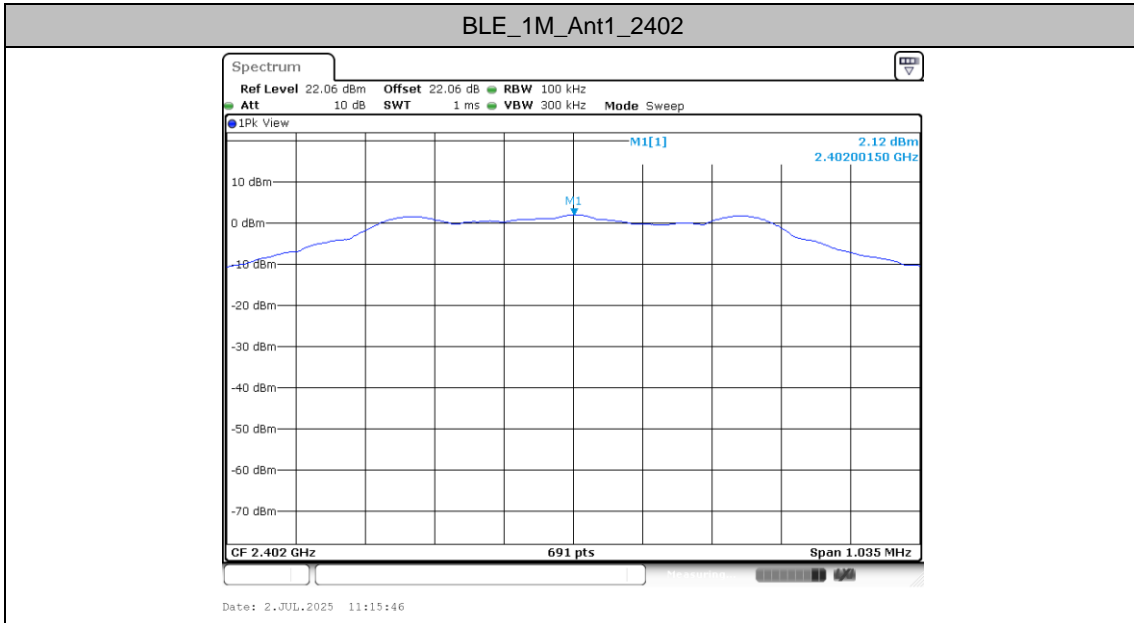
## Reference level measurement

### Test Result

TestMode	Antenna	Freq(MHz)	Max.Point[MHz]	Result[dBm/100KHz]
BLE_1M	Ant1	2402	2402.00	2.12
		2440	2440.00	1.86
		2480	2480.00	2.15
BLE_2M	Ant1	2404	2404.00	2.28
		2440	2440.01	1.83
		2478	2478.01	1.93

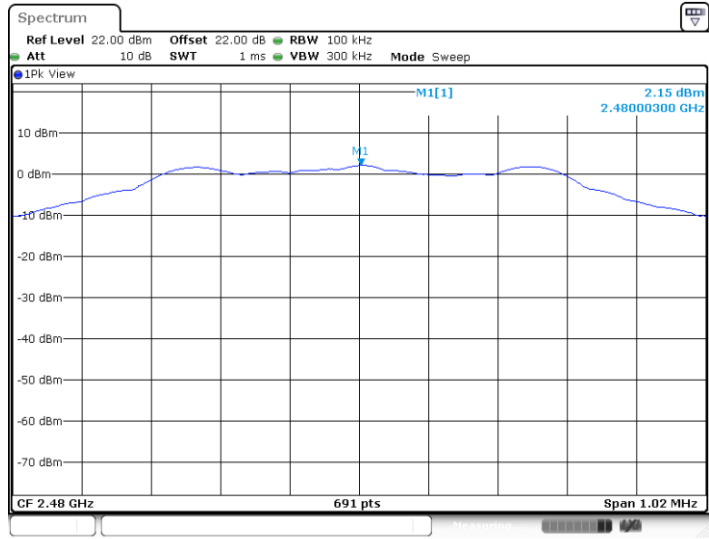


Test Graphs



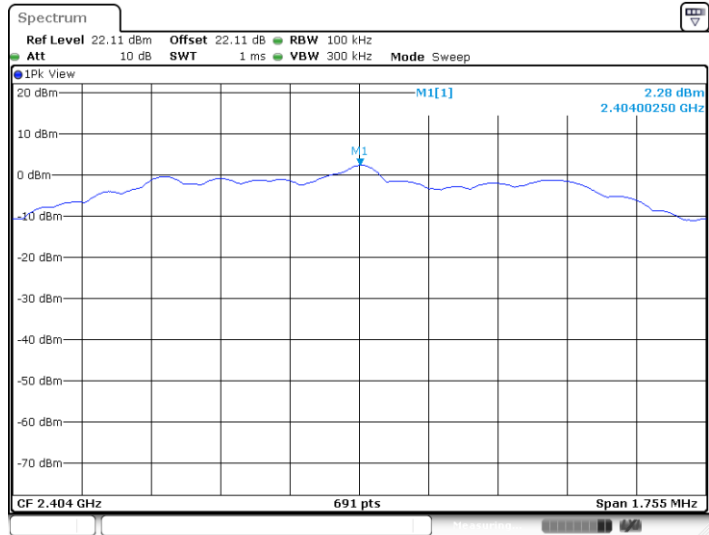


BLE\_1M\_Ant1\_2480



Date: 2.JUL.2025 11:18:17

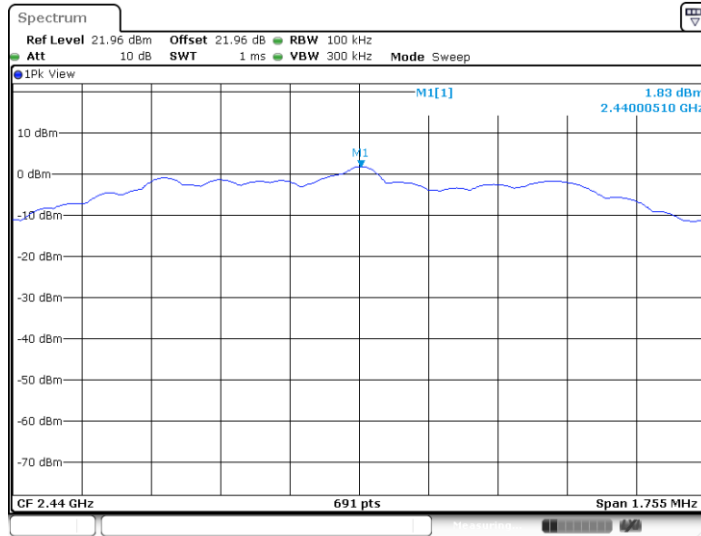
BLE\_2M\_Ant1\_2404



Date: 2.JUL.2025 11:27:41

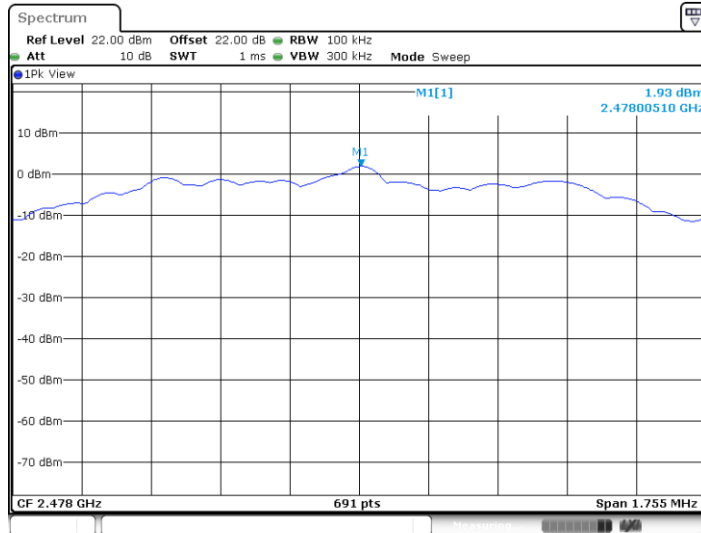


BLE\_2M\_Ant1\_2440



Date: 2.JUL.2025 11:29:05

BLE\_2M\_Ant1\_2478



Date: 2.JUL.2025 11:30:12



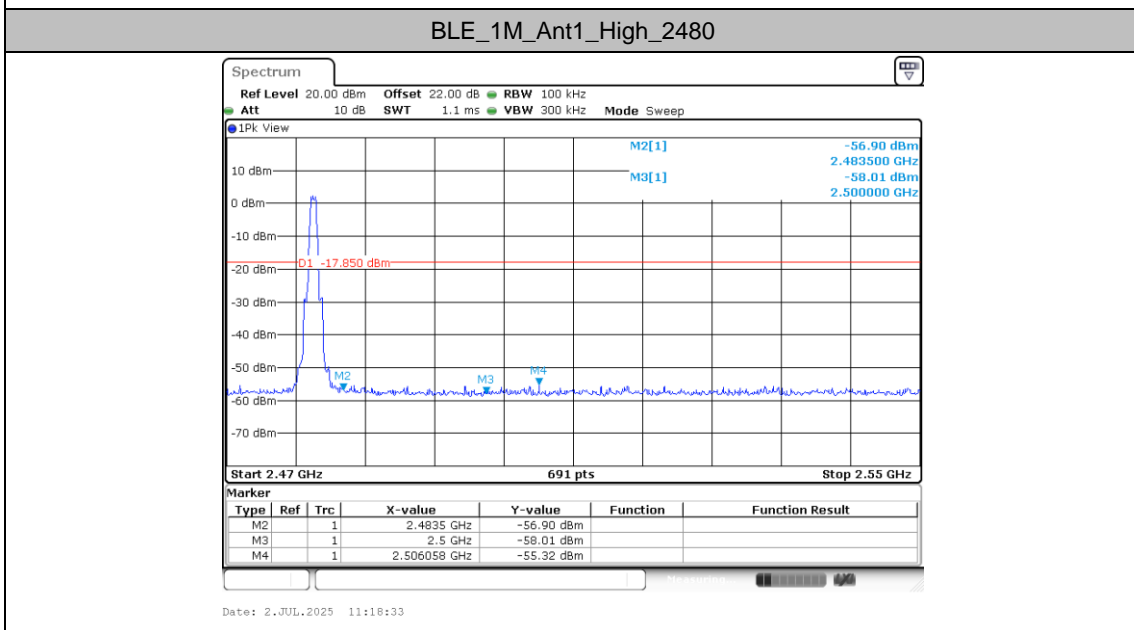
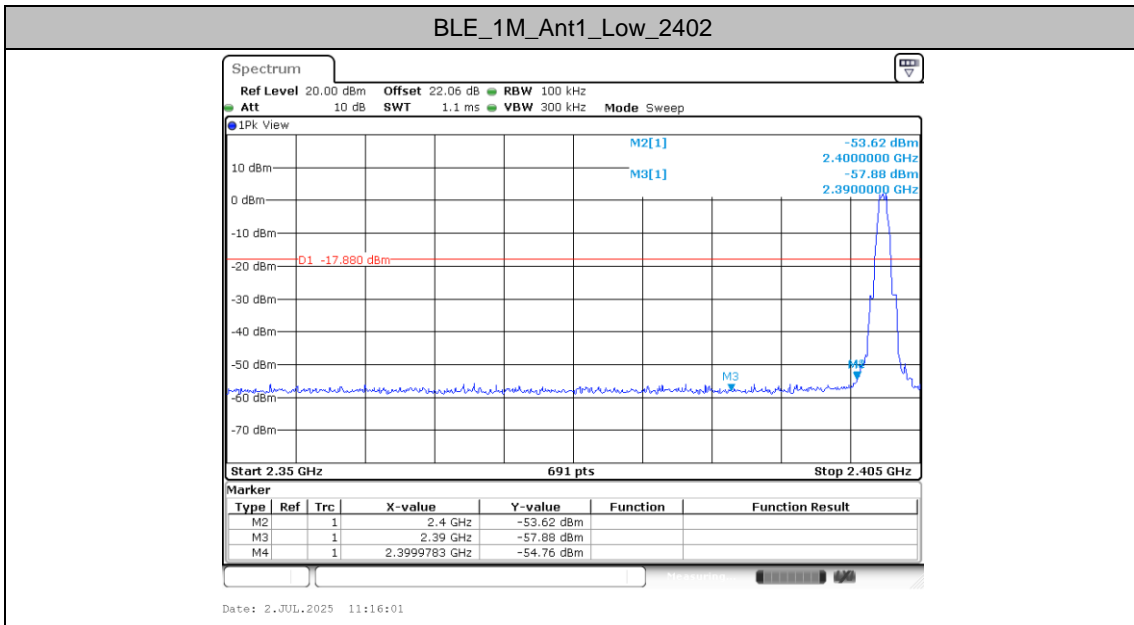
## Band edge measurements

### Test Result

TestMode	Antenna	ChName	Freq(MHz)	RefLevel[dBm /100KHz]	Result[dBm /100KHz]	Limit[dBm /100KHz]	Verdict
BLE_1M	Ant1	Low	2402	2.12	-54.76	≤-17.88	PASS
		High	2480	2.15	-55.32	≤-17.85	PASS
BLE_2M	Ant1	Low	2404	2.28	-54.87	≤-17.72	PASS
		High	2478	1.93	-55.4	≤-18.07	PASS

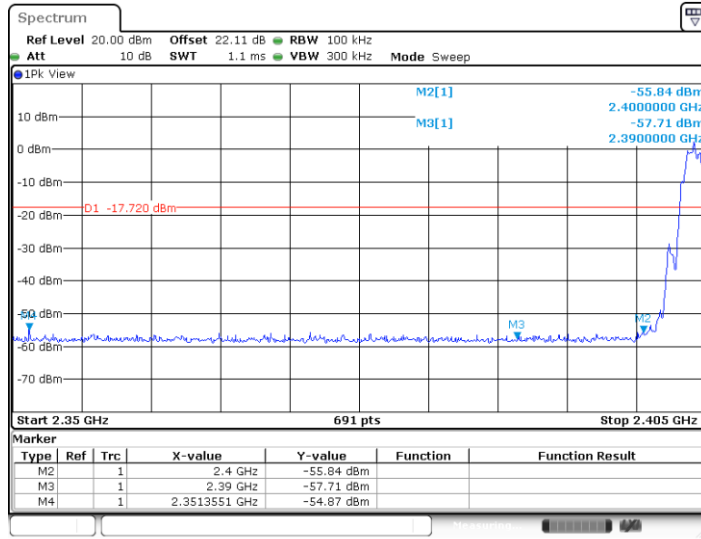


Test Graphs

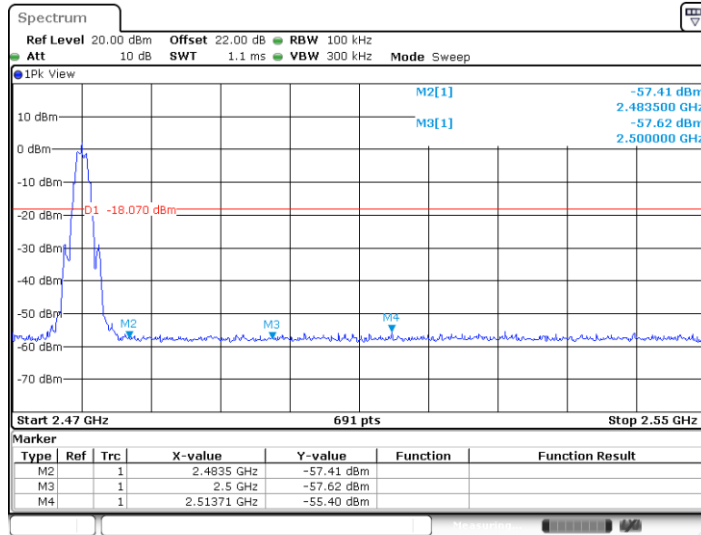




BLE\_2M\_Ant1\_Low\_2404



BLE\_2M\_Ant1\_High\_2478





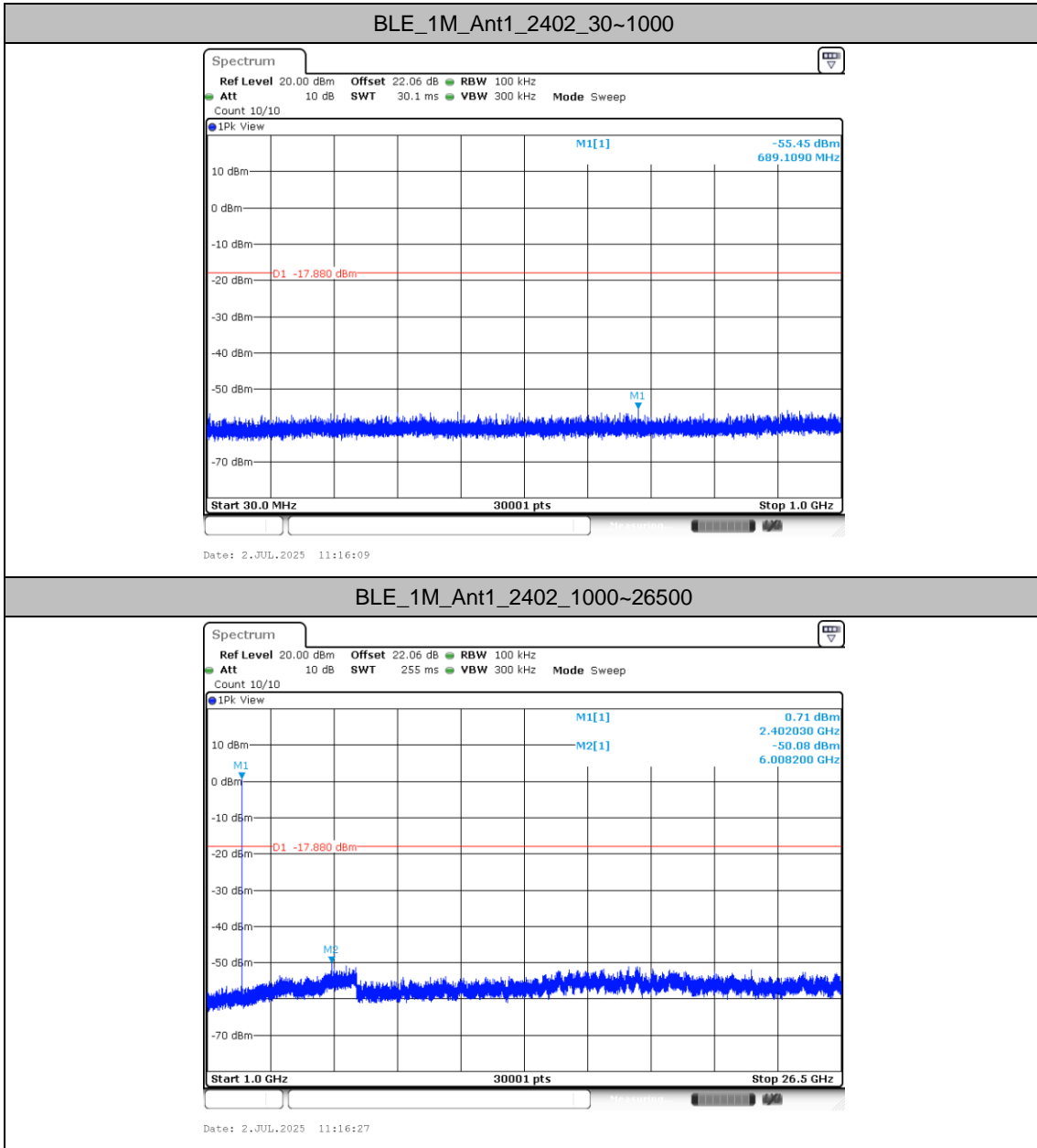
### Conducted Spurious Emission

#### Test Result

TestMode	Antenna	Freq(MHz)	FreqRange [MHz]	RefLevel [dBm/100KHz]	Result [dBm/100KHz]	Limit [dBm/100KHz]	Verdict
BLE_1M	Ant1	2402	30~1000	2.12	-55.45	≤-17.88	PASS
			1000~26500	2.12	-50.08	≤-17.88	PASS
		2440	30~1000	1.86	-55.99	≤-18.14	PASS
			1000~26500	1.86	-50.74	≤-18.14	PASS
		2480	30~1000	2.15	-56.05	≤-17.85	PASS
			1000~26500	2.15	-50.71	≤-17.85	PASS
BLE_2M	Ant1	2404	30~1000	2.28	-54.99	≤-17.72	PASS
			1000~26500	2.28	-50.39	≤-17.72	PASS
		2440	30~1000	1.83	-55.68	≤-18.17	PASS
			1000~26500	1.83	-50.67	≤-18.17	PASS
		2478	30~1000	1.93	-55.25	≤-18.07	PASS
			1000~26500	1.93	-50.85	≤-18.07	PASS

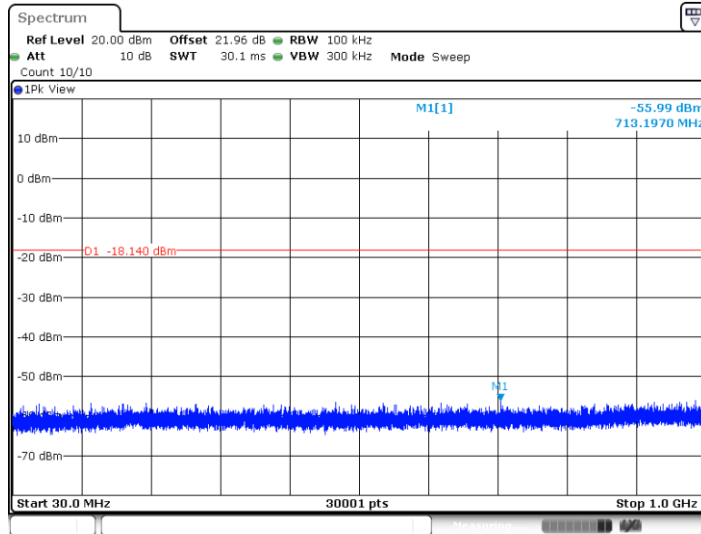


Test Graphs

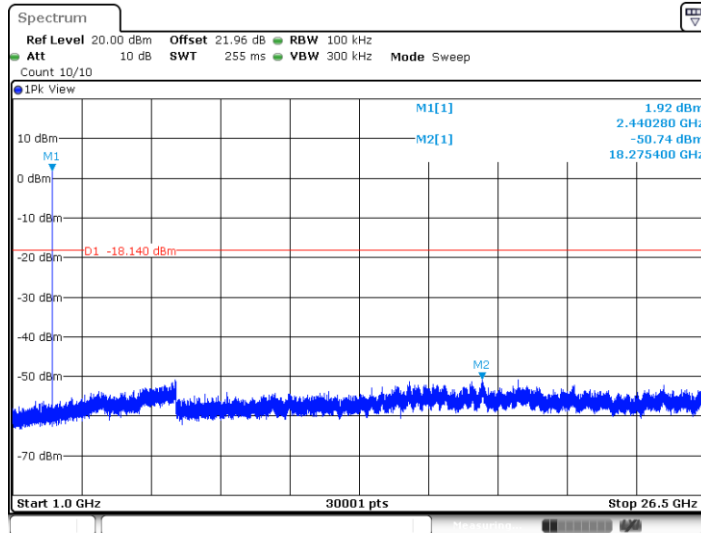


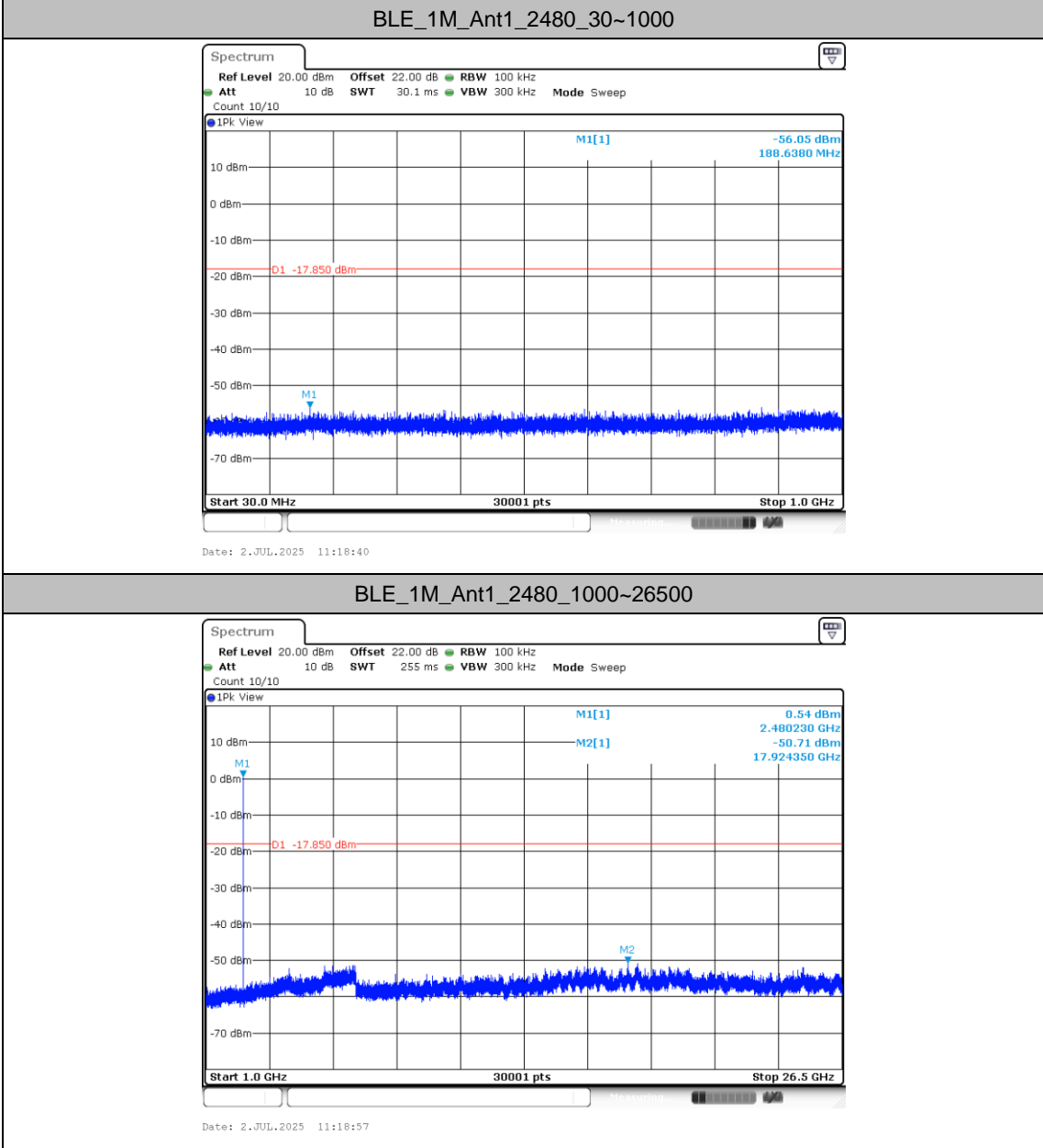


BLE\_1M\_Ant1\_2440\_30~1000



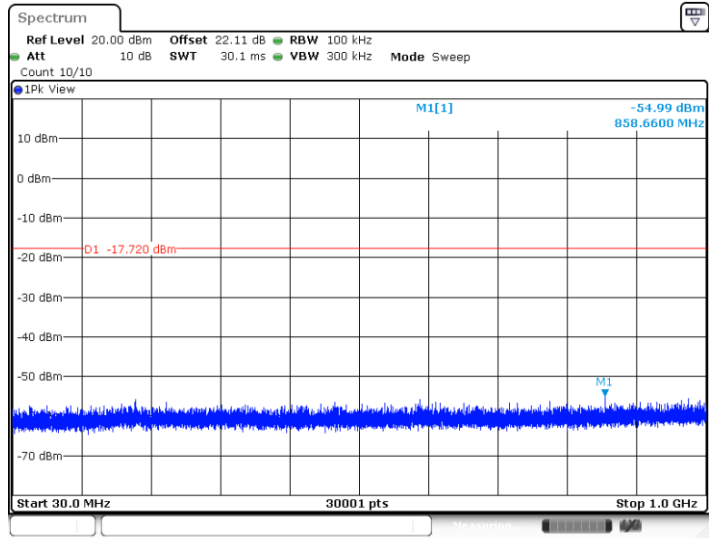
BLE\_1M\_Ant1\_2440\_1000~26500





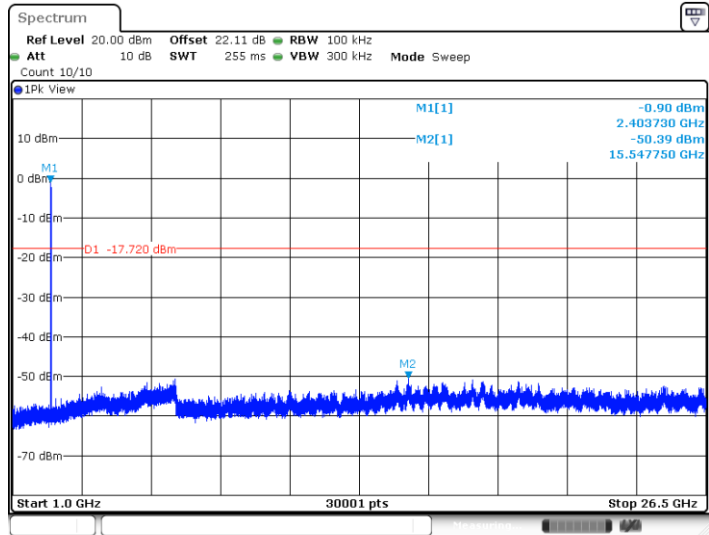


BLE\_2M\_Ant1\_2404\_30~1000



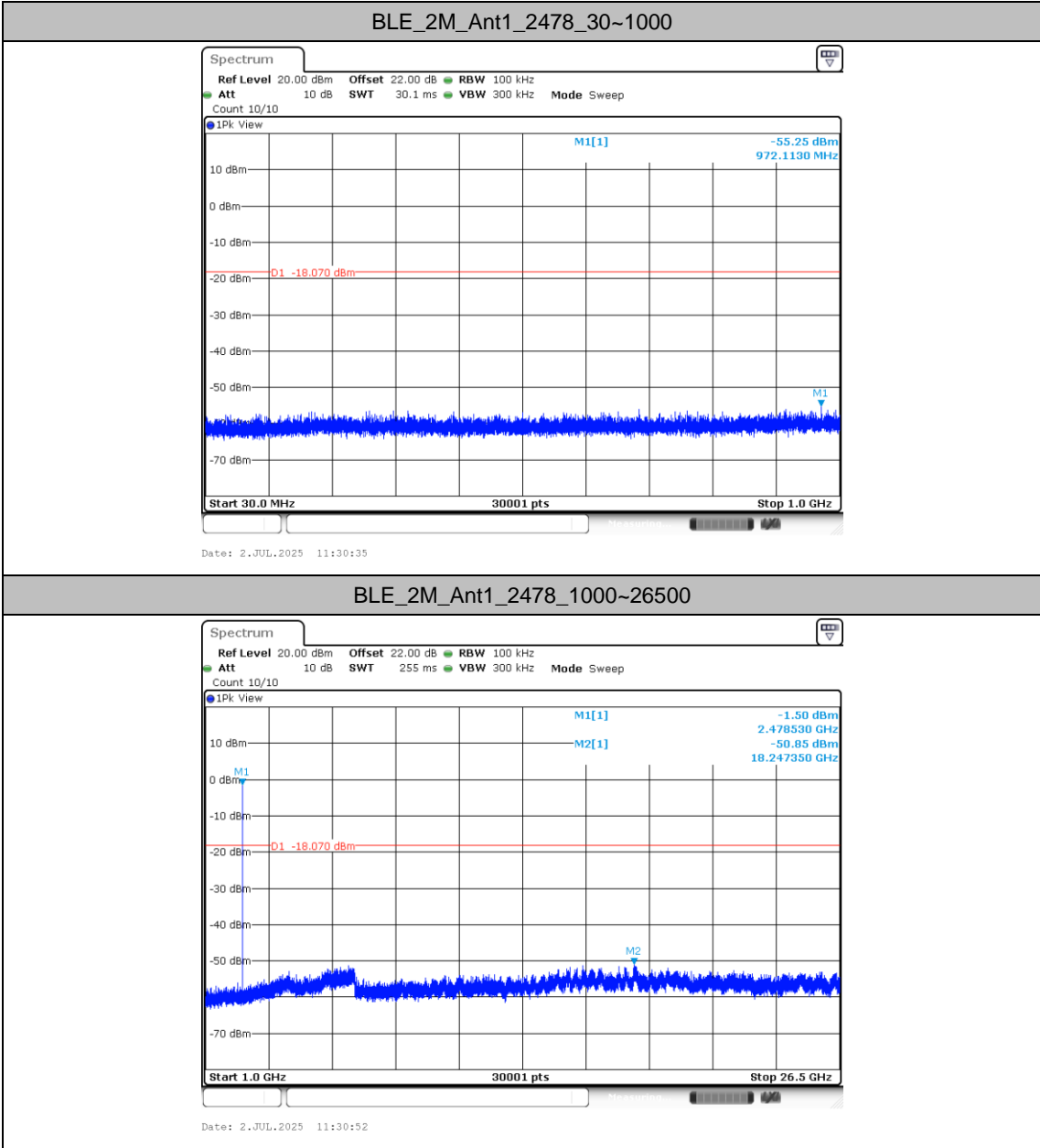
Date: 2.JUL.2025 11:28:03

BLE\_2M\_Ant1\_2404\_1000~26500



Date: 2.JUL.2025 11:28:20

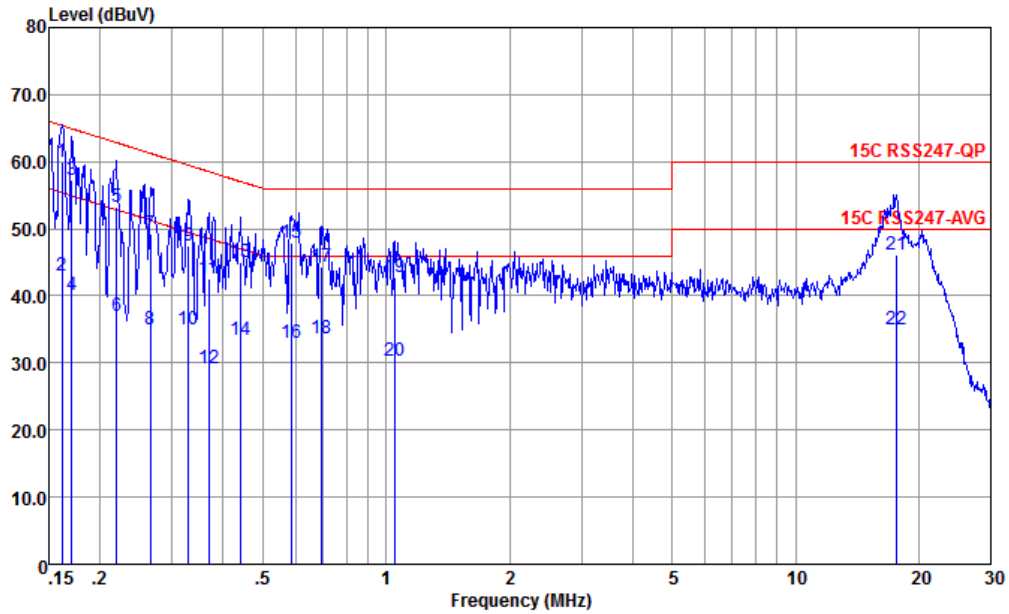






## Appendix B. AC Conducted Emission Test Results

Test Engineer :	Amos	Temperature :	25.3~26.2°C
		Relative Humidity :	38~40%
Test Voltage :	120Vac / 60Hz	Phase :	Line
Remark :	All emissions not reported here are more than 10 dB below the prescribed limit.		

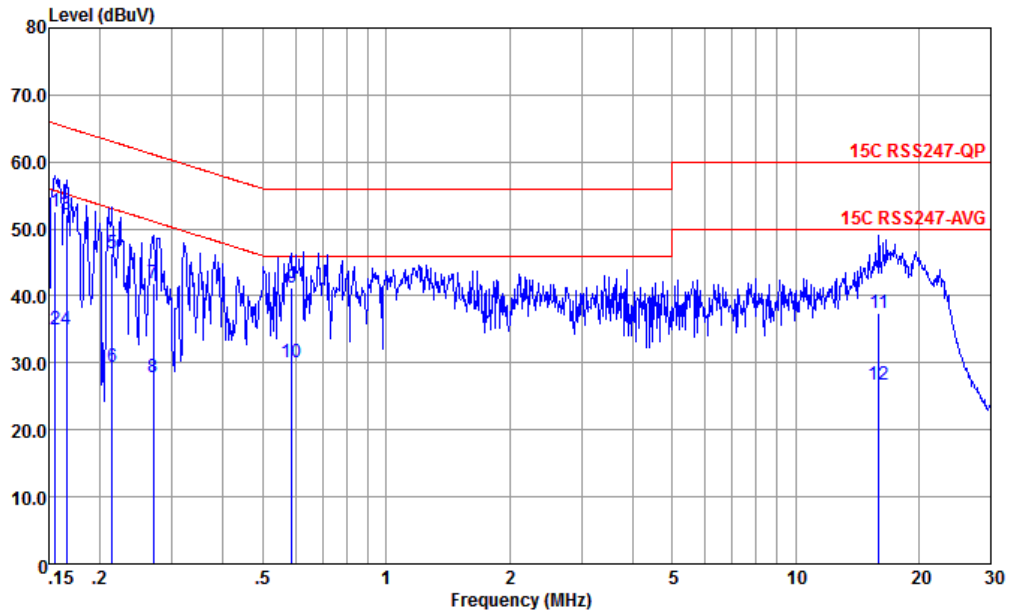


Site : CO01-KS  
 Condition : 15C RSS247-QP LISN-060105-L 24+80 LINE

	Freq	Level	Over	Limit	Read	LISN	Cable	Remark
	MHz	dBuV	Limit	Line	Level	Factor	Loss	
			dB	dBuV	dBuV	dB	dB	
1 *	0.162	59.99	-5.39	65.38	49.30	0.24	10.45	QP
2	0.162	42.99	-12.39	55.38	32.30	0.24	10.45	Average
3	0.170	57.30	-7.64	64.94	46.60	0.25	10.45	QP
4	0.170	40.00	-14.94	54.94	29.30	0.25	10.45	Average
5	0.220	53.23	-9.60	62.83	42.51	0.26	10.46	QP
6	0.220	37.03	-15.80	52.83	26.31	0.26	10.46	Average
7	0.266	49.27	-11.98	61.25	38.51	0.29	10.47	QP
8	0.266	34.97	-16.28	51.25	24.21	0.29	10.47	Average
9	0.329	47.41	-12.08	59.49	36.60	0.33	10.48	QP
10	0.329	35.01	-14.48	49.49	24.20	0.33	10.48	Average
11	0.369	42.63	-15.89	58.52	31.80	0.34	10.49	QP
12	0.369	29.13	-19.39	48.52	18.30	0.34	10.49	Average
13	0.442	45.01	-12.01	57.02	34.21	0.35	10.45	QP
14	0.442	33.41	-13.61	47.02	22.61	0.35	10.45	Average
15	0.589	47.94	-8.06	56.00	37.19	0.37	10.38	QP
16	0.589	33.04	-12.96	46.00	22.29	0.37	10.38	Average
17	0.697	44.32	-11.68	56.00	33.60	0.38	10.34	QP
18	0.697	33.62	-12.38	46.00	22.90	0.38	10.34	Average
19	1.049	42.86	-13.14	56.00	32.20	0.39	10.27	QP
20	1.049	30.26	-15.74	46.00	19.60	0.39	10.27	Average
21	17.661	46.11	-13.89	60.00	34.81	1.01	10.29	QP
22	17.661	34.91	-15.09	50.00	23.61	1.01	10.29	Average



Test Engineer :	Amos	Temperature :	25.3~26.2°C
		Relative Humidity :	38~40%
Test Voltage :	120Vac / 60Hz	Phase :	Neutral
Remark :	All emissions not reported here are more than 10 dB below the prescribed limit.		



Site : CO01-KS  
 Condition : 15C RSS247-QP LISN-060105-N 24+80 NEUTRAL

	Freq	Level	Over	Limit	Read	LISN	Cable	
	MHz	dBuV	Limit	Line	Level	Factor	Loss	Remark
			dB	dBuV	dBuV	dB	dB	
1	0.156	52.49	-13.20	65.69	41.80	0.24	10.45	QP
2	0.156	34.89	-20.80	55.69	24.20	0.24	10.45	Average
3 *	0.166	52.20	-12.96	65.16	41.50	0.25	10.45	QP
4	0.166	34.90	-20.26	55.16	24.20	0.25	10.45	Average
5	0.214	46.31	-16.74	63.05	35.60	0.25	10.46	QP
6	0.214	29.31	-23.74	53.05	18.60	0.25	10.46	Average
7	0.270	41.95	-19.17	61.12	31.20	0.28	10.47	QP
8	0.270	27.95	-23.17	51.12	17.20	0.28	10.47	Average
9	0.589	41.33	-14.67	56.00	30.59	0.36	10.38	QP
10	0.589	30.03	-15.97	46.00	19.29	0.36	10.38	Average
11	15.970	37.38	-22.62	60.00	26.20	0.90	10.28	QP
12	15.970	26.78	-23.22	50.00	15.60	0.90	10.28	Average

Note:

- Level(dBμV) = Read Level(dBμV) + LISN Factor(dB) + Cable Loss(dB)
- Over Limit(dB) = Level(dBμV) – Limit Line(dBμV)



## Appendix C. Radiated Spurious Emission Test Data

Test Engineer :	Jack Xia	Relative Humidity :	41~42%
		Temperature :	22~23°C

### Radiated Spurious Emission Test Modes

Mode	Band (MHz)	Antenna	Modulation	Channel	Frequency	Data Rate	RU	Remark
Mode 4	2400-2483.5	SISO	Bluetooth-LE_GSKF	0	2402	1Mbps	-	Sample1
Mode 5	2400-2483.5	SISO	Bluetooth-LE_GSKF	19	2440	1Mbps	-	Sample1
Mode 6	2400-2483.5	SISO	Bluetooth-LE_GSKF	39	2480	1Mbps	-	Sample1
Mode 7	2400-2483.5	SISO	Bluetooth-LE_GSKF	1	2404	2Mbps	-	Sample1
Mode 8	2400-2483.5	SISO	Bluetooth-LE_GSKF	19	2440	2Mbps	-	Sample1
Mode 9	2400-2483.5	SISO	Bluetooth-LE_GSKF	38	2478	2Mbps	-	Sample1
Mode 10	2400-2483.5	SISO	Bluetooth-LE_GSKF	38	2478	2Mbps	-	Sample2

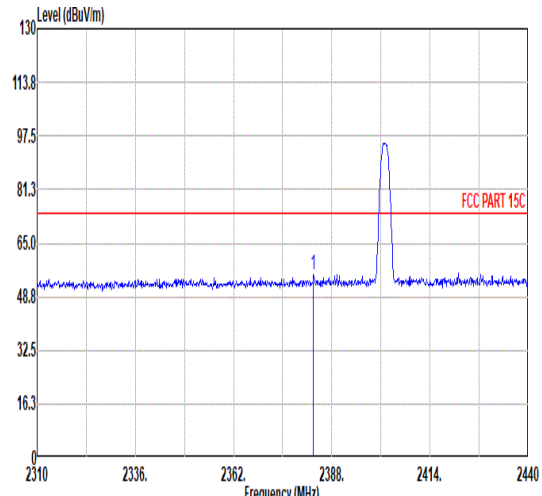
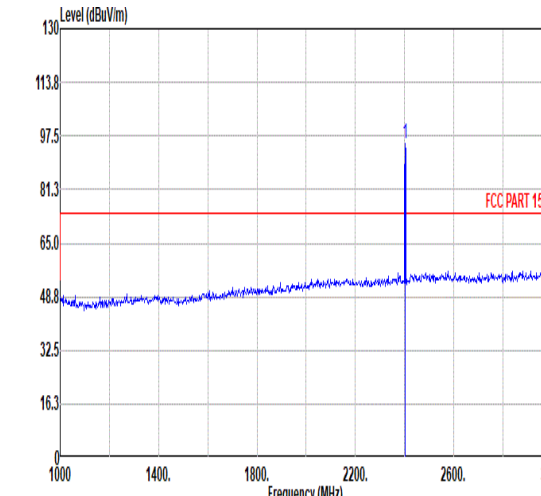
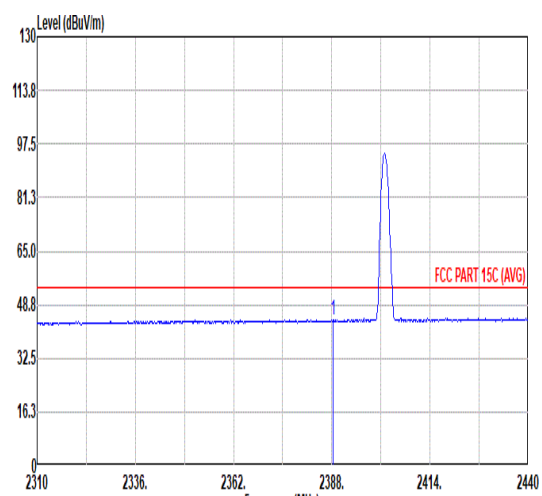
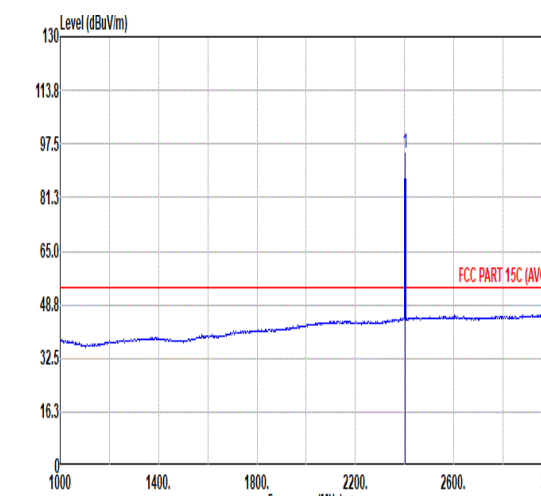
### Summary of each worse mode

Mode	Modulation	Ch.	Freq. (MHz)	Level (dBuV/m)	Limit (dBuV/m)	Margin (dB)	Pol.	Peak Avg.	Result	Remark
4	Bluetooth-LE_GSKF	0	2377.73	44.22	54.00	-9.78	H	AVERAGE	Pass	Band Edge
4	Bluetooth-LE_GSKF	0	4804.00	39.42	74.00	-34.58	H	PEAK	Pass	Harmonic
5	Bluetooth-LE_GSKF	19	-	-	-	-	-	-	-	Band Edge
5	Bluetooth-LE_GSKF	19	7320.00	42.20	74.00	-31.80	H	PEAK	Pass	Harmonic
6	Bluetooth-LE_GSKF	39	2491.42	44.90	54.00	-9.10	V	AVERAGE	Pass	Band Edge
6	Bluetooth-LE_GSKF	39	7440.00	42.73	74.00	-31.27	V	PEAK	Pass	Harmonic
7	Bluetooth-LE_GSKF	1	2388.39	45.64	54.00	-8.36	H	AVERAGE	Pass	Band Edge
7	Bluetooth-LE_GSKF	1	4808.00	39.80	74.00	-34.20	V	PEAK	Pass	Harmonic
8	Bluetooth-LE_GSKF	19	-	-	-	-	-	-	-	Band Edge
8	Bluetooth-LE_GSKF	19	7320.00	43.00	74.00	-31.00	V	PEAK	Pass	Harmonic
9	Bluetooth-LE_GSKF	38	2489.02	45.98	54.00	-8.02	H	AVERAGE	Pass	Band Edge
9	Bluetooth-LE_GSKF	38	7434.00	43.89	74.00	-30.11	V	PEAK	Pass	Harmonic
10	Bluetooth-LE_GSKF	38	2486.74	46.34	54.00	-7.66	H	AVERAGE	Pass	Band Edge
	Bluetooth-LE_GSKF	38	7434.00	42.59	74.00	-31.41	V	PEAK	Pass	Harmonic



Mode	4																																																																																									
	Band Edge																																																																																									
	2400-2483.5_Bluetooth-LE_GSKF_CH0_2402MHz																																																																																									
ANT	SISO																																																																																									
Pol.	Horizontal	Fundamental																																																																																								
Peak	<table border="1"> <thead> <tr> <th>Limit</th> <th>Over</th> <th>Read</th> <th>Ant</th> <th>Cable</th> <th>Preamp</th> <th>Aux</th> <th>APos</th> <th>TPos</th> <th>Remark</th> </tr> <tr> <th>Freq</th> <th>Level</th> <th>Line</th> <th>Limit</th> <th>Level</th> <th>Factor</th> <th>Loss</th> <th>Factor</th> <th>Factor</th> <th></th> </tr> <tr> <th>MHz</th> <th>dBuV/m</th> <th>dBuV/m</th> <th>dB</th> <th>dBuV</th> <th>dB/m</th> <th>dB</th> <th>dB</th> <th>dB</th> <th>cm</th> <th>deg</th> </tr> </thead> <tbody> <tr> <td>1</td> <td>2351.21</td> <td>55.49</td> <td>74.00</td> <td>-18.51</td> <td>43.18</td> <td>32.10</td> <td>6.65</td> <td>32.44</td> <td>6.00</td> <td>120</td> <td>150</td> <td>PEAK</td> </tr> </tbody> </table>	Limit	Over	Read	Ant	Cable	Preamp	Aux	APos	TPos	Remark	Freq	Level	Line	Limit	Level	Factor	Loss	Factor	Factor		MHz	dBuV/m	dBuV/m	dB	dBuV	dB/m	dB	dB	dB	cm	deg	1	2351.21	55.49	74.00	-18.51	43.18	32.10	6.65	32.44	6.00	120	150	PEAK	<table border="1"> <thead> <tr> <th>Limit</th> <th>Over</th> <th>Read</th> <th>Ant</th> <th>Cable</th> <th>Preamp</th> <th>Aux</th> <th>APos</th> <th>TPos</th> <th>Remark</th> </tr> <tr> <th>Freq</th> <th>Level</th> <th>Line</th> <th>Limit</th> <th>Level</th> <th>Factor</th> <th>Loss</th> <th>Factor</th> <th>Factor</th> <th></th> </tr> <tr> <th>MHz</th> <th>dBuV/m</th> <th>dBuV/m</th> <th>dB</th> <th>dBuV</th> <th>dB/m</th> <th>dB</th> <th>dB</th> <th>dB</th> <th>cm</th> <th>deg</th> </tr> </thead> <tbody> <tr> <td>1</td> <td>2402.00</td> <td>97.71</td> <td>-----</td> <td>-----</td> <td>85.10</td> <td>32.31</td> <td>6.72</td> <td>32.42</td> <td>6.00</td> <td>120</td> <td>150</td> <td>PEAK</td> </tr> </tbody> </table>	Limit	Over	Read	Ant	Cable	Preamp	Aux	APos	TPos	Remark	Freq	Level	Line	Limit	Level	Factor	Loss	Factor	Factor		MHz	dBuV/m	dBuV/m	dB	dBuV	dB/m	dB	dB	dB	cm	deg	1	2402.00	97.71	-----	-----	85.10	32.31	6.72	32.42	6.00	120	150	PEAK
	Limit	Over	Read	Ant	Cable	Preamp	Aux	APos	TPos	Remark																																																																																
Freq	Level	Line	Limit	Level	Factor	Loss	Factor	Factor																																																																																		
MHz	dBuV/m	dBuV/m	dB	dBuV	dB/m	dB	dB	dB	cm	deg																																																																																
1	2351.21	55.49	74.00	-18.51	43.18	32.10	6.65	32.44	6.00	120	150	PEAK																																																																														
Limit	Over	Read	Ant	Cable	Preamp	Aux	APos	TPos	Remark																																																																																	
Freq	Level	Line	Limit	Level	Factor	Loss	Factor	Factor																																																																																		
MHz	dBuV/m	dBuV/m	dB	dBuV	dB/m	dB	dB	dB	cm	deg																																																																																
1	2402.00	97.71	-----	-----	85.10	32.31	6.72	32.42	6.00	120	150	PEAK																																																																														
Avg	<table border="1"> <thead> <tr> <th>Limit</th> <th>Over</th> <th>Read</th> <th>Ant</th> <th>Cable</th> <th>Preamp</th> <th>Aux</th> <th>APos</th> <th>TPos</th> <th>Remark</th> </tr> <tr> <th>Freq</th> <th>Level</th> <th>Line</th> <th>Limit</th> <th>Level</th> <th>Factor</th> <th>Loss</th> <th>Factor</th> <th>Factor</th> <th></th> </tr> <tr> <th>MHz</th> <th>dBuV/m</th> <th>dBuV/m</th> <th>dB</th> <th>dBuV</th> <th>dB/m</th> <th>dB</th> <th>dB</th> <th>dB</th> <th>cm</th> <th>deg</th> </tr> </thead> <tbody> <tr> <td>1</td> <td>2377.73</td> <td>44.22</td> <td>54.00</td> <td>-9.78</td> <td>31.75</td> <td>32.21</td> <td>6.69</td> <td>32.43</td> <td>6.00</td> <td>120</td> <td>150</td> <td>AVERAGE</td> </tr> </tbody> </table>	Limit	Over	Read	Ant	Cable	Preamp	Aux	APos	TPos	Remark	Freq	Level	Line	Limit	Level	Factor	Loss	Factor	Factor		MHz	dBuV/m	dBuV/m	dB	dBuV	dB/m	dB	dB	dB	cm	deg	1	2377.73	44.22	54.00	-9.78	31.75	32.21	6.69	32.43	6.00	120	150	AVERAGE	<table border="1"> <thead> <tr> <th>Limit</th> <th>Over</th> <th>Read</th> <th>Ant</th> <th>Cable</th> <th>Preamp</th> <th>Aux</th> <th>APos</th> <th>TPos</th> <th>Remark</th> </tr> <tr> <th>Freq</th> <th>Level</th> <th>Line</th> <th>Limit</th> <th>Level</th> <th>Factor</th> <th>Loss</th> <th>Factor</th> <th>Factor</th> <th></th> </tr> <tr> <th>MHz</th> <th>dBuV/m</th> <th>dBuV/m</th> <th>dB</th> <th>dBuV</th> <th>dB/m</th> <th>dB</th> <th>dB</th> <th>dB</th> <th>cm</th> <th>deg</th> </tr> </thead> <tbody> <tr> <td>1</td> <td>2402.00</td> <td>96.85</td> <td>-----</td> <td>-----</td> <td>84.24</td> <td>32.31</td> <td>6.72</td> <td>32.42</td> <td>6.00</td> <td>120</td> <td>150</td> <td>AVERAGE</td> </tr> </tbody> </table>	Limit	Over	Read	Ant	Cable	Preamp	Aux	APos	TPos	Remark	Freq	Level	Line	Limit	Level	Factor	Loss	Factor	Factor		MHz	dBuV/m	dBuV/m	dB	dBuV	dB/m	dB	dB	dB	cm	deg	1	2402.00	96.85	-----	-----	84.24	32.31	6.72	32.42	6.00	120	150	AVERAGE
	Limit	Over	Read	Ant	Cable	Preamp	Aux	APos	TPos	Remark																																																																																
Freq	Level	Line	Limit	Level	Factor	Loss	Factor	Factor																																																																																		
MHz	dBuV/m	dBuV/m	dB	dBuV	dB/m	dB	dB	dB	cm	deg																																																																																
1	2377.73	44.22	54.00	-9.78	31.75	32.21	6.69	32.43	6.00	120	150	AVERAGE																																																																														
Limit	Over	Read	Ant	Cable	Preamp	Aux	APos	TPos	Remark																																																																																	
Freq	Level	Line	Limit	Level	Factor	Loss	Factor	Factor																																																																																		
MHz	dBuV/m	dBuV/m	dB	dBuV	dB/m	dB	dB	dB	cm	deg																																																																																
1	2402.00	96.85	-----	-----	84.24	32.31	6.72	32.42	6.00	120	150	AVERAGE																																																																														



Mode	4																																																																																									
	Band Edge																																																																																									
	2400-2483.5_Bluetooth-LE_GSKF_CH0_2402MHz																																																																																									
ANT	SISO																																																																																									
Pol.	Vertical	Fundamental																																																																																								
Peak	 <p>Level (dBuV/m)</p> <p>Frequency (MHz)</p> <p>FCC PART 15C</p> <table border="1"> <thead> <tr> <th>Limit</th> <th>Over</th> <th>Read</th> <th>Ant</th> <th>Cable</th> <th>Preamp</th> <th>Aux</th> <th>APos</th> <th>TPos</th> <th>Remark</th> </tr> <tr> <th>Freq</th> <th>Level</th> <th>Line</th> <th>Limit</th> <th>Level</th> <th>Factor</th> <th>Loss</th> <th>Factor</th> <th>Factor</th> <th></th> </tr> <tr> <th>MHz</th> <th>dBuV/m</th> <th>dBuV/m</th> <th>dB</th> <th>dBuV</th> <th>dB/m</th> <th>dB</th> <th>dB</th> <th>dB</th> <th>cm</th> <th>deg</th> </tr> </thead> <tbody> <tr> <td>1</td> <td>2383.19</td> <td>55.27</td> <td>74.00</td> <td>-18.73</td> <td>42.77</td> <td>32.23</td> <td>6.70</td> <td>32.43</td> <td>6.00</td> <td>127</td> <td>360</td> <td>PEAK</td> </tr> </tbody> </table>	Limit	Over	Read	Ant	Cable	Preamp	Aux	APos	TPos	Remark	Freq	Level	Line	Limit	Level	Factor	Loss	Factor	Factor		MHz	dBuV/m	dBuV/m	dB	dBuV	dB/m	dB	dB	dB	cm	deg	1	2383.19	55.27	74.00	-18.73	42.77	32.23	6.70	32.43	6.00	127	360	PEAK	 <p>Level (dBuV/m)</p> <p>Frequency (MHz)</p> <p>FCC PART 15C</p> <table border="1"> <thead> <tr> <th>Limit</th> <th>Over</th> <th>Read</th> <th>Ant</th> <th>Cable</th> <th>Preamp</th> <th>Aux</th> <th>APos</th> <th>TPos</th> <th>Remark</th> </tr> <tr> <th>Freq</th> <th>Level</th> <th>Line</th> <th>Limit</th> <th>Level</th> <th>Factor</th> <th>Loss</th> <th>Factor</th> <th>Factor</th> <th></th> </tr> <tr> <th>MHz</th> <th>dBuV/m</th> <th>dBuV/m</th> <th>dB</th> <th>dBuV</th> <th>dB/m</th> <th>dB</th> <th>dB</th> <th>dB</th> <th>cm</th> <th>deg</th> </tr> </thead> <tbody> <tr> <td>1</td> <td>2402.00</td> <td>95.29</td> <td>-----</td> <td>-----</td> <td>82.68</td> <td>32.31</td> <td>6.72</td> <td>32.42</td> <td>6.00</td> <td>127</td> <td>360</td> <td>PEAK</td> </tr> </tbody> </table>	Limit	Over	Read	Ant	Cable	Preamp	Aux	APos	TPos	Remark	Freq	Level	Line	Limit	Level	Factor	Loss	Factor	Factor		MHz	dBuV/m	dBuV/m	dB	dBuV	dB/m	dB	dB	dB	cm	deg	1	2402.00	95.29	-----	-----	82.68	32.31	6.72	32.42	6.00	127	360	PEAK
	Limit	Over	Read	Ant	Cable	Preamp	Aux	APos	TPos	Remark																																																																																
Freq	Level	Line	Limit	Level	Factor	Loss	Factor	Factor																																																																																		
MHz	dBuV/m	dBuV/m	dB	dBuV	dB/m	dB	dB	dB	cm	deg																																																																																
1	2383.19	55.27	74.00	-18.73	42.77	32.23	6.70	32.43	6.00	127	360	PEAK																																																																														
Limit	Over	Read	Ant	Cable	Preamp	Aux	APos	TPos	Remark																																																																																	
Freq	Level	Line	Limit	Level	Factor	Loss	Factor	Factor																																																																																		
MHz	dBuV/m	dBuV/m	dB	dBuV	dB/m	dB	dB	dB	cm	deg																																																																																
1	2402.00	95.29	-----	-----	82.68	32.31	6.72	32.42	6.00	127	360	PEAK																																																																														
Avg	 <p>Level (dBuV/m)</p> <p>Frequency (MHz)</p> <p>FCC PART 15C (AVG)</p> <table border="1"> <thead> <tr> <th>Limit</th> <th>Over</th> <th>Read</th> <th>Ant</th> <th>Cable</th> <th>Preamp</th> <th>Aux</th> <th>APos</th> <th>TPos</th> <th>Remark</th> </tr> <tr> <th>Freq</th> <th>Level</th> <th>Line</th> <th>Limit</th> <th>Level</th> <th>Factor</th> <th>Loss</th> <th>Factor</th> <th>Factor</th> <th></th> </tr> <tr> <th>MHz</th> <th>dBuV/m</th> <th>dBuV/m</th> <th>dB</th> <th>dBuV</th> <th>dB/m</th> <th>dB</th> <th>dB</th> <th>dB</th> <th>cm</th> <th>deg</th> </tr> </thead> <tbody> <tr> <td>1</td> <td>2388.39</td> <td>44.19</td> <td>54.00</td> <td>-9.81</td> <td>31.66</td> <td>32.25</td> <td>6.70</td> <td>32.42</td> <td>6.00</td> <td>127</td> <td>360</td> <td>AVERAGE</td> </tr> </tbody> </table>	Limit	Over	Read	Ant	Cable	Preamp	Aux	APos	TPos	Remark	Freq	Level	Line	Limit	Level	Factor	Loss	Factor	Factor		MHz	dBuV/m	dBuV/m	dB	dBuV	dB/m	dB	dB	dB	cm	deg	1	2388.39	44.19	54.00	-9.81	31.66	32.25	6.70	32.42	6.00	127	360	AVERAGE	 <p>Level (dBuV/m)</p> <p>Frequency (MHz)</p> <p>FCC PART 15C (AVG)</p> <table border="1"> <thead> <tr> <th>Limit</th> <th>Over</th> <th>Read</th> <th>Ant</th> <th>Cable</th> <th>Preamp</th> <th>Aux</th> <th>APos</th> <th>TPos</th> <th>Remark</th> </tr> <tr> <th>Freq</th> <th>Level</th> <th>Line</th> <th>Limit</th> <th>Level</th> <th>Factor</th> <th>Loss</th> <th>Factor</th> <th>Factor</th> <th></th> </tr> <tr> <th>MHz</th> <th>dBuV/m</th> <th>dBuV/m</th> <th>dB</th> <th>dBuV</th> <th>dB/m</th> <th>dB</th> <th>dB</th> <th>dB</th> <th>cm</th> <th>deg</th> </tr> </thead> <tbody> <tr> <td>1</td> <td>2402.00</td> <td>94.47</td> <td>-----</td> <td>-----</td> <td>81.86</td> <td>32.31</td> <td>6.72</td> <td>32.42</td> <td>6.00</td> <td>127</td> <td>360</td> <td>AVERAGE</td> </tr> </tbody> </table>	Limit	Over	Read	Ant	Cable	Preamp	Aux	APos	TPos	Remark	Freq	Level	Line	Limit	Level	Factor	Loss	Factor	Factor		MHz	dBuV/m	dBuV/m	dB	dBuV	dB/m	dB	dB	dB	cm	deg	1	2402.00	94.47	-----	-----	81.86	32.31	6.72	32.42	6.00	127	360	AVERAGE
Limit	Over	Read	Ant	Cable	Preamp	Aux	APos	TPos	Remark																																																																																	
Freq	Level	Line	Limit	Level	Factor	Loss	Factor	Factor																																																																																		
MHz	dBuV/m	dBuV/m	dB	dBuV	dB/m	dB	dB	dB	cm	deg																																																																																
1	2388.39	44.19	54.00	-9.81	31.66	32.25	6.70	32.42	6.00	127	360	AVERAGE																																																																														
Limit	Over	Read	Ant	Cable	Preamp	Aux	APos	TPos	Remark																																																																																	
Freq	Level	Line	Limit	Level	Factor	Loss	Factor	Factor																																																																																		
MHz	dBuV/m	dBuV/m	dB	dBuV	dB/m	dB	dB	dB	cm	deg																																																																																
1	2402.00	94.47	-----	-----	81.86	32.31	6.72	32.42	6.00	127	360	AVERAGE																																																																														



Mode	4																																																																																			
	Harmonic																																																																																			
	2400-2483.5_Bluetooth-LE_GSKF_CH0_2402MHz																																																																																			
ANT	SISO																																																																																			
Pol.	Horizontal	Vertical																																																																																		
Peak Avg	<table border="1"> <thead> <tr> <th>Limit</th> <th>Read</th> <th>Ant</th> <th>Cable</th> <th>Preamp</th> <th>Aux</th> <th>APos</th> <th>TPos</th> <th>Remark</th> </tr> <tr> <th>Freq</th> <th>Level</th> <th>Line Margin</th> <th>Level Factor</th> <th>Loss Factor</th> <th>Factor</th> <th></th> <th></th> <th></th> </tr> <tr> <th>MHz</th> <th>dBuV/m</th> <th>dBuV/m</th> <th>dB</th> <th>dBuV</th> <th>dB/m</th> <th>dB</th> <th>dB</th> <th>dB</th> <th>cm</th> <th>deg</th> </tr> </thead> <tbody> <tr> <td>1</td> <td>4804.00</td> <td>39.42</td> <td>74.00</td> <td>-34.58</td> <td>57.19</td> <td>34.12</td> <td>12.16</td> <td>64.05</td> <td>0.00</td> <td>--</td> <td>-- PEAK</td> </tr> </tbody> </table>	Limit	Read	Ant	Cable	Preamp	Aux	APos	TPos	Remark	Freq	Level	Line Margin	Level Factor	Loss Factor	Factor				MHz	dBuV/m	dBuV/m	dB	dBuV	dB/m	dB	dB	dB	cm	deg	1	4804.00	39.42	74.00	-34.58	57.19	34.12	12.16	64.05	0.00	--	-- PEAK	<table border="1"> <thead> <tr> <th>Limit</th> <th>Read</th> <th>Ant</th> <th>Cable</th> <th>Preamp</th> <th>Aux</th> <th>APos</th> <th>TPos</th> <th>Remark</th> </tr> <tr> <th>Freq</th> <th>Level</th> <th>Line Margin</th> <th>Level Factor</th> <th>Loss Factor</th> <th>Factor</th> <th></th> <th></th> <th></th> </tr> <tr> <th>MHz</th> <th>dBuV/m</th> <th>dBuV/m</th> <th>dB</th> <th>dBuV</th> <th>dB/m</th> <th>dB</th> <th>dB</th> <th>dB</th> <th>cm</th> <th>deg</th> </tr> </thead> <tbody> <tr> <td>1</td> <td>4804.00</td> <td>39.26</td> <td>74.00</td> <td>-34.74</td> <td>57.03</td> <td>34.12</td> <td>12.16</td> <td>64.05</td> <td>0.00</td> <td>--</td> <td>-- PEAK</td> </tr> </tbody> </table>	Limit	Read	Ant	Cable	Preamp	Aux	APos	TPos	Remark	Freq	Level	Line Margin	Level Factor	Loss Factor	Factor				MHz	dBuV/m	dBuV/m	dB	dBuV	dB/m	dB	dB	dB	cm	deg	1	4804.00	39.26	74.00	-34.74	57.03	34.12	12.16	64.05	0.00	--	-- PEAK
	Limit	Read	Ant	Cable	Preamp	Aux	APos	TPos	Remark																																																																											
Freq	Level	Line Margin	Level Factor	Loss Factor	Factor																																																																															
MHz	dBuV/m	dBuV/m	dB	dBuV	dB/m	dB	dB	dB	cm	deg																																																																										
1	4804.00	39.42	74.00	-34.58	57.19	34.12	12.16	64.05	0.00	--	-- PEAK																																																																									
Limit	Read	Ant	Cable	Preamp	Aux	APos	TPos	Remark																																																																												
Freq	Level	Line Margin	Level Factor	Loss Factor	Factor																																																																															
MHz	dBuV/m	dBuV/m	dB	dBuV	dB/m	dB	dB	dB	cm	deg																																																																										
1	4804.00	39.26	74.00	-34.74	57.03	34.12	12.16	64.05	0.00	--	-- PEAK																																																																									



Mode	5																																																																																									
	Harmonic																																																																																									
	2400-2483.5_Bluetooth-LE_GSKF_CH19_2440MHz																																																																																									
ANT	SISO																																																																																									
Pol.	Horizontal	Vertical																																																																																								
Peak Avg	<table border="1"> <thead> <tr> <th>Limit</th> <th>Read</th> <th>Ant</th> <th>Cable</th> <th>Preamp</th> <th>Aux</th> <th>APos</th> <th>TPos</th> <th>Remark</th> </tr> <tr> <th>Freq</th> <th>Level</th> <th>Line Margin</th> <th>Level Factor</th> <th>Loss Factor</th> <th>Loss Factor</th> <th>Factor</th> <th>cm</th> <th>deg</th> </tr> </thead> <tbody> <tr> <td>1</td> <td>4880.00</td> <td>39.04</td> <td>74.00</td> <td>-34.96</td> <td>56.86</td> <td>34.24</td> <td>12.25</td> <td>64.31</td> <td>0.00</td> <td>--</td> <td>--</td> <td>PEAK</td> </tr> <tr> <td>2</td> <td>7320.00</td> <td>42.20</td> <td>74.00</td> <td>-31.80</td> <td>55.32</td> <td>35.00</td> <td>15.10</td> <td>64.02</td> <td>0.00</td> <td>--</td> <td>--</td> <td>PEAK</td> </tr> </tbody> </table>	Limit	Read	Ant	Cable	Preamp	Aux	APos	TPos	Remark	Freq	Level	Line Margin	Level Factor	Loss Factor	Loss Factor	Factor	cm	deg	1	4880.00	39.04	74.00	-34.96	56.86	34.24	12.25	64.31	0.00	--	--	PEAK	2	7320.00	42.20	74.00	-31.80	55.32	35.00	15.10	64.02	0.00	--	--	PEAK	<table border="1"> <thead> <tr> <th>Limit</th> <th>Read</th> <th>Ant</th> <th>Cable</th> <th>Preamp</th> <th>Aux</th> <th>APos</th> <th>TPos</th> <th>Remark</th> </tr> <tr> <th>Freq</th> <th>Level</th> <th>Line Margin</th> <th>Level Factor</th> <th>Loss Factor</th> <th>Loss Factor</th> <th>Factor</th> <th>cm</th> <th>deg</th> </tr> </thead> <tbody> <tr> <td>1</td> <td>4880.00</td> <td>40.04</td> <td>74.00</td> <td>-33.96</td> <td>57.06</td> <td>34.24</td> <td>12.25</td> <td>64.31</td> <td>0.00</td> <td>--</td> <td>--</td> <td>PEAK</td> </tr> <tr> <td>2</td> <td>7320.00</td> <td>41.81</td> <td>74.00</td> <td>-32.19</td> <td>54.93</td> <td>35.80</td> <td>15.10</td> <td>64.02</td> <td>0.00</td> <td>--</td> <td>--</td> <td>PEAK</td> </tr> </tbody> </table>	Limit	Read	Ant	Cable	Preamp	Aux	APos	TPos	Remark	Freq	Level	Line Margin	Level Factor	Loss Factor	Loss Factor	Factor	cm	deg	1	4880.00	40.04	74.00	-33.96	57.06	34.24	12.25	64.31	0.00	--	--	PEAK	2	7320.00	41.81	74.00	-32.19	54.93	35.80	15.10	64.02	0.00	--	--	PEAK
	Limit	Read	Ant	Cable	Preamp	Aux	APos	TPos	Remark																																																																																	
Freq	Level	Line Margin	Level Factor	Loss Factor	Loss Factor	Factor	cm	deg																																																																																		
1	4880.00	39.04	74.00	-34.96	56.86	34.24	12.25	64.31	0.00	--	--	PEAK																																																																														
2	7320.00	42.20	74.00	-31.80	55.32	35.00	15.10	64.02	0.00	--	--	PEAK																																																																														
Limit	Read	Ant	Cable	Preamp	Aux	APos	TPos	Remark																																																																																		
Freq	Level	Line Margin	Level Factor	Loss Factor	Loss Factor	Factor	cm	deg																																																																																		
1	4880.00	40.04	74.00	-33.96	57.06	34.24	12.25	64.31	0.00	--	--	PEAK																																																																														
2	7320.00	41.81	74.00	-32.19	54.93	35.80	15.10	64.02	0.00	--	--	PEAK																																																																														



Mode	6																																																																																									
	Band Edge																																																																																									
	2400-2483.5_Bluetooth-LE_GSKF_CH39_2480MHz																																																																																									
ANT	SISO																																																																																									
Pol.	Horizontal	Fundamental																																																																																								
Peak	<table border="1"> <thead> <tr> <th>Limit</th> <th>Over</th> <th>Read</th> <th>Ant</th> <th>Cable</th> <th>Preamp</th> <th>Aux</th> <th>APos</th> <th>TPos</th> <th>Remark</th> </tr> <tr> <th>Freq</th> <th>Level</th> <th>Line</th> <th>Limit</th> <th>Level</th> <th>Factor</th> <th>Loss</th> <th>Factor</th> <th>Factor</th> <th></th> </tr> <tr> <th>MHz</th> <th>dBuV/m</th> <th>dBuV/m</th> <th>dB</th> <th>dBuV</th> <th>dB/m</th> <th>dB</th> <th>dB</th> <th>dB</th> <th>cm</th> <th>deg</th> </tr> </thead> <tbody> <tr> <td>1</td> <td>2483.50</td> <td>55.36</td> <td>74.00</td> <td>-18.64</td> <td>42.44</td> <td>32.50</td> <td>6.83</td> <td>32.41</td> <td>6.00</td> <td>100</td> <td>146</td> <td>PEAK</td> </tr> </tbody> </table>	Limit	Over	Read	Ant	Cable	Preamp	Aux	APos	TPos	Remark	Freq	Level	Line	Limit	Level	Factor	Loss	Factor	Factor		MHz	dBuV/m	dBuV/m	dB	dBuV	dB/m	dB	dB	dB	cm	deg	1	2483.50	55.36	74.00	-18.64	42.44	32.50	6.83	32.41	6.00	100	146	PEAK	<table border="1"> <thead> <tr> <th>Limit</th> <th>Over</th> <th>Read</th> <th>Ant</th> <th>Cable</th> <th>Preamp</th> <th>Aux</th> <th>APos</th> <th>TPos</th> <th>Remark</th> </tr> <tr> <th>Freq</th> <th>Level</th> <th>Line</th> <th>Limit</th> <th>Level</th> <th>Factor</th> <th>Loss</th> <th>Factor</th> <th>Factor</th> <th></th> </tr> <tr> <th>MHz</th> <th>dBuV/m</th> <th>dBuV/m</th> <th>dB</th> <th>dBuV</th> <th>dB/m</th> <th>dB</th> <th>dB</th> <th>dB</th> <th>cm</th> <th>deg</th> </tr> </thead> <tbody> <tr> <td>1</td> <td>2480.00</td> <td>98.10</td> <td>-----</td> <td>-----</td> <td>85.18</td> <td>32.50</td> <td>6.83</td> <td>32.41</td> <td>6.00</td> <td>100</td> <td>146</td> <td>PEAK</td> </tr> </tbody> </table>	Limit	Over	Read	Ant	Cable	Preamp	Aux	APos	TPos	Remark	Freq	Level	Line	Limit	Level	Factor	Loss	Factor	Factor		MHz	dBuV/m	dBuV/m	dB	dBuV	dB/m	dB	dB	dB	cm	deg	1	2480.00	98.10	-----	-----	85.18	32.50	6.83	32.41	6.00	100	146	PEAK
	Limit	Over	Read	Ant	Cable	Preamp	Aux	APos	TPos	Remark																																																																																
Freq	Level	Line	Limit	Level	Factor	Loss	Factor	Factor																																																																																		
MHz	dBuV/m	dBuV/m	dB	dBuV	dB/m	dB	dB	dB	cm	deg																																																																																
1	2483.50	55.36	74.00	-18.64	42.44	32.50	6.83	32.41	6.00	100	146	PEAK																																																																														
Limit	Over	Read	Ant	Cable	Preamp	Aux	APos	TPos	Remark																																																																																	
Freq	Level	Line	Limit	Level	Factor	Loss	Factor	Factor																																																																																		
MHz	dBuV/m	dBuV/m	dB	dBuV	dB/m	dB	dB	dB	cm	deg																																																																																
1	2480.00	98.10	-----	-----	85.18	32.50	6.83	32.41	6.00	100	146	PEAK																																																																														
Avg	<table border="1"> <thead> <tr> <th>Limit</th> <th>Over</th> <th>Read</th> <th>Ant</th> <th>Cable</th> <th>Preamp</th> <th>Aux</th> <th>APos</th> <th>TPos</th> <th>Remark</th> </tr> <tr> <th>Freq</th> <th>Level</th> <th>Line</th> <th>Limit</th> <th>Level</th> <th>Factor</th> <th>Loss</th> <th>Factor</th> <th>Factor</th> <th></th> </tr> <tr> <th>MHz</th> <th>dBuV/m</th> <th>dBuV/m</th> <th>dB</th> <th>dBuV</th> <th>dB/m</th> <th>dB</th> <th>dB</th> <th>dB</th> <th>cm</th> <th>deg</th> </tr> </thead> <tbody> <tr> <td>1</td> <td>2486.32</td> <td>44.78</td> <td>54.00</td> <td>-9.22</td> <td>31.85</td> <td>32.50</td> <td>6.84</td> <td>32.41</td> <td>6.00</td> <td>100</td> <td>146</td> <td>AVERAGE</td> </tr> </tbody> </table>	Limit	Over	Read	Ant	Cable	Preamp	Aux	APos	TPos	Remark	Freq	Level	Line	Limit	Level	Factor	Loss	Factor	Factor		MHz	dBuV/m	dBuV/m	dB	dBuV	dB/m	dB	dB	dB	cm	deg	1	2486.32	44.78	54.00	-9.22	31.85	32.50	6.84	32.41	6.00	100	146	AVERAGE	<table border="1"> <thead> <tr> <th>Limit</th> <th>Over</th> <th>Read</th> <th>Ant</th> <th>Cable</th> <th>Preamp</th> <th>Aux</th> <th>APos</th> <th>TPos</th> <th>Remark</th> </tr> <tr> <th>Freq</th> <th>Level</th> <th>Line</th> <th>Limit</th> <th>Level</th> <th>Factor</th> <th>Loss</th> <th>Factor</th> <th>Factor</th> <th></th> </tr> <tr> <th>MHz</th> <th>dBuV/m</th> <th>dBuV/m</th> <th>dB</th> <th>dBuV</th> <th>dB/m</th> <th>dB</th> <th>dB</th> <th>dB</th> <th>cm</th> <th>deg</th> </tr> </thead> <tbody> <tr> <td>1</td> <td>2480.00</td> <td>97.22</td> <td>-----</td> <td>-----</td> <td>84.30</td> <td>32.50</td> <td>6.83</td> <td>32.41</td> <td>6.00</td> <td>100</td> <td>146</td> <td>AVERAGE</td> </tr> </tbody> </table>	Limit	Over	Read	Ant	Cable	Preamp	Aux	APos	TPos	Remark	Freq	Level	Line	Limit	Level	Factor	Loss	Factor	Factor		MHz	dBuV/m	dBuV/m	dB	dBuV	dB/m	dB	dB	dB	cm	deg	1	2480.00	97.22	-----	-----	84.30	32.50	6.83	32.41	6.00	100	146	AVERAGE
Limit	Over	Read	Ant	Cable	Preamp	Aux	APos	TPos	Remark																																																																																	
Freq	Level	Line	Limit	Level	Factor	Loss	Factor	Factor																																																																																		
MHz	dBuV/m	dBuV/m	dB	dBuV	dB/m	dB	dB	dB	cm	deg																																																																																
1	2486.32	44.78	54.00	-9.22	31.85	32.50	6.84	32.41	6.00	100	146	AVERAGE																																																																														
Limit	Over	Read	Ant	Cable	Preamp	Aux	APos	TPos	Remark																																																																																	
Freq	Level	Line	Limit	Level	Factor	Loss	Factor	Factor																																																																																		
MHz	dBuV/m	dBuV/m	dB	dBuV	dB/m	dB	dB	dB	cm	deg																																																																																
1	2480.00	97.22	-----	-----	84.30	32.50	6.83	32.41	6.00	100	146	AVERAGE																																																																														



Mode	6																																																																																									
	Band Edge																																																																																									
	2400-2483.5_Bluetooth-LE_GSKF_CH39_2480MHz																																																																																									
ANT	SISO																																																																																									
Pol.	Vertical	Fundamental																																																																																								
Peak	<table border="1"> <thead> <tr> <th>Limit</th> <th>Over</th> <th>Read</th> <th>Ant</th> <th>Cable</th> <th>Preamp</th> <th>Aux</th> <th>APos</th> <th>TPos</th> <th>Remark</th> </tr> <tr> <th>Freq</th> <th>Level</th> <th>Line</th> <th>Limit</th> <th>Level</th> <th>Factor</th> <th>Loss</th> <th>Factor</th> <th>Factor</th> <th></th> </tr> <tr> <th>MHz</th> <th>dBuV/m</th> <th>dBuV/m</th> <th>dB</th> <th>dBuV</th> <th>dB/m</th> <th>dB</th> <th>dB</th> <th>dB</th> <th>cm</th> <th>deg</th> </tr> </thead> <tbody> <tr> <td>1</td> <td>2491.78</td> <td>55.61</td> <td>74.00</td> <td>-18.39</td> <td>42.68</td> <td>32.50</td> <td>6.84</td> <td>32.41</td> <td>6.00</td> <td>257</td> <td>84</td> <td>PEAK</td> </tr> </tbody> </table>	Limit	Over	Read	Ant	Cable	Preamp	Aux	APos	TPos	Remark	Freq	Level	Line	Limit	Level	Factor	Loss	Factor	Factor		MHz	dBuV/m	dBuV/m	dB	dBuV	dB/m	dB	dB	dB	cm	deg	1	2491.78	55.61	74.00	-18.39	42.68	32.50	6.84	32.41	6.00	257	84	PEAK	<table border="1"> <thead> <tr> <th>Limit</th> <th>Over</th> <th>Read</th> <th>Ant</th> <th>Cable</th> <th>Preamp</th> <th>Aux</th> <th>APos</th> <th>TPos</th> <th>Remark</th> </tr> <tr> <th>Freq</th> <th>Level</th> <th>Line</th> <th>Limit</th> <th>Level</th> <th>Factor</th> <th>Loss</th> <th>Factor</th> <th>Factor</th> <th></th> </tr> <tr> <th>MHz</th> <th>dBuV/m</th> <th>dBuV/m</th> <th>dB</th> <th>dBuV</th> <th>dB/m</th> <th>dB</th> <th>dB</th> <th>dB</th> <th>cm</th> <th>deg</th> </tr> </thead> <tbody> <tr> <td>1</td> <td>2480.00</td> <td>96.80</td> <td>-----</td> <td>-----</td> <td>83.88</td> <td>32.50</td> <td>6.83</td> <td>32.41</td> <td>6.00</td> <td>257</td> <td>84</td> <td>PEAK</td> </tr> </tbody> </table>	Limit	Over	Read	Ant	Cable	Preamp	Aux	APos	TPos	Remark	Freq	Level	Line	Limit	Level	Factor	Loss	Factor	Factor		MHz	dBuV/m	dBuV/m	dB	dBuV	dB/m	dB	dB	dB	cm	deg	1	2480.00	96.80	-----	-----	83.88	32.50	6.83	32.41	6.00	257	84	PEAK
	Limit	Over	Read	Ant	Cable	Preamp	Aux	APos	TPos	Remark																																																																																
Freq	Level	Line	Limit	Level	Factor	Loss	Factor	Factor																																																																																		
MHz	dBuV/m	dBuV/m	dB	dBuV	dB/m	dB	dB	dB	cm	deg																																																																																
1	2491.78	55.61	74.00	-18.39	42.68	32.50	6.84	32.41	6.00	257	84	PEAK																																																																														
Limit	Over	Read	Ant	Cable	Preamp	Aux	APos	TPos	Remark																																																																																	
Freq	Level	Line	Limit	Level	Factor	Loss	Factor	Factor																																																																																		
MHz	dBuV/m	dBuV/m	dB	dBuV	dB/m	dB	dB	dB	cm	deg																																																																																
1	2480.00	96.80	-----	-----	83.88	32.50	6.83	32.41	6.00	257	84	PEAK																																																																														
Avg	<table border="1"> <thead> <tr> <th>Limit</th> <th>Over</th> <th>Read</th> <th>Ant</th> <th>Cable</th> <th>Preamp</th> <th>Aux</th> <th>APos</th> <th>TPos</th> <th>Remark</th> </tr> <tr> <th>Freq</th> <th>Level</th> <th>Line</th> <th>Limit</th> <th>Level</th> <th>Factor</th> <th>Loss</th> <th>Factor</th> <th>Factor</th> <th></th> </tr> <tr> <th>MHz</th> <th>dBuV/m</th> <th>dBuV/m</th> <th>dB</th> <th>dBuV</th> <th>dB/m</th> <th>dB</th> <th>dB</th> <th>dB</th> <th>cm</th> <th>deg</th> </tr> </thead> <tbody> <tr> <td>1</td> <td>2491.42</td> <td>44.90</td> <td>54.00</td> <td>-9.10</td> <td>31.97</td> <td>32.50</td> <td>6.84</td> <td>32.41</td> <td>6.00</td> <td>257</td> <td>84</td> <td>AVERAGE</td> </tr> </tbody> </table>	Limit	Over	Read	Ant	Cable	Preamp	Aux	APos	TPos	Remark	Freq	Level	Line	Limit	Level	Factor	Loss	Factor	Factor		MHz	dBuV/m	dBuV/m	dB	dBuV	dB/m	dB	dB	dB	cm	deg	1	2491.42	44.90	54.00	-9.10	31.97	32.50	6.84	32.41	6.00	257	84	AVERAGE	<table border="1"> <thead> <tr> <th>Limit</th> <th>Over</th> <th>Read</th> <th>Ant</th> <th>Cable</th> <th>Preamp</th> <th>Aux</th> <th>APos</th> <th>TPos</th> <th>Remark</th> </tr> <tr> <th>Freq</th> <th>Level</th> <th>Line</th> <th>Limit</th> <th>Level</th> <th>Factor</th> <th>Loss</th> <th>Factor</th> <th>Factor</th> <th></th> </tr> <tr> <th>MHz</th> <th>dBuV/m</th> <th>dBuV/m</th> <th>dB</th> <th>dBuV</th> <th>dB/m</th> <th>dB</th> <th>dB</th> <th>dB</th> <th>cm</th> <th>deg</th> </tr> </thead> <tbody> <tr> <td>1</td> <td>2480.00</td> <td>95.94</td> <td>-----</td> <td>-----</td> <td>83.02</td> <td>32.50</td> <td>6.83</td> <td>32.41</td> <td>6.00</td> <td>257</td> <td>84</td> <td>AVERAGE</td> </tr> </tbody> </table>	Limit	Over	Read	Ant	Cable	Preamp	Aux	APos	TPos	Remark	Freq	Level	Line	Limit	Level	Factor	Loss	Factor	Factor		MHz	dBuV/m	dBuV/m	dB	dBuV	dB/m	dB	dB	dB	cm	deg	1	2480.00	95.94	-----	-----	83.02	32.50	6.83	32.41	6.00	257	84	AVERAGE
	Limit	Over	Read	Ant	Cable	Preamp	Aux	APos	TPos	Remark																																																																																
Freq	Level	Line	Limit	Level	Factor	Loss	Factor	Factor																																																																																		
MHz	dBuV/m	dBuV/m	dB	dBuV	dB/m	dB	dB	dB	cm	deg																																																																																
1	2491.42	44.90	54.00	-9.10	31.97	32.50	6.84	32.41	6.00	257	84	AVERAGE																																																																														
Limit	Over	Read	Ant	Cable	Preamp	Aux	APos	TPos	Remark																																																																																	
Freq	Level	Line	Limit	Level	Factor	Loss	Factor	Factor																																																																																		
MHz	dBuV/m	dBuV/m	dB	dBuV	dB/m	dB	dB	dB	cm	deg																																																																																
1	2480.00	95.94	-----	-----	83.02	32.50	6.83	32.41	6.00	257	84	AVERAGE																																																																														



Mode	6																																																																																																													
	Harmonic																																																																																																													
	2400-2483.5_Bluetooth-LE_GSKF_CH39_2480MHz																																																																																																													
ANT	SISO																																																																																																													
Pol.	Horizontal	Vertical																																																																																																												
Peak Avg	<table border="1"> <thead> <tr> <th>Limit</th> <th>Read</th> <th>Ant</th> <th>Cable</th> <th>Preamp</th> <th>Aux</th> <th>APos</th> <th>TPos</th> <th>Remark</th> </tr> <tr> <th>Freq</th> <th>Level</th> <th>Line Margin</th> <th>Level Factor</th> <th>Loss Factor</th> <th>Loss Factor</th> <th>Factor</th> <th></th> <th></th> </tr> <tr> <th>MHz</th> <th>dBuV/m</th> <th>dBuV/m</th> <th>dB</th> <th>dBuV</th> <th>dB/m</th> <th>dB</th> <th>dB</th> <th>cm</th> <th>deg</th> </tr> </thead> <tbody> <tr> <td>1</td> <td>4960.00</td> <td>39.18</td> <td>74.00</td> <td>-34.82</td> <td>56.73</td> <td>34.44</td> <td>12.34</td> <td>64.33</td> <td>0.00</td> <td>--</td> <td>--</td> <td>PEAK</td> </tr> <tr> <td>2</td> <td>7440.00</td> <td>42.29</td> <td>74.00</td> <td>-31.71</td> <td>55.25</td> <td>35.88</td> <td>15.22</td> <td>64.06</td> <td>0.00</td> <td>--</td> <td>--</td> <td>PEAK</td> </tr> </tbody> </table>	Limit	Read	Ant	Cable	Preamp	Aux	APos	TPos	Remark	Freq	Level	Line Margin	Level Factor	Loss Factor	Loss Factor	Factor			MHz	dBuV/m	dBuV/m	dB	dBuV	dB/m	dB	dB	cm	deg	1	4960.00	39.18	74.00	-34.82	56.73	34.44	12.34	64.33	0.00	--	--	PEAK	2	7440.00	42.29	74.00	-31.71	55.25	35.88	15.22	64.06	0.00	--	--	PEAK	<table border="1"> <thead> <tr> <th>Limit</th> <th>Read</th> <th>Ant</th> <th>Cable</th> <th>Preamp</th> <th>Aux</th> <th>APos</th> <th>TPos</th> <th>Remark</th> </tr> <tr> <th>Freq</th> <th>Level</th> <th>Line Margin</th> <th>Level Factor</th> <th>Loss Factor</th> <th>Loss Factor</th> <th>Factor</th> <th></th> <th></th> </tr> <tr> <th>MHz</th> <th>dBuV/m</th> <th>dBuV/m</th> <th>dB</th> <th>dBuV</th> <th>dB/m</th> <th>dB</th> <th>dB</th> <th>cm</th> <th>deg</th> </tr> </thead> <tbody> <tr> <td>1</td> <td>4960.00</td> <td>40.26</td> <td>74.00</td> <td>-33.74</td> <td>57.81</td> <td>34.44</td> <td>12.34</td> <td>64.33</td> <td>0.00</td> <td>--</td> <td>--</td> <td>PEAK</td> </tr> <tr> <td>2</td> <td>7440.00</td> <td>42.73</td> <td>74.00</td> <td>-31.27</td> <td>55.69</td> <td>35.88</td> <td>15.22</td> <td>64.06</td> <td>0.00</td> <td>--</td> <td>--</td> <td>PEAK</td> </tr> </tbody> </table>	Limit	Read	Ant	Cable	Preamp	Aux	APos	TPos	Remark	Freq	Level	Line Margin	Level Factor	Loss Factor	Loss Factor	Factor			MHz	dBuV/m	dBuV/m	dB	dBuV	dB/m	dB	dB	cm	deg	1	4960.00	40.26	74.00	-33.74	57.81	34.44	12.34	64.33	0.00	--	--	PEAK	2	7440.00	42.73	74.00	-31.27	55.69	35.88	15.22	64.06	0.00	--	--	PEAK
	Limit	Read	Ant	Cable	Preamp	Aux	APos	TPos	Remark																																																																																																					
Freq	Level	Line Margin	Level Factor	Loss Factor	Loss Factor	Factor																																																																																																								
MHz	dBuV/m	dBuV/m	dB	dBuV	dB/m	dB	dB	cm	deg																																																																																																					
1	4960.00	39.18	74.00	-34.82	56.73	34.44	12.34	64.33	0.00	--	--	PEAK																																																																																																		
2	7440.00	42.29	74.00	-31.71	55.25	35.88	15.22	64.06	0.00	--	--	PEAK																																																																																																		
Limit	Read	Ant	Cable	Preamp	Aux	APos	TPos	Remark																																																																																																						
Freq	Level	Line Margin	Level Factor	Loss Factor	Loss Factor	Factor																																																																																																								
MHz	dBuV/m	dBuV/m	dB	dBuV	dB/m	dB	dB	cm	deg																																																																																																					
1	4960.00	40.26	74.00	-33.74	57.81	34.44	12.34	64.33	0.00	--	--	PEAK																																																																																																		
2	7440.00	42.73	74.00	-31.27	55.69	35.88	15.22	64.06	0.00	--	--	PEAK																																																																																																		



	7																																																																																									
Mode	Band Edge																																																																																									
	2400-2483.5_Bluetooth-LE_GSKF_CH1_2404MHz																																																																																									
ANT	SISO																																																																																									
Pol.	Horizontal	Fundamental																																																																																								
Peak	<table border="1"> <thead> <tr> <th>Limit</th> <th>Over</th> <th>Read</th> <th>Ant</th> <th>Cable</th> <th>Preamp</th> <th>Aux</th> <th>APos</th> <th>TPos</th> <th>Remark</th> </tr> <tr> <th>Freq</th> <th>Level</th> <th>Line</th> <th>Limit</th> <th>Level</th> <th>Factor</th> <th>Loss</th> <th>Factor</th> <th>Factor</th> <th></th> </tr> <tr> <th>MHz</th> <th>dBuV/m</th> <th>dBuV/m</th> <th>dB</th> <th>dBuV</th> <th>dB/m</th> <th>dB</th> <th>dB</th> <th>dB</th> <th>cm</th> <th>deg</th> </tr> </thead> <tbody> <tr> <td>1</td> <td>2376.95</td> <td>55.24</td> <td>74.00</td> <td>-18.76</td> <td>42.77</td> <td>32.21</td> <td>6.69</td> <td>32.43</td> <td>6.00</td> <td>121</td> <td>149</td> <td>PEAK</td> </tr> </tbody> </table>	Limit	Over	Read	Ant	Cable	Preamp	Aux	APos	TPos	Remark	Freq	Level	Line	Limit	Level	Factor	Loss	Factor	Factor		MHz	dBuV/m	dBuV/m	dB	dBuV	dB/m	dB	dB	dB	cm	deg	1	2376.95	55.24	74.00	-18.76	42.77	32.21	6.69	32.43	6.00	121	149	PEAK	<table border="1"> <thead> <tr> <th>Limit</th> <th>Over</th> <th>Read</th> <th>Ant</th> <th>Cable</th> <th>Preamp</th> <th>Aux</th> <th>APos</th> <th>TPos</th> <th>Remark</th> </tr> <tr> <th>Freq</th> <th>Level</th> <th>Line</th> <th>Limit</th> <th>Level</th> <th>Factor</th> <th>Loss</th> <th>Factor</th> <th>Factor</th> <th></th> </tr> <tr> <th>MHz</th> <th>dBuV/m</th> <th>dBuV/m</th> <th>dB</th> <th>dBuV</th> <th>dB/m</th> <th>dB</th> <th>dB</th> <th>dB</th> <th>cm</th> <th>deg</th> </tr> </thead> <tbody> <tr> <td>1</td> <td>2404.00</td> <td>97.52</td> <td>-----</td> <td>-----</td> <td>84.89</td> <td>32.32</td> <td>6.73</td> <td>32.42</td> <td>6.00</td> <td>121</td> <td>149</td> <td>PEAK</td> </tr> </tbody> </table>	Limit	Over	Read	Ant	Cable	Preamp	Aux	APos	TPos	Remark	Freq	Level	Line	Limit	Level	Factor	Loss	Factor	Factor		MHz	dBuV/m	dBuV/m	dB	dBuV	dB/m	dB	dB	dB	cm	deg	1	2404.00	97.52	-----	-----	84.89	32.32	6.73	32.42	6.00	121	149	PEAK
	Limit	Over	Read	Ant	Cable	Preamp	Aux	APos	TPos	Remark																																																																																
Freq	Level	Line	Limit	Level	Factor	Loss	Factor	Factor																																																																																		
MHz	dBuV/m	dBuV/m	dB	dBuV	dB/m	dB	dB	dB	cm	deg																																																																																
1	2376.95	55.24	74.00	-18.76	42.77	32.21	6.69	32.43	6.00	121	149	PEAK																																																																														
Limit	Over	Read	Ant	Cable	Preamp	Aux	APos	TPos	Remark																																																																																	
Freq	Level	Line	Limit	Level	Factor	Loss	Factor	Factor																																																																																		
MHz	dBuV/m	dBuV/m	dB	dBuV	dB/m	dB	dB	dB	cm	deg																																																																																
1	2404.00	97.52	-----	-----	84.89	32.32	6.73	32.42	6.00	121	149	PEAK																																																																														
Avg	<table border="1"> <thead> <tr> <th>Limit</th> <th>Over</th> <th>Read</th> <th>Ant</th> <th>Cable</th> <th>Preamp</th> <th>Aux</th> <th>APos</th> <th>TPos</th> <th>Remark</th> </tr> <tr> <th>Freq</th> <th>Level</th> <th>Line</th> <th>Limit</th> <th>Level</th> <th>Factor</th> <th>Loss</th> <th>Factor</th> <th>Factor</th> <th></th> </tr> <tr> <th>MHz</th> <th>dBuV/m</th> <th>dBuV/m</th> <th>dB</th> <th>dBuV</th> <th>dB/m</th> <th>dB</th> <th>dB</th> <th>dB</th> <th>cm</th> <th>deg</th> </tr> </thead> <tbody> <tr> <td>1</td> <td>2388.39</td> <td>45.64</td> <td>54.00</td> <td>-8.36</td> <td>33.11</td> <td>32.25</td> <td>6.70</td> <td>32.42</td> <td>6.00</td> <td>121</td> <td>149</td> <td>AVERAGE</td> </tr> </tbody> </table>	Limit	Over	Read	Ant	Cable	Preamp	Aux	APos	TPos	Remark	Freq	Level	Line	Limit	Level	Factor	Loss	Factor	Factor		MHz	dBuV/m	dBuV/m	dB	dBuV	dB/m	dB	dB	dB	cm	deg	1	2388.39	45.64	54.00	-8.36	33.11	32.25	6.70	32.42	6.00	121	149	AVERAGE	<table border="1"> <thead> <tr> <th>Limit</th> <th>Over</th> <th>Read</th> <th>Ant</th> <th>Cable</th> <th>Preamp</th> <th>Aux</th> <th>APos</th> <th>TPos</th> <th>Remark</th> </tr> <tr> <th>Freq</th> <th>Level</th> <th>Line</th> <th>Limit</th> <th>Level</th> <th>Factor</th> <th>Loss</th> <th>Factor</th> <th>Factor</th> <th></th> </tr> <tr> <th>MHz</th> <th>dBuV/m</th> <th>dBuV/m</th> <th>dB</th> <th>dBuV</th> <th>dB/m</th> <th>dB</th> <th>dB</th> <th>dB</th> <th>cm</th> <th>deg</th> </tr> </thead> <tbody> <tr> <td>1</td> <td>2404.00</td> <td>95.40</td> <td>-----</td> <td>-----</td> <td>82.77</td> <td>32.32</td> <td>6.73</td> <td>32.42</td> <td>6.00</td> <td>121</td> <td>149</td> <td>AVERAGE</td> </tr> </tbody> </table>	Limit	Over	Read	Ant	Cable	Preamp	Aux	APos	TPos	Remark	Freq	Level	Line	Limit	Level	Factor	Loss	Factor	Factor		MHz	dBuV/m	dBuV/m	dB	dBuV	dB/m	dB	dB	dB	cm	deg	1	2404.00	95.40	-----	-----	82.77	32.32	6.73	32.42	6.00	121	149	AVERAGE
	Limit	Over	Read	Ant	Cable	Preamp	Aux	APos	TPos	Remark																																																																																
Freq	Level	Line	Limit	Level	Factor	Loss	Factor	Factor																																																																																		
MHz	dBuV/m	dBuV/m	dB	dBuV	dB/m	dB	dB	dB	cm	deg																																																																																
1	2388.39	45.64	54.00	-8.36	33.11	32.25	6.70	32.42	6.00	121	149	AVERAGE																																																																														
Limit	Over	Read	Ant	Cable	Preamp	Aux	APos	TPos	Remark																																																																																	
Freq	Level	Line	Limit	Level	Factor	Loss	Factor	Factor																																																																																		
MHz	dBuV/m	dBuV/m	dB	dBuV	dB/m	dB	dB	dB	cm	deg																																																																																
1	2404.00	95.40	-----	-----	82.77	32.32	6.73	32.42	6.00	121	149	AVERAGE																																																																														



	7																																																																																									
Mode	Band Edge																																																																																									
	2400-2483.5_Bluetooth-LE_GSKF_CH1_2404MHz																																																																																									
ANT	SISO																																																																																									
Pol.	Vertical	Fundamental																																																																																								
Peak	<table border="1"> <thead> <tr> <th>Limit</th> <th>Over</th> <th>Read</th> <th>Ant</th> <th>Cable</th> <th>Preamp</th> <th>Aux</th> <th>APos</th> <th>TPos</th> <th>Remark</th> </tr> <tr> <th>Freq</th> <th>Level</th> <th>Line</th> <th>Limit</th> <th>Level</th> <th>Factor</th> <th>Loss</th> <th>Factor</th> <th>Factor</th> <th></th> </tr> <tr> <th>MHz</th> <th>dBuV/m</th> <th>dBuV/m</th> <th>dB</th> <th>dBuV</th> <th>dB/m</th> <th>dB</th> <th>dB</th> <th>dB</th> <th>cm</th> <th>deg</th> </tr> </thead> <tbody> <tr> <td>1</td> <td>2384.10</td> <td>54.86</td> <td>74.00</td> <td>-19.14</td> <td>42.35</td> <td>32.24</td> <td>6.70</td> <td>32.43</td> <td>6.00</td> <td>129</td> <td>360</td> <td>PEAK</td> </tr> </tbody> </table>	Limit	Over	Read	Ant	Cable	Preamp	Aux	APos	TPos	Remark	Freq	Level	Line	Limit	Level	Factor	Loss	Factor	Factor		MHz	dBuV/m	dBuV/m	dB	dBuV	dB/m	dB	dB	dB	cm	deg	1	2384.10	54.86	74.00	-19.14	42.35	32.24	6.70	32.43	6.00	129	360	PEAK	<table border="1"> <thead> <tr> <th>Limit</th> <th>Over</th> <th>Read</th> <th>Ant</th> <th>Cable</th> <th>Preamp</th> <th>Aux</th> <th>APos</th> <th>TPos</th> <th>Remark</th> </tr> <tr> <th>Freq</th> <th>Level</th> <th>Line</th> <th>Limit</th> <th>Level</th> <th>Factor</th> <th>Loss</th> <th>Factor</th> <th>Factor</th> <th></th> </tr> <tr> <th>MHz</th> <th>dBuV/m</th> <th>dBuV/m</th> <th>dB</th> <th>dBuV</th> <th>dB/m</th> <th>dB</th> <th>dB</th> <th>dB</th> <th>cm</th> <th>deg</th> </tr> </thead> <tbody> <tr> <td>1</td> <td>2404.00</td> <td>95.01</td> <td>-----</td> <td>-----</td> <td>82.38</td> <td>32.32</td> <td>6.73</td> <td>32.42</td> <td>6.00</td> <td>129</td> <td>360</td> <td>PEAK</td> </tr> </tbody> </table>	Limit	Over	Read	Ant	Cable	Preamp	Aux	APos	TPos	Remark	Freq	Level	Line	Limit	Level	Factor	Loss	Factor	Factor		MHz	dBuV/m	dBuV/m	dB	dBuV	dB/m	dB	dB	dB	cm	deg	1	2404.00	95.01	-----	-----	82.38	32.32	6.73	32.42	6.00	129	360	PEAK
	Limit	Over	Read	Ant	Cable	Preamp	Aux	APos	TPos	Remark																																																																																
Freq	Level	Line	Limit	Level	Factor	Loss	Factor	Factor																																																																																		
MHz	dBuV/m	dBuV/m	dB	dBuV	dB/m	dB	dB	dB	cm	deg																																																																																
1	2384.10	54.86	74.00	-19.14	42.35	32.24	6.70	32.43	6.00	129	360	PEAK																																																																														
Limit	Over	Read	Ant	Cable	Preamp	Aux	APos	TPos	Remark																																																																																	
Freq	Level	Line	Limit	Level	Factor	Loss	Factor	Factor																																																																																		
MHz	dBuV/m	dBuV/m	dB	dBuV	dB/m	dB	dB	dB	cm	deg																																																																																
1	2404.00	95.01	-----	-----	82.38	32.32	6.73	32.42	6.00	129	360	PEAK																																																																														
Avg	<table border="1"> <thead> <tr> <th>Limit</th> <th>Over</th> <th>Read</th> <th>Ant</th> <th>Cable</th> <th>Preamp</th> <th>Aux</th> <th>APos</th> <th>TPos</th> <th>Remark</th> </tr> <tr> <th>Freq</th> <th>Level</th> <th>Line</th> <th>Limit</th> <th>Level</th> <th>Factor</th> <th>Loss</th> <th>Factor</th> <th>Factor</th> <th></th> </tr> <tr> <th>MHz</th> <th>dBuV/m</th> <th>dBuV/m</th> <th>dB</th> <th>dBuV</th> <th>dB/m</th> <th>dB</th> <th>dB</th> <th>dB</th> <th>cm</th> <th>deg</th> </tr> </thead> <tbody> <tr> <td>1</td> <td>2380.33</td> <td>45.02</td> <td>54.00</td> <td>-8.98</td> <td>32.54</td> <td>32.22</td> <td>6.69</td> <td>32.43</td> <td>6.00</td> <td>129</td> <td>360</td> <td>AVERAGE</td> </tr> </tbody> </table>	Limit	Over	Read	Ant	Cable	Preamp	Aux	APos	TPos	Remark	Freq	Level	Line	Limit	Level	Factor	Loss	Factor	Factor		MHz	dBuV/m	dBuV/m	dB	dBuV	dB/m	dB	dB	dB	cm	deg	1	2380.33	45.02	54.00	-8.98	32.54	32.22	6.69	32.43	6.00	129	360	AVERAGE	<table border="1"> <thead> <tr> <th>Limit</th> <th>Over</th> <th>Read</th> <th>Ant</th> <th>Cable</th> <th>Preamp</th> <th>Aux</th> <th>APos</th> <th>TPos</th> <th>Remark</th> </tr> <tr> <th>Freq</th> <th>Level</th> <th>Line</th> <th>Limit</th> <th>Level</th> <th>Factor</th> <th>Loss</th> <th>Factor</th> <th>Factor</th> <th></th> </tr> <tr> <th>MHz</th> <th>dBuV/m</th> <th>dBuV/m</th> <th>dB</th> <th>dBuV</th> <th>dB/m</th> <th>dB</th> <th>dB</th> <th>dB</th> <th>cm</th> <th>deg</th> </tr> </thead> <tbody> <tr> <td>1</td> <td>2404.00</td> <td>92.78</td> <td>-----</td> <td>-----</td> <td>80.15</td> <td>32.32</td> <td>6.73</td> <td>32.42</td> <td>6.00</td> <td>129</td> <td>360</td> <td>AVERAGE</td> </tr> </tbody> </table>	Limit	Over	Read	Ant	Cable	Preamp	Aux	APos	TPos	Remark	Freq	Level	Line	Limit	Level	Factor	Loss	Factor	Factor		MHz	dBuV/m	dBuV/m	dB	dBuV	dB/m	dB	dB	dB	cm	deg	1	2404.00	92.78	-----	-----	80.15	32.32	6.73	32.42	6.00	129	360	AVERAGE
	Limit	Over	Read	Ant	Cable	Preamp	Aux	APos	TPos	Remark																																																																																
Freq	Level	Line	Limit	Level	Factor	Loss	Factor	Factor																																																																																		
MHz	dBuV/m	dBuV/m	dB	dBuV	dB/m	dB	dB	dB	cm	deg																																																																																
1	2380.33	45.02	54.00	-8.98	32.54	32.22	6.69	32.43	6.00	129	360	AVERAGE																																																																														
Limit	Over	Read	Ant	Cable	Preamp	Aux	APos	TPos	Remark																																																																																	
Freq	Level	Line	Limit	Level	Factor	Loss	Factor	Factor																																																																																		
MHz	dBuV/m	dBuV/m	dB	dBuV	dB/m	dB	dB	dB	cm	deg																																																																																
1	2404.00	92.78	-----	-----	80.15	32.32	6.73	32.42	6.00	129	360	AVERAGE																																																																														



Mode	7																																																																																			
	Harmonic																																																																																			
	2400-2483.5_Bluetooth-LE_GSKF_CH1_2404MHz																																																																																			
ANT	SISO																																																																																			
Pol.	Horizontal	Vertical																																																																																		
Peak Avg	<table border="1"> <thead> <tr> <th>Limit</th> <th>Read</th> <th>Ant</th> <th>Cable</th> <th>Preamp</th> <th>Aux</th> <th>APos</th> <th>TPos</th> <th>Remark</th> </tr> <tr> <th>Freq</th> <th>Level</th> <th>Line Margin</th> <th>Level Factor</th> <th>Loss Factor</th> <th>Factor</th> <th></th> <th></th> <th></th> </tr> <tr> <th>MHz</th> <th>dBuV/m</th> <th>dBuV/m</th> <th>dB</th> <th>dBuV</th> <th>dB/m</th> <th>dB</th> <th>dB</th> <th>dB</th> <th>cm</th> <th>deg</th> </tr> </thead> <tbody> <tr> <td>1</td> <td>4808.00</td> <td>39.51</td> <td>74.00</td> <td>-34.49</td> <td>57.28</td> <td>34.13</td> <td>12.17</td> <td>64.07</td> <td>0.00</td> <td>--</td> <td>-- PEAK</td> </tr> </tbody> </table>	Limit	Read	Ant	Cable	Preamp	Aux	APos	TPos	Remark	Freq	Level	Line Margin	Level Factor	Loss Factor	Factor				MHz	dBuV/m	dBuV/m	dB	dBuV	dB/m	dB	dB	dB	cm	deg	1	4808.00	39.51	74.00	-34.49	57.28	34.13	12.17	64.07	0.00	--	-- PEAK	<table border="1"> <thead> <tr> <th>Limit</th> <th>Read</th> <th>Ant</th> <th>Cable</th> <th>Preamp</th> <th>Aux</th> <th>APos</th> <th>TPos</th> <th>Remark</th> </tr> <tr> <th>Freq</th> <th>Level</th> <th>Line Margin</th> <th>Level Factor</th> <th>Loss Factor</th> <th>Factor</th> <th></th> <th></th> <th></th> </tr> <tr> <th>MHz</th> <th>dBuV/m</th> <th>dBuV/m</th> <th>dB</th> <th>dBuV</th> <th>dB/m</th> <th>dB</th> <th>dB</th> <th>dB</th> <th>cm</th> <th>deg</th> </tr> </thead> <tbody> <tr> <td>1</td> <td>4808.00</td> <td>39.80</td> <td>74.00</td> <td>-34.20</td> <td>57.57</td> <td>34.13</td> <td>12.17</td> <td>64.07</td> <td>0.00</td> <td>--</td> <td>-- PEAK</td> </tr> </tbody> </table>	Limit	Read	Ant	Cable	Preamp	Aux	APos	TPos	Remark	Freq	Level	Line Margin	Level Factor	Loss Factor	Factor				MHz	dBuV/m	dBuV/m	dB	dBuV	dB/m	dB	dB	dB	cm	deg	1	4808.00	39.80	74.00	-34.20	57.57	34.13	12.17	64.07	0.00	--	-- PEAK
	Limit	Read	Ant	Cable	Preamp	Aux	APos	TPos	Remark																																																																											
Freq	Level	Line Margin	Level Factor	Loss Factor	Factor																																																																															
MHz	dBuV/m	dBuV/m	dB	dBuV	dB/m	dB	dB	dB	cm	deg																																																																										
1	4808.00	39.51	74.00	-34.49	57.28	34.13	12.17	64.07	0.00	--	-- PEAK																																																																									
Limit	Read	Ant	Cable	Preamp	Aux	APos	TPos	Remark																																																																												
Freq	Level	Line Margin	Level Factor	Loss Factor	Factor																																																																															
MHz	dBuV/m	dBuV/m	dB	dBuV	dB/m	dB	dB	dB	cm	deg																																																																										
1	4808.00	39.80	74.00	-34.20	57.57	34.13	12.17	64.07	0.00	--	-- PEAK																																																																									



Mode	8																																																																																																													
	Harmonic																																																																																																													
	2400-2483.5_Bluetooth-LE_GSKF_CH19_2440MHz																																																																																																													
ANT	SISO																																																																																																													
Pol.	Horizontal	Vertical																																																																																																												
Peak Avg	<table border="1"> <thead> <tr> <th>Limit</th> <th>Read</th> <th>Ant</th> <th>Cable</th> <th>Preamp</th> <th>Aux</th> <th>APos</th> <th>TPos</th> <th>Remark</th> </tr> <tr> <th>Freq</th> <th>Level</th> <th>Line Margin</th> <th>Level Factor</th> <th>Loss Factor</th> <th>Loss Factor</th> <th>Factor</th> <th></th> <th></th> </tr> <tr> <th>MHz</th> <th>dBuV/m</th> <th>dBuV/m</th> <th>dB</th> <th>dBuV</th> <th>dB/m</th> <th>dB</th> <th>dB</th> <th>cm</th> <th>deg</th> </tr> </thead> <tbody> <tr> <td>1</td> <td>4880.00</td> <td>39.29</td> <td>74.00</td> <td>-34.71</td> <td>57.11</td> <td>34.24</td> <td>12.25</td> <td>64.31</td> <td>0.00</td> <td>--</td> <td>--</td> <td>PEAK</td> </tr> <tr> <td>2</td> <td>7320.00</td> <td>42.67</td> <td>74.00</td> <td>-31.33</td> <td>55.79</td> <td>35.00</td> <td>15.10</td> <td>64.02</td> <td>0.00</td> <td>--</td> <td>--</td> <td>PEAK</td> </tr> </tbody> </table>	Limit	Read	Ant	Cable	Preamp	Aux	APos	TPos	Remark	Freq	Level	Line Margin	Level Factor	Loss Factor	Loss Factor	Factor			MHz	dBuV/m	dBuV/m	dB	dBuV	dB/m	dB	dB	cm	deg	1	4880.00	39.29	74.00	-34.71	57.11	34.24	12.25	64.31	0.00	--	--	PEAK	2	7320.00	42.67	74.00	-31.33	55.79	35.00	15.10	64.02	0.00	--	--	PEAK	<table border="1"> <thead> <tr> <th>Limit</th> <th>Read</th> <th>Ant</th> <th>Cable</th> <th>Preamp</th> <th>Aux</th> <th>APos</th> <th>TPos</th> <th>Remark</th> </tr> <tr> <th>Freq</th> <th>Level</th> <th>Line Margin</th> <th>Level Factor</th> <th>Loss Factor</th> <th>Loss Factor</th> <th>Factor</th> <th></th> <th></th> </tr> <tr> <th>MHz</th> <th>dBuV/m</th> <th>dBuV/m</th> <th>dB</th> <th>dBuV</th> <th>dB/m</th> <th>dB</th> <th>dB</th> <th>cm</th> <th>deg</th> </tr> </thead> <tbody> <tr> <td>1</td> <td>4880.00</td> <td>39.32</td> <td>74.00</td> <td>-34.68</td> <td>57.14</td> <td>34.24</td> <td>12.25</td> <td>64.31</td> <td>0.00</td> <td>--</td> <td>--</td> <td>PEAK</td> </tr> <tr> <td>2</td> <td>7320.00</td> <td>43.00</td> <td>74.00</td> <td>-31.00</td> <td>56.12</td> <td>35.80</td> <td>15.10</td> <td>64.02</td> <td>0.00</td> <td>--</td> <td>--</td> <td>PEAK</td> </tr> </tbody> </table>	Limit	Read	Ant	Cable	Preamp	Aux	APos	TPos	Remark	Freq	Level	Line Margin	Level Factor	Loss Factor	Loss Factor	Factor			MHz	dBuV/m	dBuV/m	dB	dBuV	dB/m	dB	dB	cm	deg	1	4880.00	39.32	74.00	-34.68	57.14	34.24	12.25	64.31	0.00	--	--	PEAK	2	7320.00	43.00	74.00	-31.00	56.12	35.80	15.10	64.02	0.00	--	--	PEAK
Limit	Read	Ant	Cable	Preamp	Aux	APos	TPos	Remark																																																																																																						
Freq	Level	Line Margin	Level Factor	Loss Factor	Loss Factor	Factor																																																																																																								
MHz	dBuV/m	dBuV/m	dB	dBuV	dB/m	dB	dB	cm	deg																																																																																																					
1	4880.00	39.29	74.00	-34.71	57.11	34.24	12.25	64.31	0.00	--	--	PEAK																																																																																																		
2	7320.00	42.67	74.00	-31.33	55.79	35.00	15.10	64.02	0.00	--	--	PEAK																																																																																																		
Limit	Read	Ant	Cable	Preamp	Aux	APos	TPos	Remark																																																																																																						
Freq	Level	Line Margin	Level Factor	Loss Factor	Loss Factor	Factor																																																																																																								
MHz	dBuV/m	dBuV/m	dB	dBuV	dB/m	dB	dB	cm	deg																																																																																																					
1	4880.00	39.32	74.00	-34.68	57.14	34.24	12.25	64.31	0.00	--	--	PEAK																																																																																																		
2	7320.00	43.00	74.00	-31.00	56.12	35.80	15.10	64.02	0.00	--	--	PEAK																																																																																																		



Mode	9																																																																																									
	Band Edge																																																																																									
	2400-2483.5_Bluetooth-LE_GSKF_CH38_2478MHz																																																																																									
ANT	SISO																																																																																									
Pol.	Horizontal	Fundamental																																																																																								
Peak	<table border="1"> <thead> <tr> <th>Limit</th> <th>Over</th> <th>Read</th> <th>Ant</th> <th>Cable</th> <th>Preamp</th> <th>Aux</th> <th>APos</th> <th>TPos</th> <th>Remark</th> </tr> <tr> <th>Freq</th> <th>Level</th> <th>Line</th> <th>Limit</th> <th>Level</th> <th>Factor</th> <th>Loss</th> <th>Factor</th> <th>Factor</th> <th></th> </tr> <tr> <th>MHz</th> <th>dBuV/m</th> <th>dBuV/m</th> <th>dB</th> <th>dBuV</th> <th>dB/m</th> <th>dB</th> <th>dB</th> <th>dB</th> <th>cm</th> <th>deg</th> </tr> </thead> <tbody> <tr> <td>1</td> <td>2487.16</td> <td>55.38</td> <td>74.00</td> <td>-18.62</td> <td>42.45</td> <td>32.50</td> <td>6.84</td> <td>32.41</td> <td>6.00</td> <td>100</td> <td>151</td> <td>PEAK</td> </tr> </tbody> </table>	Limit	Over	Read	Ant	Cable	Preamp	Aux	APos	TPos	Remark	Freq	Level	Line	Limit	Level	Factor	Loss	Factor	Factor		MHz	dBuV/m	dBuV/m	dB	dBuV	dB/m	dB	dB	dB	cm	deg	1	2487.16	55.38	74.00	-18.62	42.45	32.50	6.84	32.41	6.00	100	151	PEAK	<table border="1"> <thead> <tr> <th>Limit</th> <th>Over</th> <th>Read</th> <th>Ant</th> <th>Cable</th> <th>Preamp</th> <th>Aux</th> <th>APos</th> <th>TPos</th> <th>Remark</th> </tr> <tr> <th>Freq</th> <th>Level</th> <th>Line</th> <th>Limit</th> <th>Level</th> <th>Factor</th> <th>Loss</th> <th>Factor</th> <th>Factor</th> <th></th> </tr> <tr> <th>MHz</th> <th>dBuV/m</th> <th>dBuV/m</th> <th>dB</th> <th>dBuV</th> <th>dB/m</th> <th>dB</th> <th>dB</th> <th>dB</th> <th>cm</th> <th>deg</th> </tr> </thead> <tbody> <tr> <td>1</td> <td>2478.00</td> <td>98.62</td> <td>-----</td> <td>-----</td> <td>85.70</td> <td>32.50</td> <td>6.83</td> <td>32.41</td> <td>6.00</td> <td>100</td> <td>151</td> <td>PEAK</td> </tr> </tbody> </table>	Limit	Over	Read	Ant	Cable	Preamp	Aux	APos	TPos	Remark	Freq	Level	Line	Limit	Level	Factor	Loss	Factor	Factor		MHz	dBuV/m	dBuV/m	dB	dBuV	dB/m	dB	dB	dB	cm	deg	1	2478.00	98.62	-----	-----	85.70	32.50	6.83	32.41	6.00	100	151	PEAK
	Limit	Over	Read	Ant	Cable	Preamp	Aux	APos	TPos	Remark																																																																																
Freq	Level	Line	Limit	Level	Factor	Loss	Factor	Factor																																																																																		
MHz	dBuV/m	dBuV/m	dB	dBuV	dB/m	dB	dB	dB	cm	deg																																																																																
1	2487.16	55.38	74.00	-18.62	42.45	32.50	6.84	32.41	6.00	100	151	PEAK																																																																														
Limit	Over	Read	Ant	Cable	Preamp	Aux	APos	TPos	Remark																																																																																	
Freq	Level	Line	Limit	Level	Factor	Loss	Factor	Factor																																																																																		
MHz	dBuV/m	dBuV/m	dB	dBuV	dB/m	dB	dB	dB	cm	deg																																																																																
1	2478.00	98.62	-----	-----	85.70	32.50	6.83	32.41	6.00	100	151	PEAK																																																																														
Avg	<table border="1"> <thead> <tr> <th>Limit</th> <th>Over</th> <th>Read</th> <th>Ant</th> <th>Cable</th> <th>Preamp</th> <th>Aux</th> <th>APos</th> <th>TPos</th> <th>Remark</th> </tr> <tr> <th>Freq</th> <th>Level</th> <th>Line</th> <th>Limit</th> <th>Level</th> <th>Factor</th> <th>Loss</th> <th>Factor</th> <th>Factor</th> <th></th> </tr> <tr> <th>MHz</th> <th>dBuV/m</th> <th>dBuV/m</th> <th>dB</th> <th>dBuV</th> <th>dB/m</th> <th>dB</th> <th>dB</th> <th>dB</th> <th>cm</th> <th>deg</th> </tr> </thead> <tbody> <tr> <td>1</td> <td>2489.02</td> <td>45.98</td> <td>54.00</td> <td>-8.02</td> <td>33.05</td> <td>32.50</td> <td>6.84</td> <td>32.41</td> <td>6.00</td> <td>100</td> <td>151</td> <td>AVERAGE</td> </tr> </tbody> </table>	Limit	Over	Read	Ant	Cable	Preamp	Aux	APos	TPos	Remark	Freq	Level	Line	Limit	Level	Factor	Loss	Factor	Factor		MHz	dBuV/m	dBuV/m	dB	dBuV	dB/m	dB	dB	dB	cm	deg	1	2489.02	45.98	54.00	-8.02	33.05	32.50	6.84	32.41	6.00	100	151	AVERAGE	<table border="1"> <thead> <tr> <th>Limit</th> <th>Over</th> <th>Read</th> <th>Ant</th> <th>Cable</th> <th>Preamp</th> <th>Aux</th> <th>APos</th> <th>TPos</th> <th>Remark</th> </tr> <tr> <th>Freq</th> <th>Level</th> <th>Line</th> <th>Limit</th> <th>Level</th> <th>Factor</th> <th>Loss</th> <th>Factor</th> <th>Factor</th> <th></th> </tr> <tr> <th>MHz</th> <th>dBuV/m</th> <th>dBuV/m</th> <th>dB</th> <th>dBuV</th> <th>dB/m</th> <th>dB</th> <th>dB</th> <th>dB</th> <th>cm</th> <th>deg</th> </tr> </thead> <tbody> <tr> <td>1</td> <td>2478.00</td> <td>96.43</td> <td>-----</td> <td>-----</td> <td>83.51</td> <td>32.50</td> <td>6.83</td> <td>32.41</td> <td>6.00</td> <td>100</td> <td>151</td> <td>AVERAGE</td> </tr> </tbody> </table>	Limit	Over	Read	Ant	Cable	Preamp	Aux	APos	TPos	Remark	Freq	Level	Line	Limit	Level	Factor	Loss	Factor	Factor		MHz	dBuV/m	dBuV/m	dB	dBuV	dB/m	dB	dB	dB	cm	deg	1	2478.00	96.43	-----	-----	83.51	32.50	6.83	32.41	6.00	100	151	AVERAGE
	Limit	Over	Read	Ant	Cable	Preamp	Aux	APos	TPos	Remark																																																																																
Freq	Level	Line	Limit	Level	Factor	Loss	Factor	Factor																																																																																		
MHz	dBuV/m	dBuV/m	dB	dBuV	dB/m	dB	dB	dB	cm	deg																																																																																
1	2489.02	45.98	54.00	-8.02	33.05	32.50	6.84	32.41	6.00	100	151	AVERAGE																																																																														
Limit	Over	Read	Ant	Cable	Preamp	Aux	APos	TPos	Remark																																																																																	
Freq	Level	Line	Limit	Level	Factor	Loss	Factor	Factor																																																																																		
MHz	dBuV/m	dBuV/m	dB	dBuV	dB/m	dB	dB	dB	cm	deg																																																																																
1	2478.00	96.43	-----	-----	83.51	32.50	6.83	32.41	6.00	100	151	AVERAGE																																																																														



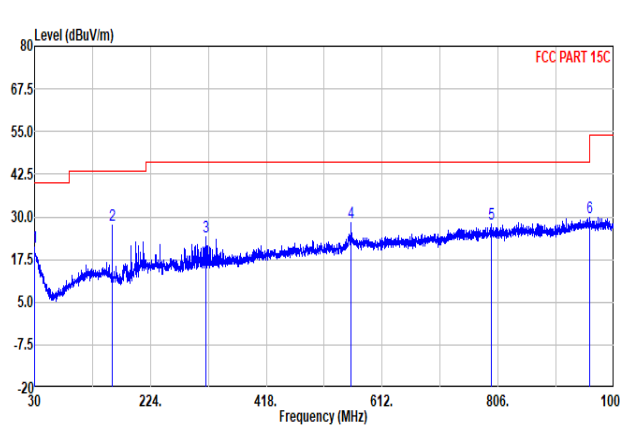
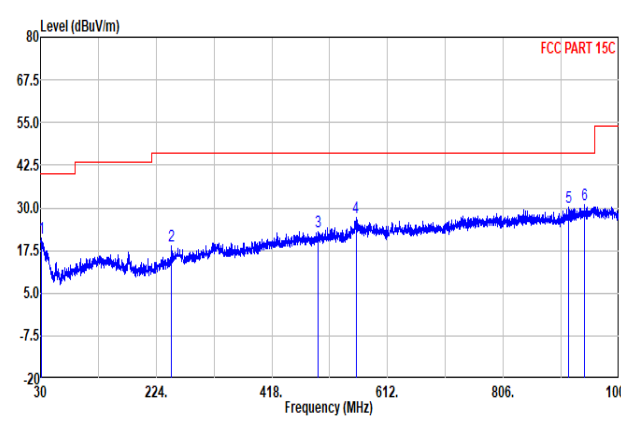
		<b>9</b>																																																																																						
<b>Mode</b>	<b>Band Edge</b>																																																																																							
	<b>2400-2483.5_Bluetooth-LE_GSKF_CH38_2478MHz</b>																																																																																							
<b>ANT</b>	<b>SISO</b>																																																																																							
<b>Pol.</b>	<b>Vertical</b>	<b>Fundamental</b>																																																																																						
<b>Peak</b>																																																																																								
	<table border="1"> <thead> <tr> <th>Limit</th> <th>Over</th> <th>Read</th> <th>Ant</th> <th>Cable</th> <th>Preamp</th> <th>Aux</th> <th>APos</th> <th>TPos</th> <th>Remark</th> </tr> <tr> <th>Freq</th> <th>Level</th> <th>Line</th> <th>Limit</th> <th>Level</th> <th>Factor</th> <th>Loss</th> <th>Factor</th> <th>Factor</th> <th></th> </tr> <tr> <th>MHz</th> <th>dBuV/m</th> <th>dBuV/m</th> <th>dB</th> <th>dBuV</th> <th>dB/m</th> <th>dB</th> <th>dB</th> <th>cm</th> <th>deg</th> </tr> </thead> <tbody> <tr> <td>1</td> <td>2487.04</td> <td>56.00</td> <td>74.00</td> <td>-18.00</td> <td>43.07</td> <td>32.50</td> <td>6.84</td> <td>32.41</td> <td>6.00</td> <td>300</td> <td>84</td> <td>PEAK</td> </tr> </tbody> </table>	Limit	Over	Read	Ant	Cable	Preamp	Aux	APos	TPos	Remark	Freq	Level	Line	Limit	Level	Factor	Loss	Factor	Factor		MHz	dBuV/m	dBuV/m	dB	dBuV	dB/m	dB	dB	cm	deg	1	2487.04	56.00	74.00	-18.00	43.07	32.50	6.84	32.41	6.00	300	84	PEAK	<table border="1"> <thead> <tr> <th>Limit</th> <th>Over</th> <th>Read</th> <th>Ant</th> <th>Cable</th> <th>Preamp</th> <th>Aux</th> <th>APos</th> <th>TPos</th> <th>Remark</th> </tr> <tr> <th>Freq</th> <th>Level</th> <th>Line</th> <th>Limit</th> <th>Level</th> <th>Factor</th> <th>Loss</th> <th>Factor</th> <th>Factor</th> <th></th> </tr> <tr> <th>MHz</th> <th>dBuV/m</th> <th>dBuV/m</th> <th>dB</th> <th>dBuV</th> <th>dB/m</th> <th>dB</th> <th>dB</th> <th>cm</th> <th>deg</th> </tr> </thead> <tbody> <tr> <td>1</td> <td>2478.00</td> <td>96.49</td> <td>-----</td> <td>-----</td> <td>83.57</td> <td>32.50</td> <td>6.83</td> <td>32.41</td> <td>6.00</td> <td>300</td> <td>84</td> <td>PEAK</td> </tr> </tbody> </table>		Limit	Over	Read	Ant	Cable	Preamp	Aux	APos	TPos	Remark	Freq	Level	Line	Limit	Level	Factor	Loss	Factor	Factor		MHz	dBuV/m	dBuV/m	dB	dBuV	dB/m	dB	dB	cm	deg	1	2478.00	96.49	-----	-----	83.57	32.50	6.83	32.41	6.00	300	84
Limit	Over	Read	Ant	Cable	Preamp	Aux	APos	TPos	Remark																																																																															
Freq	Level	Line	Limit	Level	Factor	Loss	Factor	Factor																																																																																
MHz	dBuV/m	dBuV/m	dB	dBuV	dB/m	dB	dB	cm	deg																																																																															
1	2487.04	56.00	74.00	-18.00	43.07	32.50	6.84	32.41	6.00	300	84	PEAK																																																																												
Limit	Over	Read	Ant	Cable	Preamp	Aux	APos	TPos	Remark																																																																															
Freq	Level	Line	Limit	Level	Factor	Loss	Factor	Factor																																																																																
MHz	dBuV/m	dBuV/m	dB	dBuV	dB/m	dB	dB	cm	deg																																																																															
1	2478.00	96.49	-----	-----	83.57	32.50	6.83	32.41	6.00	300	84	PEAK																																																																												
<b>Avg</b>																																																																																								
	<table border="1"> <thead> <tr> <th>Limit</th> <th>Over</th> <th>Read</th> <th>Ant</th> <th>Cable</th> <th>Preamp</th> <th>Aux</th> <th>APos</th> <th>TPos</th> <th>Remark</th> </tr> <tr> <th>Freq</th> <th>Level</th> <th>Line</th> <th>Limit</th> <th>Level</th> <th>Factor</th> <th>Loss</th> <th>Factor</th> <th>Factor</th> <th></th> </tr> <tr> <th>MHz</th> <th>dBuV/m</th> <th>dBuV/m</th> <th>dB</th> <th>dBuV</th> <th>dB/m</th> <th>dB</th> <th>dB</th> <th>cm</th> <th>deg</th> </tr> </thead> <tbody> <tr> <td>1</td> <td>2488.06</td> <td>45.88</td> <td>54.00</td> <td>-8.12</td> <td>32.95</td> <td>32.50</td> <td>6.84</td> <td>32.41</td> <td>6.00</td> <td>300</td> <td>84</td> <td>AVERAGE</td> </tr> </tbody> </table>	Limit	Over	Read	Ant	Cable	Preamp	Aux	APos	TPos	Remark	Freq	Level	Line	Limit	Level	Factor	Loss	Factor	Factor		MHz	dBuV/m	dBuV/m	dB	dBuV	dB/m	dB	dB	cm	deg	1	2488.06	45.88	54.00	-8.12	32.95	32.50	6.84	32.41	6.00	300	84	AVERAGE	<table border="1"> <thead> <tr> <th>Limit</th> <th>Over</th> <th>Read</th> <th>Ant</th> <th>Cable</th> <th>Preamp</th> <th>Aux</th> <th>APos</th> <th>TPos</th> <th>Remark</th> </tr> <tr> <th>Freq</th> <th>Level</th> <th>Line</th> <th>Limit</th> <th>Level</th> <th>Factor</th> <th>Loss</th> <th>Factor</th> <th>Factor</th> <th></th> </tr> <tr> <th>MHz</th> <th>dBuV/m</th> <th>dBuV/m</th> <th>dB</th> <th>dBuV</th> <th>dB/m</th> <th>dB</th> <th>dB</th> <th>cm</th> <th>deg</th> </tr> </thead> <tbody> <tr> <td>1</td> <td>2478.00</td> <td>94.42</td> <td>-----</td> <td>-----</td> <td>81.50</td> <td>32.50</td> <td>6.83</td> <td>32.41</td> <td>6.00</td> <td>300</td> <td>84</td> <td>AVERAGE</td> </tr> </tbody> </table>		Limit	Over	Read	Ant	Cable	Preamp	Aux	APos	TPos	Remark	Freq	Level	Line	Limit	Level	Factor	Loss	Factor	Factor		MHz	dBuV/m	dBuV/m	dB	dBuV	dB/m	dB	dB	cm	deg	1	2478.00	94.42	-----	-----	81.50	32.50	6.83	32.41	6.00	300	84
Limit	Over	Read	Ant	Cable	Preamp	Aux	APos	TPos	Remark																																																																															
Freq	Level	Line	Limit	Level	Factor	Loss	Factor	Factor																																																																																
MHz	dBuV/m	dBuV/m	dB	dBuV	dB/m	dB	dB	cm	deg																																																																															
1	2488.06	45.88	54.00	-8.12	32.95	32.50	6.84	32.41	6.00	300	84	AVERAGE																																																																												
Limit	Over	Read	Ant	Cable	Preamp	Aux	APos	TPos	Remark																																																																															
Freq	Level	Line	Limit	Level	Factor	Loss	Factor	Factor																																																																																
MHz	dBuV/m	dBuV/m	dB	dBuV	dB/m	dB	dB	cm	deg																																																																															
1	2478.00	94.42	-----	-----	81.50	32.50	6.83	32.41	6.00	300	84	AVERAGE																																																																												



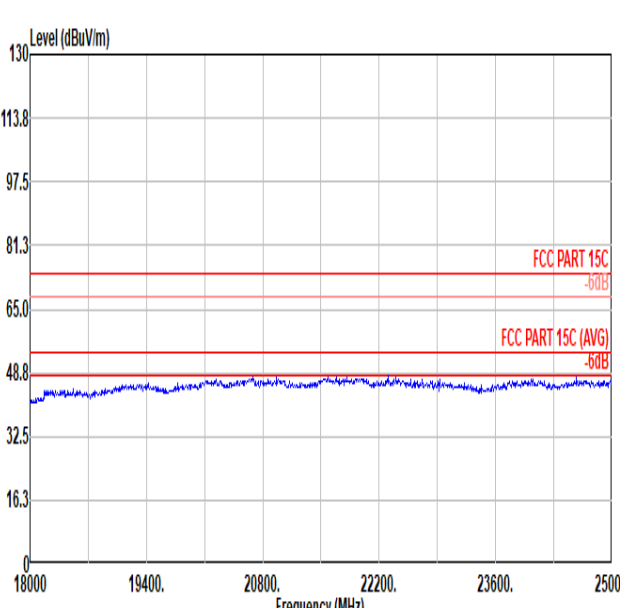
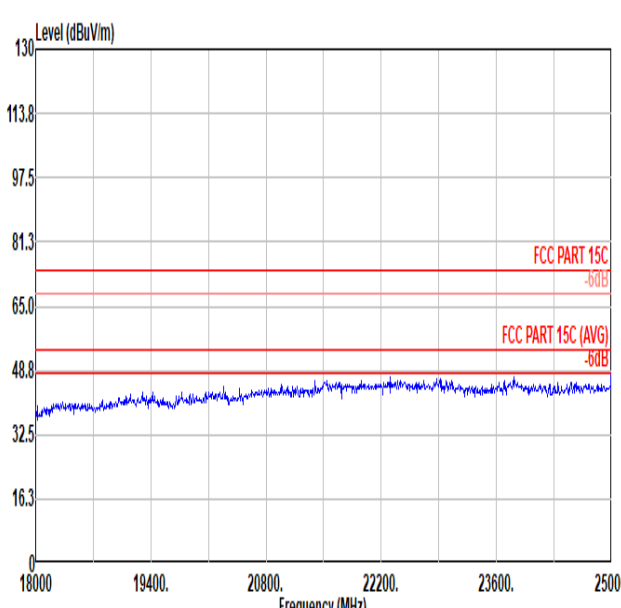
Mode	9																																																																																																													
	Harmonic																																																																																																													
	2400-2483.5_Bluetooth-LE_GSKF_CH38_2478MHz																																																																																																													
ANT	SISO																																																																																																													
Pol.	Horizontal	Vertical																																																																																																												
Peak Avg	<table border="1"> <thead> <tr> <th>Limit</th> <th>Read</th> <th>Ant</th> <th>Cable</th> <th>Preamp</th> <th>Aux</th> <th>APos</th> <th>TPos</th> <th>Remark</th> </tr> <tr> <th>Freq</th> <th>Level</th> <th>Line Margin</th> <th>Level Factor</th> <th>Loss Factor</th> <th>Loss Factor</th> <th>Factor</th> <th></th> <th></th> </tr> <tr> <th>MHz</th> <th>dBuV/m</th> <th>dBuV/m</th> <th>dB</th> <th>dBuV</th> <th>dB/m</th> <th>dB</th> <th>dB</th> <th>cm</th> <th>deg</th> </tr> </thead> <tbody> <tr> <td>1</td> <td>4956.00</td> <td>38.85</td> <td>74.00</td> <td>-35.15</td> <td>56.42</td> <td>34.42</td> <td>12.34</td> <td>64.33</td> <td>0.00</td> <td>--</td> <td>--</td> <td>PEAK</td> </tr> <tr> <td>2</td> <td>7434.00</td> <td>41.73</td> <td>74.00</td> <td>-32.27</td> <td>54.70</td> <td>35.87</td> <td>15.22</td> <td>64.06</td> <td>0.00</td> <td>--</td> <td>--</td> <td>PEAK</td> </tr> </tbody> </table>	Limit	Read	Ant	Cable	Preamp	Aux	APos	TPos	Remark	Freq	Level	Line Margin	Level Factor	Loss Factor	Loss Factor	Factor			MHz	dBuV/m	dBuV/m	dB	dBuV	dB/m	dB	dB	cm	deg	1	4956.00	38.85	74.00	-35.15	56.42	34.42	12.34	64.33	0.00	--	--	PEAK	2	7434.00	41.73	74.00	-32.27	54.70	35.87	15.22	64.06	0.00	--	--	PEAK	<table border="1"> <thead> <tr> <th>Limit</th> <th>Read</th> <th>Ant</th> <th>Cable</th> <th>Preamp</th> <th>Aux</th> <th>APos</th> <th>TPos</th> <th>Remark</th> </tr> <tr> <th>Freq</th> <th>Level</th> <th>Line Margin</th> <th>Level Factor</th> <th>Loss Factor</th> <th>Loss Factor</th> <th>Factor</th> <th></th> <th></th> </tr> <tr> <th>MHz</th> <th>dBuV/m</th> <th>dBuV/m</th> <th>dB</th> <th>dBuV</th> <th>dB/m</th> <th>dB</th> <th>dB</th> <th>cm</th> <th>deg</th> </tr> </thead> <tbody> <tr> <td>1</td> <td>4956.00</td> <td>40.00</td> <td>74.00</td> <td>-33.92</td> <td>57.65</td> <td>34.42</td> <td>12.34</td> <td>64.33</td> <td>0.00</td> <td>--</td> <td>--</td> <td>PEAK</td> </tr> <tr> <td>2</td> <td>7434.00</td> <td>43.89</td> <td>74.00</td> <td>-30.11</td> <td>56.86</td> <td>35.87</td> <td>15.22</td> <td>64.06</td> <td>0.00</td> <td>--</td> <td>--</td> <td>PEAK</td> </tr> </tbody> </table>	Limit	Read	Ant	Cable	Preamp	Aux	APos	TPos	Remark	Freq	Level	Line Margin	Level Factor	Loss Factor	Loss Factor	Factor			MHz	dBuV/m	dBuV/m	dB	dBuV	dB/m	dB	dB	cm	deg	1	4956.00	40.00	74.00	-33.92	57.65	34.42	12.34	64.33	0.00	--	--	PEAK	2	7434.00	43.89	74.00	-30.11	56.86	35.87	15.22	64.06	0.00	--	--	PEAK
Limit	Read	Ant	Cable	Preamp	Aux	APos	TPos	Remark																																																																																																						
Freq	Level	Line Margin	Level Factor	Loss Factor	Loss Factor	Factor																																																																																																								
MHz	dBuV/m	dBuV/m	dB	dBuV	dB/m	dB	dB	cm	deg																																																																																																					
1	4956.00	38.85	74.00	-35.15	56.42	34.42	12.34	64.33	0.00	--	--	PEAK																																																																																																		
2	7434.00	41.73	74.00	-32.27	54.70	35.87	15.22	64.06	0.00	--	--	PEAK																																																																																																		
Limit	Read	Ant	Cable	Preamp	Aux	APos	TPos	Remark																																																																																																						
Freq	Level	Line Margin	Level Factor	Loss Factor	Loss Factor	Factor																																																																																																								
MHz	dBuV/m	dBuV/m	dB	dBuV	dB/m	dB	dB	cm	deg																																																																																																					
1	4956.00	40.00	74.00	-33.92	57.65	34.42	12.34	64.33	0.00	--	--	PEAK																																																																																																		
2	7434.00	43.89	74.00	-30.11	56.86	35.87	15.22	64.06	0.00	--	--	PEAK																																																																																																		



	<b>9</b>
<b>Mode</b>	<b>LF</b>
	<b>2400-2483.5_Bluetooth-LE_GSKF_CH39_2480MHz</b>
<b>ANT</b>	<b>0</b>

<b>Pol.</b>	<b>Horizontal</b>	<b>Vertical</b>																																																																																																																																																																																											
<b>Peak</b>																																																																																																																																																																																													
	<table border="1" style="width:100%; border-collapse: collapse; font-size: small;"> <thead> <tr> <th>Freq</th> <th>Limit</th> <th>Over</th> <th>Read</th> <th>Ant</th> <th>Cable</th> <th>Preamp</th> <th>Aux</th> <th>APos</th> <th>TPos</th> <th>Remark</th> </tr> <tr> <th>MHz</th> <th>dBuV/m</th> <th>dBuV/m</th> <th>dB</th> <th>dBuV</th> <th>dB/m</th> <th>dB</th> <th>dB</th> <th>dB</th> <th>cm</th> <th>deg</th> </tr> </thead> <tbody> <tr><td>1</td><td>30.49</td><td>20.98</td><td>40.00</td><td>-19.02</td><td>28.57</td><td>24.86</td><td>0.36</td><td>32.81</td><td>0.00</td><td>--</td><td>Peak</td></tr> <tr><td>2</td><td>159.98</td><td>27.66</td><td>43.50</td><td>-15.84</td><td>42.43</td><td>16.68</td><td>1.27</td><td>32.72</td><td>0.00</td><td>--</td><td>Peak</td></tr> <tr><td>3</td><td>316.15</td><td>24.18</td><td>46.00</td><td>-21.82</td><td>35.67</td><td>19.48</td><td>1.87</td><td>32.84</td><td>0.00</td><td>--</td><td>Peak</td></tr> <tr><td>4</td><td>560.35</td><td>28.20</td><td>46.00</td><td>-17.80</td><td>32.66</td><td>26.33</td><td>2.45</td><td>33.24</td><td>0.00</td><td>--</td><td>Peak</td></tr> <tr><td>5</td><td>794.12</td><td>27.97</td><td>46.00</td><td>-18.03</td><td>29.60</td><td>28.45</td><td>2.95</td><td>33.03</td><td>0.00</td><td>--</td><td>Peak</td></tr> <tr><td>6</td><td>958.78</td><td>29.82</td><td>46.00</td><td>-16.18</td><td>27.50</td><td>30.64</td><td>3.25</td><td>31.57</td><td>0.00</td><td>--</td><td>Peak</td></tr> </tbody> </table>	Freq	Limit	Over	Read	Ant	Cable	Preamp	Aux	APos	TPos	Remark	MHz	dBuV/m	dBuV/m	dB	dBuV	dB/m	dB	dB	dB	cm	deg	1	30.49	20.98	40.00	-19.02	28.57	24.86	0.36	32.81	0.00	--	Peak	2	159.98	27.66	43.50	-15.84	42.43	16.68	1.27	32.72	0.00	--	Peak	3	316.15	24.18	46.00	-21.82	35.67	19.48	1.87	32.84	0.00	--	Peak	4	560.35	28.20	46.00	-17.80	32.66	26.33	2.45	33.24	0.00	--	Peak	5	794.12	27.97	46.00	-18.03	29.60	28.45	2.95	33.03	0.00	--	Peak	6	958.78	29.82	46.00	-16.18	27.50	30.64	3.25	31.57	0.00	--	Peak	<table border="1" style="width:100%; border-collapse: collapse; font-size: small;"> <thead> <tr> <th>Freq</th> <th>Limit</th> <th>Over</th> <th>Read</th> <th>Ant</th> <th>Cable</th> <th>Preamp</th> <th>Aux</th> <th>APos</th> <th>TPos</th> <th>Remark</th> </tr> <tr> <th>MHz</th> <th>dBuV/m</th> <th>dBuV/m</th> <th>dB</th> <th>dBuV</th> <th>dB/m</th> <th>dB</th> <th>dB</th> <th>dB</th> <th>cm</th> <th>deg</th> </tr> </thead> <tbody> <tr><td>1</td><td>31.46</td><td>21.20</td><td>40.00</td><td>-18.80</td><td>29.25</td><td>24.39</td><td>0.36</td><td>32.80</td><td>0.00</td><td>--</td><td>Peak</td></tr> <tr><td>2</td><td>249.95</td><td>18.70</td><td>46.00</td><td>-27.30</td><td>31.46</td><td>18.48</td><td>1.65</td><td>32.89</td><td>0.00</td><td>--</td><td>Peak</td></tr> <tr><td>3</td><td>494.87</td><td>22.85</td><td>46.00</td><td>-23.15</td><td>29.82</td><td>23.85</td><td>2.32</td><td>33.14</td><td>0.00</td><td>--</td><td>Peak</td></tr> <tr><td>4</td><td>558.89</td><td>27.12</td><td>46.00</td><td>-18.88</td><td>31.63</td><td>26.28</td><td>2.45</td><td>33.24</td><td>0.00</td><td>--</td><td>Peak</td></tr> <tr><td>5</td><td>916.10</td><td>30.17</td><td>46.00</td><td>-15.83</td><td>29.67</td><td>29.47</td><td>3.15</td><td>32.12</td><td>0.00</td><td>--</td><td>Peak</td></tr> <tr><td>6</td><td>942.29</td><td>31.04</td><td>46.00</td><td>-14.96</td><td>28.94</td><td>30.66</td><td>3.21</td><td>31.77</td><td>0.00</td><td>--</td><td>Peak</td></tr> </tbody> </table>	Freq	Limit	Over	Read	Ant	Cable	Preamp	Aux	APos	TPos	Remark	MHz	dBuV/m	dBuV/m	dB	dBuV	dB/m	dB	dB	dB	cm	deg	1	31.46	21.20	40.00	-18.80	29.25	24.39	0.36	32.80	0.00	--	Peak	2	249.95	18.70	46.00	-27.30	31.46	18.48	1.65	32.89	0.00	--	Peak	3	494.87	22.85	46.00	-23.15	29.82	23.85	2.32	33.14	0.00	--	Peak	4	558.89	27.12	46.00	-18.88	31.63	26.28	2.45	33.24	0.00	--	Peak	5	916.10	30.17	46.00	-15.83	29.67	29.47	3.15	32.12	0.00	--	Peak	6	942.29	31.04	46.00	-14.96	28.94	30.66	3.21	31.77	0.00	--
Freq	Limit	Over	Read	Ant	Cable	Preamp	Aux	APos	TPos	Remark																																																																																																																																																																																			
MHz	dBuV/m	dBuV/m	dB	dBuV	dB/m	dB	dB	dB	cm	deg																																																																																																																																																																																			
1	30.49	20.98	40.00	-19.02	28.57	24.86	0.36	32.81	0.00	--	Peak																																																																																																																																																																																		
2	159.98	27.66	43.50	-15.84	42.43	16.68	1.27	32.72	0.00	--	Peak																																																																																																																																																																																		
3	316.15	24.18	46.00	-21.82	35.67	19.48	1.87	32.84	0.00	--	Peak																																																																																																																																																																																		
4	560.35	28.20	46.00	-17.80	32.66	26.33	2.45	33.24	0.00	--	Peak																																																																																																																																																																																		
5	794.12	27.97	46.00	-18.03	29.60	28.45	2.95	33.03	0.00	--	Peak																																																																																																																																																																																		
6	958.78	29.82	46.00	-16.18	27.50	30.64	3.25	31.57	0.00	--	Peak																																																																																																																																																																																		
Freq	Limit	Over	Read	Ant	Cable	Preamp	Aux	APos	TPos	Remark																																																																																																																																																																																			
MHz	dBuV/m	dBuV/m	dB	dBuV	dB/m	dB	dB	dB	cm	deg																																																																																																																																																																																			
1	31.46	21.20	40.00	-18.80	29.25	24.39	0.36	32.80	0.00	--	Peak																																																																																																																																																																																		
2	249.95	18.70	46.00	-27.30	31.46	18.48	1.65	32.89	0.00	--	Peak																																																																																																																																																																																		
3	494.87	22.85	46.00	-23.15	29.82	23.85	2.32	33.14	0.00	--	Peak																																																																																																																																																																																		
4	558.89	27.12	46.00	-18.88	31.63	26.28	2.45	33.24	0.00	--	Peak																																																																																																																																																																																		
5	916.10	30.17	46.00	-15.83	29.67	29.47	3.15	32.12	0.00	--	Peak																																																																																																																																																																																		
6	942.29	31.04	46.00	-14.96	28.94	30.66	3.21	31.77	0.00	--	Peak																																																																																																																																																																																		

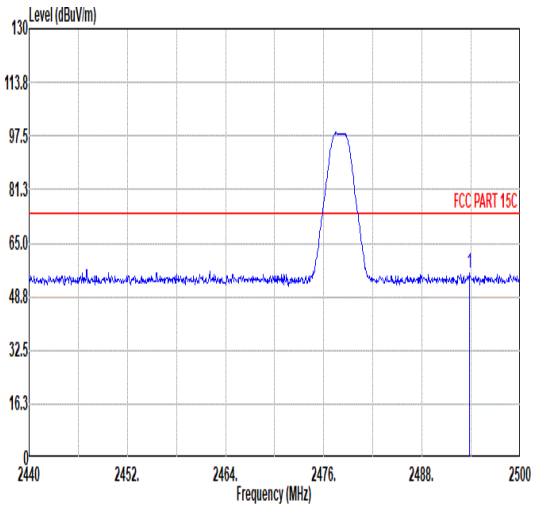
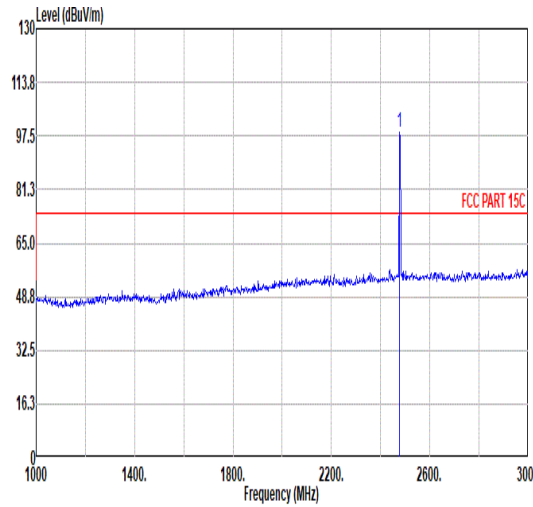
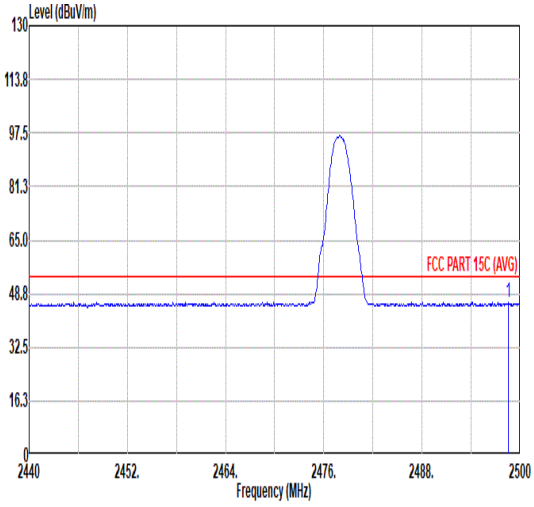
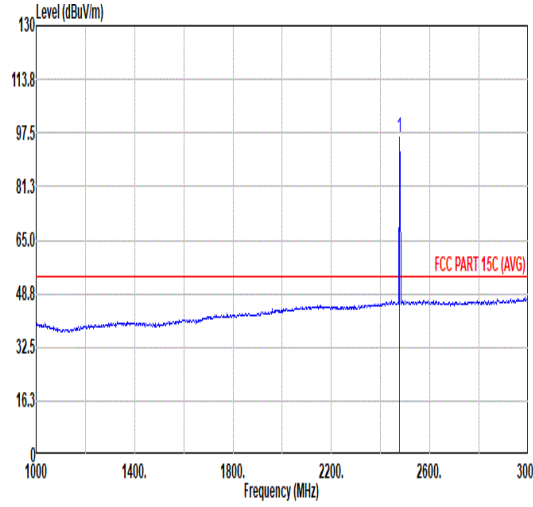
**Emission above 18GHz**

<b>Peak</b>																																																																																	
	<table border="1" style="width:100%; border-collapse: collapse; font-size: small;"> <thead> <tr> <th>Limit</th> <th>Over</th> <th>Read</th> <th>Ant</th> <th>Cable</th> <th>Preamp</th> <th>Aux</th> <th>APos</th> <th>TPos</th> <th>Remark</th> </tr> <tr> <th>dBuV/m</th> <th>dBuV/m</th> <th>dB</th> <th>dBuV</th> <th>dB/m</th> <th>dB</th> <th>dB</th> <th>dB</th> <th>cm</th> <th>deg</th> </tr> </thead> <tbody> <tr> <td>40.00</td> <td>-18.80</td> <td>29.25</td> <td>24.39</td> <td>0.36</td> <td>32.80</td> <td>0.00</td> <td>--</td> <td>--</td> <td>Peak</td> </tr> <tr> <td>46.00</td> <td>-27.30</td> <td>31.46</td> <td>18.48</td> <td>1.65</td> <td>32.89</td> <td>0.00</td> <td>--</td> <td>--</td> <td>Peak</td> </tr> <tr> <td>46.00</td> <td>-23.15</td> <td>29.82</td> <td>23.85</td> <td>2.32</td> <td>33.14</td> <td>0.00</td> <td>--</td> <td>--</td> <td>Peak</td> </tr> <tr> <td>46.00</td> <td>-18.88</td> <td>31.63</td> <td>26.28</td> <td>2.45</td> <td>33.24</td> <td>0.00</td> <td>--</td> <td>--</td> <td>Peak</td> </tr> <tr> <td>46.00</td> <td>-15.83</td> <td>29.67</td> <td>29.47</td> <td>3.15</td> <td>32.12</td> <td>0.00</td> <td>--</td> <td>--</td> <td>Peak</td> </tr> <tr> <td>46.00</td> <td>-14.96</td> <td>28.94</td> <td>30.66</td> <td>3.21</td> <td>31.77</td> <td>0.00</td> <td>--</td> <td>--</td> <td>Peak</td> </tr> </tbody> </table>		Limit	Over	Read	Ant	Cable	Preamp	Aux	APos	TPos	Remark	dBuV/m	dBuV/m	dB	dBuV	dB/m	dB	dB	dB	cm	deg	40.00	-18.80	29.25	24.39	0.36	32.80	0.00	--	--	Peak	46.00	-27.30	31.46	18.48	1.65	32.89	0.00	--	--	Peak	46.00	-23.15	29.82	23.85	2.32	33.14	0.00	--	--	Peak	46.00	-18.88	31.63	26.28	2.45	33.24	0.00	--	--	Peak	46.00	-15.83	29.67	29.47	3.15	32.12	0.00	--	--	Peak	46.00	-14.96	28.94	30.66	3.21	31.77	0.00	--	--
Limit	Over	Read	Ant	Cable	Preamp	Aux	APos	TPos	Remark																																																																								
dBuV/m	dBuV/m	dB	dBuV	dB/m	dB	dB	dB	cm	deg																																																																								
40.00	-18.80	29.25	24.39	0.36	32.80	0.00	--	--	Peak																																																																								
46.00	-27.30	31.46	18.48	1.65	32.89	0.00	--	--	Peak																																																																								
46.00	-23.15	29.82	23.85	2.32	33.14	0.00	--	--	Peak																																																																								
46.00	-18.88	31.63	26.28	2.45	33.24	0.00	--	--	Peak																																																																								
46.00	-15.83	29.67	29.47	3.15	32.12	0.00	--	--	Peak																																																																								
46.00	-14.96	28.94	30.66	3.21	31.77	0.00	--	--	Peak																																																																								



Mode	10																																																																																							
	Band Edge																																																																																							
	2400-2483.5_Bluetooth-LE_GSKF_CH38_2478MHz																																																																																							
ANT	SISO																																																																																							
Pol.	Horizontal	Fundamental																																																																																						
Peak	<table border="1"> <thead> <tr> <th>Limit</th> <th>Over</th> <th>Read</th> <th>Ant</th> <th>Cable</th> <th>Preamp</th> <th>Aux</th> <th>APos</th> <th>TPos</th> <th>Remark</th> </tr> <tr> <th>Freq</th> <th>Level</th> <th>Line</th> <th>Limit</th> <th>Level</th> <th>Factor</th> <th>Loss</th> <th>Factor</th> <th>Factor</th> <th></th> </tr> <tr> <th>MHz</th> <th>dBuV/m</th> <th>dBuV/m</th> <th>dB</th> <th>dBuV</th> <th>dB/m</th> <th>dB</th> <th>dB</th> <th>cm</th> <th>deg</th> </tr> </thead> <tbody> <tr> <td>1</td> <td>2494.96</td> <td>56.17</td> <td>74.00</td> <td>-17.83</td> <td>43.23</td> <td>32.50</td> <td>6.85</td> <td>32.41</td> <td>6.00</td> <td>100</td> <td>282</td> <td>PEAK</td> </tr> </tbody> </table>	Limit	Over	Read	Ant	Cable	Preamp	Aux	APos	TPos	Remark	Freq	Level	Line	Limit	Level	Factor	Loss	Factor	Factor		MHz	dBuV/m	dBuV/m	dB	dBuV	dB/m	dB	dB	cm	deg	1	2494.96	56.17	74.00	-17.83	43.23	32.50	6.85	32.41	6.00	100	282	PEAK	<table border="1"> <thead> <tr> <th>Limit</th> <th>Over</th> <th>Read</th> <th>Ant</th> <th>Cable</th> <th>Preamp</th> <th>Aux</th> <th>APos</th> <th>TPos</th> <th>Remark</th> </tr> <tr> <th>Freq</th> <th>Level</th> <th>Line</th> <th>Limit</th> <th>Level</th> <th>Factor</th> <th>Loss</th> <th>Factor</th> <th>Factor</th> <th></th> </tr> <tr> <th>MHz</th> <th>dBuV/m</th> <th>dBuV/m</th> <th>dB</th> <th>dBuV</th> <th>dB/m</th> <th>dB</th> <th>dB</th> <th>cm</th> <th>deg</th> </tr> </thead> <tbody> <tr> <td>1</td> <td>2478.00</td> <td>99.90</td> <td>-----</td> <td>-----</td> <td>86.98</td> <td>32.50</td> <td>6.83</td> <td>32.41</td> <td>6.00</td> <td>100</td> <td>282</td> <td>PEAK</td> </tr> </tbody> </table>	Limit	Over	Read	Ant	Cable	Preamp	Aux	APos	TPos	Remark	Freq	Level	Line	Limit	Level	Factor	Loss	Factor	Factor		MHz	dBuV/m	dBuV/m	dB	dBuV	dB/m	dB	dB	cm	deg	1	2478.00	99.90	-----	-----	86.98	32.50	6.83	32.41	6.00	100	282	PEAK
	Limit	Over	Read	Ant	Cable	Preamp	Aux	APos	TPos	Remark																																																																														
Freq	Level	Line	Limit	Level	Factor	Loss	Factor	Factor																																																																																
MHz	dBuV/m	dBuV/m	dB	dBuV	dB/m	dB	dB	cm	deg																																																																															
1	2494.96	56.17	74.00	-17.83	43.23	32.50	6.85	32.41	6.00	100	282	PEAK																																																																												
Limit	Over	Read	Ant	Cable	Preamp	Aux	APos	TPos	Remark																																																																															
Freq	Level	Line	Limit	Level	Factor	Loss	Factor	Factor																																																																																
MHz	dBuV/m	dBuV/m	dB	dBuV	dB/m	dB	dB	cm	deg																																																																															
1	2478.00	99.90	-----	-----	86.98	32.50	6.83	32.41	6.00	100	282	PEAK																																																																												
Avg	<table border="1"> <thead> <tr> <th>Limit</th> <th>Over</th> <th>Read</th> <th>Ant</th> <th>Cable</th> <th>Preamp</th> <th>Aux</th> <th>APos</th> <th>TPos</th> <th>Remark</th> </tr> <tr> <th>Freq</th> <th>Level</th> <th>Line</th> <th>Limit</th> <th>Level</th> <th>Factor</th> <th>Loss</th> <th>Factor</th> <th>Factor</th> <th></th> </tr> <tr> <th>MHz</th> <th>dBuV/m</th> <th>dBuV/m</th> <th>dB</th> <th>dBuV</th> <th>dB/m</th> <th>dB</th> <th>dB</th> <th>cm</th> <th>deg</th> </tr> </thead> <tbody> <tr> <td>1</td> <td>2486.74</td> <td>46.34</td> <td>54.00</td> <td>-7.66</td> <td>33.41</td> <td>32.50</td> <td>6.84</td> <td>32.41</td> <td>6.00</td> <td>100</td> <td>282</td> <td>AVERAGE</td> </tr> </tbody> </table>	Limit	Over	Read	Ant	Cable	Preamp	Aux	APos	TPos	Remark	Freq	Level	Line	Limit	Level	Factor	Loss	Factor	Factor		MHz	dBuV/m	dBuV/m	dB	dBuV	dB/m	dB	dB	cm	deg	1	2486.74	46.34	54.00	-7.66	33.41	32.50	6.84	32.41	6.00	100	282	AVERAGE	<table border="1"> <thead> <tr> <th>Limit</th> <th>Over</th> <th>Read</th> <th>Ant</th> <th>Cable</th> <th>Preamp</th> <th>Aux</th> <th>APos</th> <th>TPos</th> <th>Remark</th> </tr> <tr> <th>Freq</th> <th>Level</th> <th>Line</th> <th>Limit</th> <th>Level</th> <th>Factor</th> <th>Loss</th> <th>Factor</th> <th>Factor</th> <th></th> </tr> <tr> <th>MHz</th> <th>dBuV/m</th> <th>dBuV/m</th> <th>dB</th> <th>dBuV</th> <th>dB/m</th> <th>dB</th> <th>dB</th> <th>cm</th> <th>deg</th> </tr> </thead> <tbody> <tr> <td>1</td> <td>2478.00</td> <td>97.67</td> <td>-----</td> <td>-----</td> <td>84.75</td> <td>32.50</td> <td>6.83</td> <td>32.41</td> <td>6.00</td> <td>100</td> <td>282</td> <td>AVERAGE</td> </tr> </tbody> </table>	Limit	Over	Read	Ant	Cable	Preamp	Aux	APos	TPos	Remark	Freq	Level	Line	Limit	Level	Factor	Loss	Factor	Factor		MHz	dBuV/m	dBuV/m	dB	dBuV	dB/m	dB	dB	cm	deg	1	2478.00	97.67	-----	-----	84.75	32.50	6.83	32.41	6.00	100	282	AVERAGE
	Limit	Over	Read	Ant	Cable	Preamp	Aux	APos	TPos	Remark																																																																														
Freq	Level	Line	Limit	Level	Factor	Loss	Factor	Factor																																																																																
MHz	dBuV/m	dBuV/m	dB	dBuV	dB/m	dB	dB	cm	deg																																																																															
1	2486.74	46.34	54.00	-7.66	33.41	32.50	6.84	32.41	6.00	100	282	AVERAGE																																																																												
Limit	Over	Read	Ant	Cable	Preamp	Aux	APos	TPos	Remark																																																																															
Freq	Level	Line	Limit	Level	Factor	Loss	Factor	Factor																																																																																
MHz	dBuV/m	dBuV/m	dB	dBuV	dB/m	dB	dB	cm	deg																																																																															
1	2478.00	97.67	-----	-----	84.75	32.50	6.83	32.41	6.00	100	282	AVERAGE																																																																												



Mode	10																																																																																									
	Band Edge																																																																																									
	2400-2483.5_Bluetooth-LE_GSKF_CH38_2478MHz																																																																																									
ANT	SISO																																																																																									
Pol.	Vertical	Fundamental																																																																																								
Peak	 <p>Level (dBuV/m)</p> <p>130</p> <p>113.8</p> <p>97.5</p> <p>81.3</p> <p>65.0</p> <p>48.8</p> <p>0</p> <p>2440 2452 2464 2476 2488 2500</p> <p>Frequency (MHz)</p> <p>FCC PART 15C</p> <table border="1"> <thead> <tr> <th>Limit</th> <th>Over</th> <th>Read</th> <th>Ant</th> <th>Cable</th> <th>Preamp</th> <th>Aux</th> <th>APos</th> <th>TPos</th> <th>Remark</th> </tr> <tr> <th>Freq</th> <th>Level</th> <th>Line</th> <th>Limit</th> <th>Level</th> <th>Factor</th> <th>Loss</th> <th>Factor</th> <th>Factor</th> <th></th> </tr> <tr> <th>MHz</th> <th>dBuV/m</th> <th>dBuV/m</th> <th>dB</th> <th>dBuV</th> <th>dB/m</th> <th>dB</th> <th>dB</th> <th>dB</th> <th>cm</th> <th>deg</th> </tr> </thead> <tbody> <tr> <td>1</td> <td>2493.82</td> <td>55.98</td> <td>74.00</td> <td>-18.02</td> <td>43.04</td> <td>32.50</td> <td>6.85</td> <td>32.41</td> <td>6.00</td> <td>370</td> <td>232</td> <td>PEAK</td> </tr> </tbody> </table>	Limit	Over	Read	Ant	Cable	Preamp	Aux	APos	TPos	Remark	Freq	Level	Line	Limit	Level	Factor	Loss	Factor	Factor		MHz	dBuV/m	dBuV/m	dB	dBuV	dB/m	dB	dB	dB	cm	deg	1	2493.82	55.98	74.00	-18.02	43.04	32.50	6.85	32.41	6.00	370	232	PEAK	 <p>Level (dBuV/m)</p> <p>130</p> <p>113.8</p> <p>97.5</p> <p>81.3</p> <p>65.0</p> <p>48.8</p> <p>0</p> <p>1000 1400 1800 2200 2600 3000</p> <p>Frequency (MHz)</p> <p>FCC PART 15C</p> <table border="1"> <thead> <tr> <th>Limit</th> <th>Over</th> <th>Read</th> <th>Ant</th> <th>Cable</th> <th>Preamp</th> <th>Aux</th> <th>APos</th> <th>TPos</th> <th>Remark</th> </tr> <tr> <th>Freq</th> <th>Level</th> <th>Line</th> <th>Limit</th> <th>Level</th> <th>Factor</th> <th>Loss</th> <th>Factor</th> <th>Factor</th> <th></th> </tr> <tr> <th>MHz</th> <th>dBuV/m</th> <th>dBuV/m</th> <th>dB</th> <th>dBuV</th> <th>dB/m</th> <th>dB</th> <th>dB</th> <th>dB</th> <th>cm</th> <th>deg</th> </tr> </thead> <tbody> <tr> <td>1</td> <td>2478.00</td> <td>98.62</td> <td>-----</td> <td>-----</td> <td>85.70</td> <td>32.50</td> <td>6.83</td> <td>32.41</td> <td>6.00</td> <td>370</td> <td>232</td> <td>PEAK</td> </tr> </tbody> </table>	Limit	Over	Read	Ant	Cable	Preamp	Aux	APos	TPos	Remark	Freq	Level	Line	Limit	Level	Factor	Loss	Factor	Factor		MHz	dBuV/m	dBuV/m	dB	dBuV	dB/m	dB	dB	dB	cm	deg	1	2478.00	98.62	-----	-----	85.70	32.50	6.83	32.41	6.00	370	232	PEAK
	Limit	Over	Read	Ant	Cable	Preamp	Aux	APos	TPos	Remark																																																																																
Freq	Level	Line	Limit	Level	Factor	Loss	Factor	Factor																																																																																		
MHz	dBuV/m	dBuV/m	dB	dBuV	dB/m	dB	dB	dB	cm	deg																																																																																
1	2493.82	55.98	74.00	-18.02	43.04	32.50	6.85	32.41	6.00	370	232	PEAK																																																																														
Limit	Over	Read	Ant	Cable	Preamp	Aux	APos	TPos	Remark																																																																																	
Freq	Level	Line	Limit	Level	Factor	Loss	Factor	Factor																																																																																		
MHz	dBuV/m	dBuV/m	dB	dBuV	dB/m	dB	dB	dB	cm	deg																																																																																
1	2478.00	98.62	-----	-----	85.70	32.50	6.83	32.41	6.00	370	232	PEAK																																																																														
Avg	 <p>Level (dBuV/m)</p> <p>130</p> <p>113.8</p> <p>97.5</p> <p>81.3</p> <p>65.0</p> <p>48.8</p> <p>32.5</p> <p>16.3</p> <p>0</p> <p>2440 2452 2464 2476 2488 2500</p> <p>Frequency (MHz)</p> <p>FCC PART 15C (AVG)</p> <table border="1"> <thead> <tr> <th>Limit</th> <th>Over</th> <th>Read</th> <th>Ant</th> <th>Cable</th> <th>Preamp</th> <th>Aux</th> <th>APos</th> <th>TPos</th> <th>Remark</th> </tr> <tr> <th>Freq</th> <th>Level</th> <th>Line</th> <th>Limit</th> <th>Level</th> <th>Factor</th> <th>Loss</th> <th>Factor</th> <th>Factor</th> <th></th> </tr> <tr> <th>MHz</th> <th>dBuV/m</th> <th>dBuV/m</th> <th>dB</th> <th>dBuV</th> <th>dB/m</th> <th>dB</th> <th>dB</th> <th>dB</th> <th>cm</th> <th>deg</th> </tr> </thead> <tbody> <tr> <td>1</td> <td>2498.56</td> <td>46.18</td> <td>54.00</td> <td>-7.82</td> <td>33.24</td> <td>32.50</td> <td>6.85</td> <td>32.41</td> <td>6.00</td> <td>370</td> <td>232</td> <td>AVERAGE</td> </tr> </tbody> </table>	Limit	Over	Read	Ant	Cable	Preamp	Aux	APos	TPos	Remark	Freq	Level	Line	Limit	Level	Factor	Loss	Factor	Factor		MHz	dBuV/m	dBuV/m	dB	dBuV	dB/m	dB	dB	dB	cm	deg	1	2498.56	46.18	54.00	-7.82	33.24	32.50	6.85	32.41	6.00	370	232	AVERAGE	 <p>Level (dBuV/m)</p> <p>130</p> <p>113.8</p> <p>97.5</p> <p>81.3</p> <p>65.0</p> <p>48.8</p> <p>32.5</p> <p>16.3</p> <p>0</p> <p>1000 1400 1800 2200 2600 3000</p> <p>Frequency (MHz)</p> <p>FCC PART 15C (AVG)</p> <table border="1"> <thead> <tr> <th>Limit</th> <th>Over</th> <th>Read</th> <th>Ant</th> <th>Cable</th> <th>Preamp</th> <th>Aux</th> <th>APos</th> <th>TPos</th> <th>Remark</th> </tr> <tr> <th>Freq</th> <th>Level</th> <th>Line</th> <th>Limit</th> <th>Level</th> <th>Factor</th> <th>Loss</th> <th>Factor</th> <th>Factor</th> <th></th> </tr> <tr> <th>MHz</th> <th>dBuV/m</th> <th>dBuV/m</th> <th>dB</th> <th>dBuV</th> <th>dB/m</th> <th>dB</th> <th>dB</th> <th>dB</th> <th>cm</th> <th>deg</th> </tr> </thead> <tbody> <tr> <td>1</td> <td>2478.00</td> <td>96.34</td> <td>-----</td> <td>-----</td> <td>83.42</td> <td>32.50</td> <td>6.83</td> <td>32.41</td> <td>6.00</td> <td>370</td> <td>232</td> <td>AVERAGE</td> </tr> </tbody> </table>	Limit	Over	Read	Ant	Cable	Preamp	Aux	APos	TPos	Remark	Freq	Level	Line	Limit	Level	Factor	Loss	Factor	Factor		MHz	dBuV/m	dBuV/m	dB	dBuV	dB/m	dB	dB	dB	cm	deg	1	2478.00	96.34	-----	-----	83.42	32.50	6.83	32.41	6.00	370	232	AVERAGE
Limit	Over	Read	Ant	Cable	Preamp	Aux	APos	TPos	Remark																																																																																	
Freq	Level	Line	Limit	Level	Factor	Loss	Factor	Factor																																																																																		
MHz	dBuV/m	dBuV/m	dB	dBuV	dB/m	dB	dB	dB	cm	deg																																																																																
1	2498.56	46.18	54.00	-7.82	33.24	32.50	6.85	32.41	6.00	370	232	AVERAGE																																																																														
Limit	Over	Read	Ant	Cable	Preamp	Aux	APos	TPos	Remark																																																																																	
Freq	Level	Line	Limit	Level	Factor	Loss	Factor	Factor																																																																																		
MHz	dBuV/m	dBuV/m	dB	dBuV	dB/m	dB	dB	dB	cm	deg																																																																																
1	2478.00	96.34	-----	-----	83.42	32.50	6.83	32.41	6.00	370	232	AVERAGE																																																																														



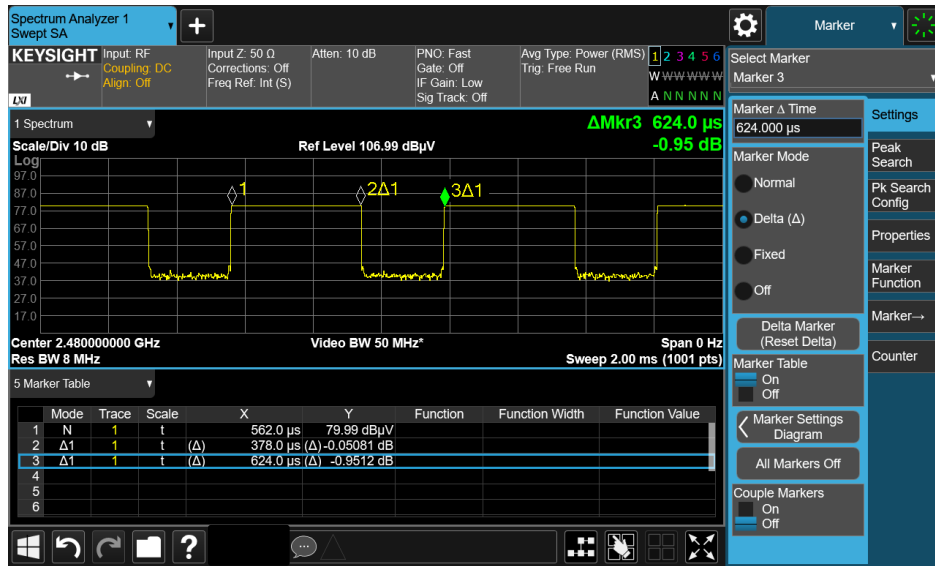
Mode	10																																																																																																																		
	Harmonic																																																																																																																		
	2400-2483.5_Bluetooth-LE_GSKF_CH38_2478MHz																																																																																																																		
ANT	SISO																																																																																																																		
Pol.	Horizontal	Vertical																																																																																																																	
Peak Avg																																																																																																																			
	<table border="1"> <thead> <tr> <th>Limit</th> <th>Over</th> <th>Read</th> <th>Ant</th> <th>Cable</th> <th>Preamp</th> <th>Aux</th> <th>APos</th> <th>TPos</th> <th>Remark</th> </tr> <tr> <th>Freq</th> <th>Level</th> <th>Line</th> <th>Limit</th> <th>Level</th> <th>Factor</th> <th>Loss</th> <th>Factor</th> <th>Factor</th> <th></th> </tr> <tr> <th>MHz</th> <th>dBuV/m</th> <th>dBuV/m</th> <th>dB</th> <th>dBuV</th> <th>dB/m</th> <th>dB</th> <th>dB</th> <th>dB</th> <th>cm</th> <th>deg</th> </tr> </thead> <tbody> <tr> <td>1</td> <td>4956.00</td> <td>39.68</td> <td>74.00</td> <td>-34.32</td> <td>61.72</td> <td>34.02</td> <td>9.69</td> <td>65.75</td> <td>0.00</td> <td>---</td> <td>---</td> <td>PEAK</td> </tr> <tr> <td>2</td> <td>7434.00</td> <td>41.42</td> <td>74.00</td> <td>-32.58</td> <td>59.24</td> <td>35.77</td> <td>11.96</td> <td>65.55</td> <td>0.00</td> <td>---</td> <td>---</td> <td>PEAK</td> </tr> </tbody> </table>	Limit	Over	Read	Ant	Cable	Preamp	Aux	APos	TPos	Remark	Freq	Level	Line	Limit	Level	Factor	Loss	Factor	Factor		MHz	dBuV/m	dBuV/m	dB	dBuV	dB/m	dB	dB	dB	cm	deg	1	4956.00	39.68	74.00	-34.32	61.72	34.02	9.69	65.75	0.00	---	---	PEAK	2	7434.00	41.42	74.00	-32.58	59.24	35.77	11.96	65.55	0.00	---	---	PEAK	<table border="1"> <thead> <tr> <th>Limit</th> <th>Over</th> <th>Read</th> <th>Ant</th> <th>Cable</th> <th>Preamp</th> <th>Aux</th> <th>APos</th> <th>TPos</th> <th>Remark</th> </tr> <tr> <th>Freq</th> <th>Level</th> <th>Line</th> <th>Limit</th> <th>Level</th> <th>Factor</th> <th>Loss</th> <th>Factor</th> <th>Factor</th> <th></th> </tr> <tr> <th>MHz</th> <th>dBuV/m</th> <th>dBuV/m</th> <th>dB</th> <th>dBuV</th> <th>dB/m</th> <th>dB</th> <th>dB</th> <th>dB</th> <th>cm</th> <th>deg</th> </tr> </thead> <tbody> <tr> <td>1</td> <td>4956.00</td> <td>39.65</td> <td>74.00</td> <td>-34.35</td> <td>61.69</td> <td>34.02</td> <td>9.69</td> <td>65.75</td> <td>0.00</td> <td>---</td> <td>---</td> <td>PEAK</td> </tr> <tr> <td>2</td> <td>7434.00</td> <td>42.59</td> <td>74.00</td> <td>-31.41</td> <td>60.41</td> <td>35.77</td> <td>11.96</td> <td>65.55</td> <td>0.00</td> <td>---</td> <td>---</td> <td>PEAK</td> </tr> </tbody> </table>	Limit	Over	Read	Ant	Cable	Preamp	Aux	APos	TPos	Remark	Freq	Level	Line	Limit	Level	Factor	Loss	Factor	Factor		MHz	dBuV/m	dBuV/m	dB	dBuV	dB/m	dB	dB	dB	cm	deg	1	4956.00	39.65	74.00	-34.35	61.69	34.02	9.69	65.75	0.00	---	---	PEAK	2	7434.00	42.59	74.00	-31.41	60.41	35.77	11.96	65.55	0.00	---	---
Limit	Over	Read	Ant	Cable	Preamp	Aux	APos	TPos	Remark																																																																																																										
Freq	Level	Line	Limit	Level	Factor	Loss	Factor	Factor																																																																																																											
MHz	dBuV/m	dBuV/m	dB	dBuV	dB/m	dB	dB	dB	cm	deg																																																																																																									
1	4956.00	39.68	74.00	-34.32	61.72	34.02	9.69	65.75	0.00	---	---	PEAK																																																																																																							
2	7434.00	41.42	74.00	-32.58	59.24	35.77	11.96	65.55	0.00	---	---	PEAK																																																																																																							
Limit	Over	Read	Ant	Cable	Preamp	Aux	APos	TPos	Remark																																																																																																										
Freq	Level	Line	Limit	Level	Factor	Loss	Factor	Factor																																																																																																											
MHz	dBuV/m	dBuV/m	dB	dBuV	dB/m	dB	dB	dB	cm	deg																																																																																																									
1	4956.00	39.65	74.00	-34.35	61.69	34.02	9.69	65.75	0.00	---	---	PEAK																																																																																																							
2	7434.00	42.59	74.00	-31.41	60.41	35.77	11.96	65.55	0.00	---	---	PEAK																																																																																																							



## Appendix D. Duty Cycle Plots

Band	Duty Cycle(%)	T(ms)	1/T(kHz)	VBW Setting
Bluetooth LE 1Mbps	60.58	0.378	2.646	2.7Khz
Bluetooth LE 2Mbps	31.31	0.196	5.102	5.2Khz

### Bluetooth LE 1Mbps



### Bluetooth LE 2Mbps

