



# FCC RF Test Report

**APPLICANT** : Motorola Mobility LLC  
**EQUIPMENT** : Mobile Cellular Phone  
**BRAND NAME** : Motorola  
**MODEL NAME** : XT2527-1  
**FCC ID** : IHDT56AV5  
**STANDARD** : FCC Part 15 Subpart C §15.247  
**CLASSIFICATION** : (DTS) Digital Transmission System  
**TEST DATE(S)** : Mar. 20, 2025 ~ Apr. 17, 2025

We, Sporton International Inc. (Kunshan), would like to declare that the tested sample has been evaluated in accordance with the test procedures and has been in compliance with the applicable technical standards.

This report contains data that were produced under subcontract by Sporton International Inc. (Shenzhen).

The test results in this report apply exclusively to the tested model / sample. Without written approval of Sporton International Inc. (Kunshan), the test report shall not be reproduced except in full.

*Jason Jia*



Approved by: Jason Jia

**Sporton International Inc. (Kunshan)**

**No. 1098, Pengxi North Road, Kunshan Economic Development Zone Jiangsu Province 215300  
People's Republic of China**



# TABLE OF CONTENTS

**REVISION HISTORY..... 3**

**SUMMARY OF TEST RESULT ..... 4**

**1 GENERAL DESCRIPTION..... 5**

    1.1 Applicant ..... 5

    1.2 Manufacturer ..... 5

    1.3 Product Feature of Equipment Under Test..... 5

    1.4 Product Specification of Equipment Under Test..... 5

    1.5 Modification of EUT ..... 6

    1.6 Testing Location ..... 6

    1.7 Test Software ..... 6

    1.8 Applicable Standards..... 7

    1.9 Specification of Accessory..... 7

**2 TEST CONFIGURATION OF EQUIPMENT UNDER TEST..... 8**

    2.1 Carrier Frequency Channel ..... 8

    2.2 Test Mode ..... 9

    2.3 Connection Diagram of Test System ..... 10

    2.4 Support Unit used in test configuration and system ..... 11

    2.5 EUT Operation Test Setup ..... 11

    2.6 Measurement Results Explanation Example..... 11

**3 TEST RESULT ..... 12**

    3.1 6dB and 99% Bandwidth Measurement ..... 12

    3.2 Output Power Measurement..... 13

    3.3 Power Spectral Density Measurement ..... 14

    3.4 Conducted Band Edges and Spurious Emission Measurement ..... 15

    3.5 Radiated Band Edges and Spurious Emission Measurement ..... 16

    3.6 AC Conducted Emission Measurement..... 20

    3.7 Antenna Requirements ..... 22

**4 LIST OF MEASURING EQUIPMENT..... 23**

**5 MEASUREMENT UNCERTAINTY ..... 24**

**APPENDIX A. CONDUCTED TEST RESULTS**

**APPENDIX B. AC CONDUCTED EMISSION TEST RESULT**

**APPENDIX C. RADIATED SPURIOUS EMISSION**

**APPENDIX D. DUTY CYCLE PLOTS**

**APPENDIX E. SETUP PHOTOGRAPHS**





### SUMMARY OF TEST RESULT

Report Section	FCC Rule	Description	Limit	Result	Remark
3.1	15.247(a)(2)	6dB Bandwidth	≥ 0.5MHz	Pass	-
3.1	-	99% Bandwidth	-	Report only	-
3.2	15.247(b)(3)	Peak Output Power	≤ 30dBm	Pass	-
3.3	15.247(e)	Power Spectral Density	≤ 8dBm/3kHz	Pass	-
3.4	15.247(d)	Conducted Band Edges and Spurious Emission	≤ 20dBc	Pass	-
3.5	15.247(d)	Radiated Band Edges and Spurious Emission	15.209(a) & 15.247(d)	Pass	Under limit 12.46 dB at 2483.54 MHz
3.6	15.207	AC Conducted Emission	15.207(a)	Pass	Under limit 6.75 dB at 0.18 MHz
3.7	15.203 & 15.247(b)	Antenna Requirement	15.203 & 15.247(b)	Pass	-

<b>Conformity Assessment Condition:</b>
1. The test results (PASS/FAIL) with all measurement uncertainty excluded are presented against the regulation limits or in accordance with the requirements stipulated by the applicant/manufacturer who shall bear all the risks of non-compliance that may potentially occur if measurement uncertainty is taken into account.
2. The measurement uncertainty please refer to each test result in the section "Measurement Uncertainty"
<b>Disclaimer:</b>
The product specifications of the EUT presented in the test report that may affect the test assessments are declared by the manufacturer who shall take full responsibility for the authenticity.



# 1 General Description

## 1.1 Applicant

Motorola Mobility LLC  
222 W,Merchandise Mart Plaza, Chicago IL 60654 USA

## 1.2 Manufacturer

Motorola Mobility LLC  
222 W,Merchandise Mart Plaza, Chicago IL 60654 USA

## 1.3 Product Feature of Equipment Under Test

Product Feature	
Equipment	Mobile Cellular Phone
Brand Name	Motorola
Model Name	XT2527-1
FCC ID	IHDT56AV5
IMEI/SN Code	Conducted: NN0R250102 Conduction: 358887330039734/358887330039742 Radiation: 358887330040591/358887330040609
HW Version	DVT2
SW Version	V2VN35.50
EUT Stage	Identical Prototype

Remark: The above EUT's information was declared by manufacturer. Please refer to the specifications or user's manual for more detailed description.

## 1.4 Product Specification of Equipment Under Test

Standards-related Product Specification	
Tx/Rx Frequency Range	2402 MHz ~ 2480 MHz
Number of Channels	40
Carrier Frequency of Each Channel	40 Channel(37 hopping + 3 advertising channel)
Maximum Output Power to Antenna	BLE 1Mbps: 12.19 dBm (0.0166 W) BLE 2Mbps: 12.22 dBm (0.0167 W)
99% Occupied Bandwidth	BLE 1Mbps:1.039MHz BLE 2Mbps:2.058MHz
Antenna Type / Gain	IFA Antenna type with gain -2.50 dBi
Type of Modulation	Bluetooth LE : GFSK

Note: The device supports frequency range of Bluetooth LE data rate 2Mbps is 2404MHz ~ 2478MHz.



### 1.5 Modification of EUT

No modifications are made to the EUT during all test items.

### 1.6 Testing Location

Sporton International Inc. (Kunshan) is accredited to ISO/IEC 17025:2017 by American Association for Laboratory Accreditation with Certificate Number 5145.02.

<b>Test Firm</b>	Sporton International Inc. (Kunshan)		
<b>Test Site Location</b>	No. 1098, Pengxi North Road, Kunshan Economic Development Zone Jiangsu Province 215300 People's Republic of China TEL : +86-512-57900158		
<b>Test Site No.</b>	<b>Sporton Site No.</b>	<b>FCC Designation No.</b>	<b>FCC Test Firm Registration No.</b>
	TH01-KS	CN1257	314309

Sporton International Inc. (ShenZhen) is accredited to ISO/IEC 17025:2017 by American Association for Laboratory Accreditation with Certificate Number 5145.01.

<b>Test Firm</b>	Sporton International Inc. (ShenZhen)		
<b>Test Site Location</b>	101, 1st Floor, Block B, Building 1, No. 2, Tengfeng 4th Road, Fenghuang Community, Fuyong Street, Baoan District, Shenzhen City, Guangdong Province 518103 People's Republic of China TEL: +86-755-86066985		
<b>Test Site No.</b>	<b>Sporton Site No.</b>	<b>FCC Designation No.</b>	<b>FCC Test Firm Registration No.</b>
	CO02-SZ 03CH03-SZ	CN1256	421272

Note: Test data subcontracted: test cases in section 3.5&3.6 of this report.

### 1.7 Test Software

Item	Site	Manufacturer	Name	Version
1.	TH01-KS	Tonscend	JS1120-3 test system China_210602	3.3.10
2.	03CH03-SZ	AUDIX	E3	6.2009-8-24
3.	CO02-SZ	AUDIX	E3	6.120613b



### 1.8 Applicable Standards

According to the specifications of the manufacturer, the EUT must comply with the requirements of the following standards:

- ♦ 47 CFR Part 15 Subpart C §15.247
- ♦ FCC KDB 558074 D01 15.247 Meas Guidance v05r02
- ♦ ANSI C63.10-2013

**Remark:**

1. All test items were verified and recorded according to the standards and without any deviation during the test.
2. This EUT has also been tested and complied with the requirements of FCC Part 15, Subpart B, recorded in a separate test report.

### 1.9 Specification of Accessory

Accessories Information				
AC Adapter 1(US)	Brand Name	Motorola(Salcomp)	Model Name	MC-331L
AC Adapter 1(EU)	Brand Name	Motorola(Salcomp)	Model Name	MC-332L
AC Adapter 1(UK)	Brand Name	Motorola(Salcomp)	Model Name	MC-333L
AC Adapter 1(AU)	Brand Name	Motorola(Salcomp)	Model Name	MC-335L
AC Adapter 1(AR)	Brand Name	Motorola(Salcomp)	Model Name	MC-336L
AC Adapter 1(BR)	Brand Name	Motorola(Salcomp)	Model Name	MC-337L
AC Adapter 2(US)	Brand Name	Motorola(Chenyang)	Model Name	MC-331L
AC Adapter 2(EU)	Brand Name	Motorola(Chenyang)	Model Name	MC-332L
AC Adapter 2(UK)	Brand Name	Motorola(Chenyang)	Model Name	MC-333L
AC Adapter 2(AR)	Brand Name	Motorola(Chenyang)	Model Name	MC-336L
AC Adapter 2(BR)	Brand Name	Motorola(Chenyang)	Model Name	MC-337L
Battery 1	Brand Name	Motorola(NVT)	Model Name	RA52
Battery 2	Brand Name	Motorola(SUNWODA)	Model Name	RA52
USB Cable 1	Brand Name	Motorola(Washin)	Model Name	HX-ZN-34
USB Cable 2	Brand Name	Motorola(Juwei)	Model Name	JWUB1928-ZN01H
Wireless Earphones	Brand Name	Motorola	Model Name	XT2443-1



## 2 Test Configuration of Equipment Under Test

### 2.1 Carrier Frequency Channel

Frequency Band	Channel	Freq. (MHz)	Channel	Freq. (MHz)
2400-2483.5 MHz	0	2402	21	2444
	1	2404	22	2446
	2	2406	23	2448
	3	2408	24	2450
	4	2410	25	2452
	5	2412	26	2454
	6	2414	27	2456
	7	2416	28	2458
	8	2418	29	2460
	9	2420	30	2462
	10	2422	31	2464
	11	2424	32	2466
	12	2426	33	2468
	13	2428	34	2470
	14	2430	35	2472
	15	2432	36	2474
	16	2434	37	2476
	17	2436	38	2478
	18	2438	39	2480
	19	2440	-	-
20	2442	-	-	



## 2.2 Test Mode

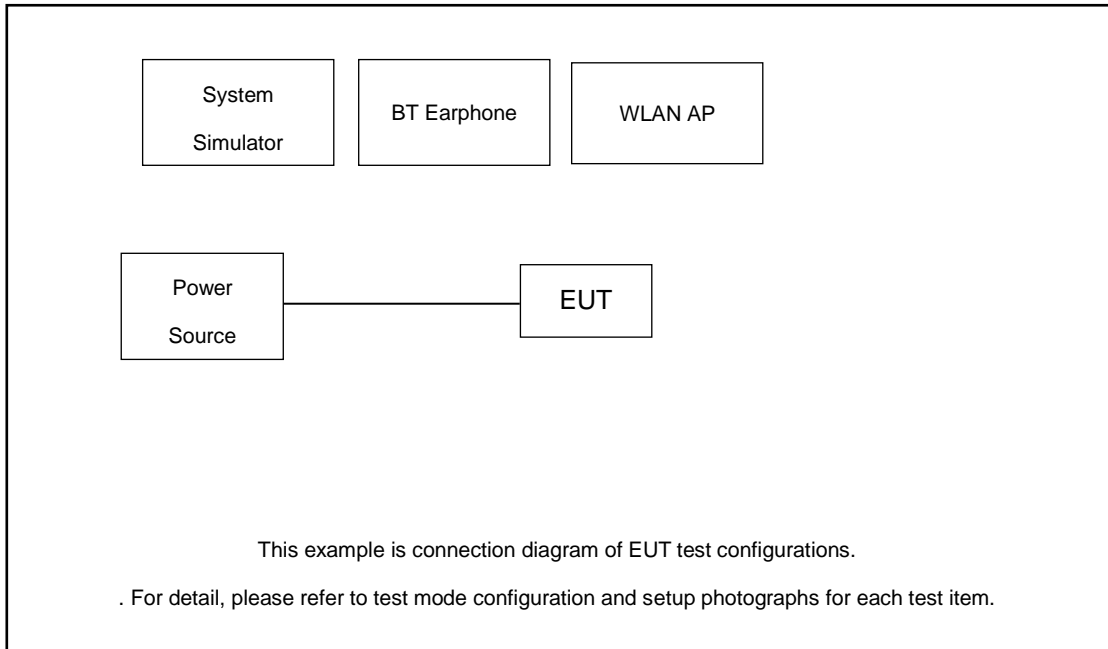
- a. The EUT has been associated with peripherals and configuration operated in a manner tended to maximize its emission characteristics in a typical application. Frequency range investigated: conduction emission (150 kHz to 30 MHz), radiation emission (9 kHz to the 10th harmonic of the highest fundamental frequency or to 40 GHz, whichever is lower). For radiated measurement, pre-scanned in three orthogonal panels, X, Y, Z. The worst cases (Z plane) were recorded in this report.
- b. AC power line Conducted Emission was tested under maximum output power.

The following summary table is showing all test modes to demonstrate in compliance with the standard.

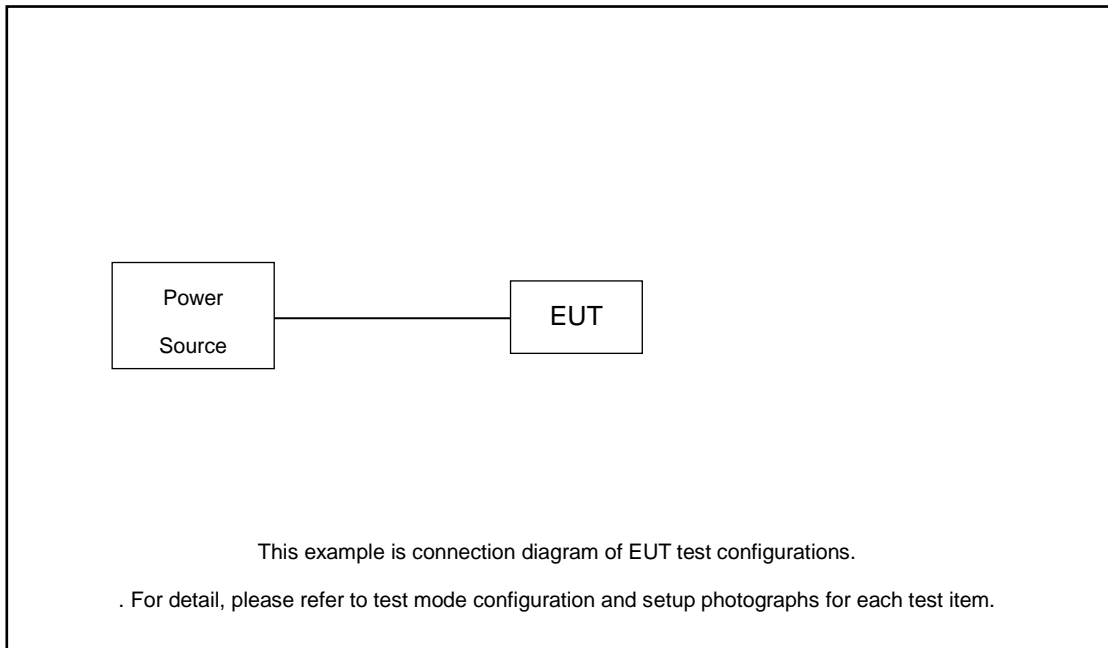
Summary table of Test Cases	
Test Item	Data Rate / Modulation
	Bluetooth – LE / GFSK
<b>Conducted TCs</b>	Mode 1: Bluetooth Tx CH00_2402 MHz_BLE 1Mbps Mode 2: Bluetooth Tx CH19_2440 MHz_BLE 1Mbps Mode 3: Bluetooth Tx CH39_2480 MHz_BLE 1Mbps Mode 4: Bluetooth Tx CH01_2404 MHz_BLE 2Mbps Mode 5: Bluetooth Tx CH19_2440 MHz_BLE 2Mbps Mode 6: Bluetooth Tx CH38_2478 MHz_BLE 2Mbps
<b>Radiated TCs</b>	Mode 1: Bluetooth Tx CH00_2402 MHz_BLE 1Mbps Mode 2: Bluetooth Tx CH19_2440 MHz_BLE 1Mbps Mode 3: Bluetooth Tx CH39_2480 MHz_BLE 1Mbps Mode 4: Bluetooth Tx CH01_2404 MHz_BLE 2Mbps Mode 5: Bluetooth Tx CH19_2440 MHz_BLE 2Mbps Mode 6: Bluetooth Tx CH38_2478 MHz_BLE 2Mbps
<b>AC Conducted Emission</b>	Mode 1 : GSM 850 Idle + Bluetooth Link with Wireless Earphones + WLAN Link (2.4G) + USB Cable2 (Charging from Adapter2)
<b>Remark:</b>	
1. For Radiated Test Cases, The tests were performance with Adapter 2 and USB Cable 2.	
2. Accessories from 15B worse mode.	

## 2.3 Connection Diagram of Test System

AC Conducted Emission:



Radiated Emission:





## 2.4 Support Unit used in test configuration and system

Item	Equipment	Trade Name	Model Name	FCC ID	Data Cable	Power Cord
1.	Base Station	Anritsu	MT8820C	N/A	N/A	Unshielded,1.8m
2.	WLAN AP	Dlink	DIR-820L	KA2IR820LA1	N/A	Unshielded,1.8m

## 2.5 EUT Operation Test Setup

For BLE function, the engineering test program was provided and enabled to make EUT continuous transmit.

For AC power line conducted emissions, the EUT was set to connect with the BT Earphone under large package sizes transmission.

## 2.6 Measurement Results Explanation Example

### For all conducted test items:

The offset level is set in the spectrum analyzer to compensate the RF cable loss and attenuator factor between EUT conducted output port and spectrum analyzer. With the offset compensation, the spectrum analyzer reading level is exactly the EUT RF output level.

Example :

The spectrum analyzer offset is derived from RF cable loss and attenuator factor.

*Offset = RF cable loss + attenuator factor.*

Following shows an offset computation example with cable loss 2.19 dB and 20dB attenuator.

$$\begin{aligned}
 \text{Offset(dB)} &= \text{RF cable loss(dB)} + \text{attenuator factor(dB)}. \\
 &= 2.19 + 20 = 22.19 \text{ (dB)}
 \end{aligned}$$

### 3 Test Result

#### 3.1 6dB and 99% Bandwidth Measurement

##### 3.1.1 Limit of 6dB and 99% Bandwidth

The minimum 6 dB bandwidth shall be at least 500 kHz.

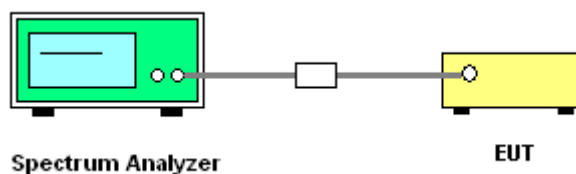
##### 3.1.2 Measuring Instruments

The section 4.0 of List of Measuring Equipment of this test report is used for test.

##### 3.1.3 Test Procedures

1. The testing follows ANSI C63.10-2013 clause 11.8
2. The RF output of EUT was connected to the spectrum analyzer by RF cable and attenuator. The path loss was compensated to the results for each measurement.
3. Set to the maximum power setting and enable the EUT transmit continuously.
4. Make the measurement with the spectrum analyzer's resolution bandwidth (RBW) = 100 kHz. Set the Video bandwidth (VBW) = 300 kHz. In order to make an accurate measurement. The 6 dB bandwidth must be greater than 500 kHz.
5. For 99% Bandwidth Measurement, the spectrum analyzer's resolution bandwidth (RBW) is set 1% to 5% of the 99% OBW and the VBW is set to 3 times of the RBW.
6. Measure and record the results in the test report.

##### 3.1.4 Test Setup



##### 3.1.5 Test Result of 6dB Bandwidth and 99% Occupied Bandwidth

Please refer to Appendix A.

## 3.2 Output Power Measurement

### 3.2.1 Limit of Output Power

For systems using digital modulation in the 2400-2483.5MHz, the limit for peak output power is 30dBm. If transmitting antenna of directional gain greater than 6dBi is used, the peak output power from the intentional radiator shall be reduced below the above stated value by the amount in dB that the directional gain of the antenna exceeds 6 dBi. In case of point-to-point operation, the limit has to be reduced by 1dB for every 3dB that the directional gain of the antenna exceeds 6dBi.

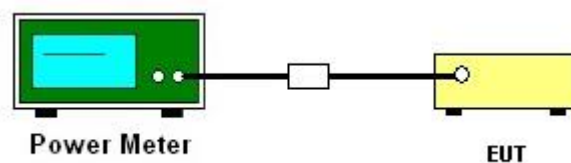
### 3.2.2 Measuring Instruments

The section 4.0 of List of Measuring Equipment of this test report is used for test.

### 3.2.3 Test Procedures

1. The testing follows the Measurement Procedure of ANSI C63.10-2013 clause 11.9.1.3 PKPM1 Peak power meter or ANSI C63.10-2013 clause 11.9.2.3.1 Method AVGPM method.
2. The RF output of EUT was connected to the power meter by RF cable and attenuator. The path loss was compensated to the results for each measurement.
3. Set to the maximum power setting and enable the EUT transmit continuously.
4. Measure the conducted output power and record the results in the test report.

### 3.2.4 Test Setup



### 3.2.5 Test Result of Peak Output Power

Please refer to Appendix A.

### 3.2.6 Test Result of Average Output Power (Reporting Only)

Please refer to Appendix A.

### 3.3 Power Spectral Density Measurement

#### 3.3.1 Limit of Power Spectral Density

The peak power spectral density shall not be greater than 8dBm in any 3kHz band at any time interval of continuous transmission.

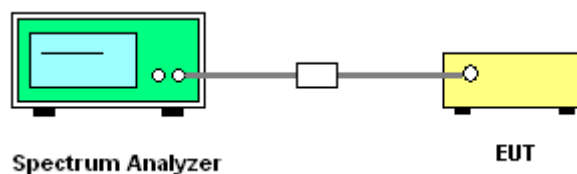
#### 3.3.2 Measuring Instruments

The section 4.0 of List of Measuring Equipment of this test report is used for test.

#### 3.3.3 Test Procedures

1. The testing follows Measurement Procedure of ANSI C63.10-2013 clause 11.10.2 Method PKPSD.
2. The RF output of EUT was connected to the spectrum analyzer by RF cable and attenuator. The path loss was compensated to the results for each measurement.
3. Set to the maximum power setting and enable the EUT transmit continuously.
4. Make the measurement with the spectrum analyzer's resolution bandwidth (RBW) = 3 kHz. Video bandwidth VBW = 10 kHz In order to make an accurate measurement, set the span to 1.5 times DTS Channel Bandwidth. (6dB BW)
5. Detector = peak, Sweep time = auto couple, Trace mode = max hold, Allow trace to fully stabilize. Use the peak marker function to determine the maximum power level.
6. Measure and record the results in the test report.
7. The Measured power density (dBm)/ 100kHz is a reference level and used as 20dBc down limit line for Conducted Band Edges and Conducted Spurious Emission.

#### 3.3.4 Test Setup



#### 3.3.5 Test Result of Power Spectral Density

Please refer to Appendix A.

## 3.4 Conducted Band Edges and Spurious Emission Measurement

### 3.4.1 Limit of Conducted Band Edges and Spurious Emission

All harmonics/spurious must be at least 20 dB down from the highest emission level within the authorized band.

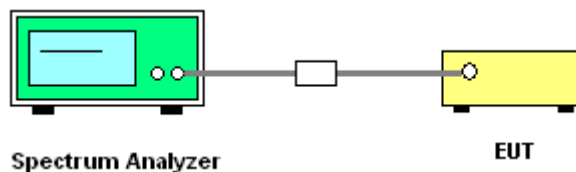
### 3.4.2 Measuring Instruments

The section 4.0 of List of Measuring Equipment of this test report is used for test.

### 3.4.3 Test Procedure

1. The testing follows ANSI C63.10-2013 clause 11.13
2. The RF output of EUT was connected to the spectrum analyzer by RF cable and attenuator. The path loss was compensated to the results for each measurement.
3. Set to the maximum power setting and enable the EUT transmit continuously.
4. Set RBW = 100 kHz, VBW=300 kHz, Peak Detector. Unwanted Emissions measured in any 100 kHz bandwidth outside of the authorized frequency band shall be attenuated by at least 20 dB relative to the maximum in-band peak PSD level in 100 kHz when maximum peak conducted output power procedure is used. If the transmitter complies with the conducted power limits based on the use of RMS averaging over a time interval, the attenuation required under this paragraph shall be 30 dB instead of 20 dB.
5. Measure and record the results in the test report.
6. The RF fundamental frequency should be excluded against the limit line in the operating frequency band.

### 3.4.4 Test Setup



### 3.4.5 Test Result of Conducted Band Edges Plots

Please refer to Appendix A.

### 3.4.6 Test Result of Conducted Spurious Emission Plots

Please refer to Appendix A.



### 3.5 Radiated Band Edges and Spurious Emission Measurement

#### 3.5.1 Limit of Radiated Band Edges and Spurious Emission

In any 100 kHz bandwidth outside the intentional radiator frequency band, all harmonics/spurious must be at least 20 dB below the highest emission level within the authorized band. If the output power of this device was measured by spectrum analyzer, the attenuation under this paragraph shall be 30 dB instead of 20 dB. In addition, radiated emissions which fall in the restricted bands must also comply with the limits as below.

Frequency (MHz)	Field Strength (microvolts/meter)	Measurement Distance (meters)
0.009 – 0.490	2400/F(kHz)	300
0.490 – 1.705	24000/F(kHz)	30
1.705 – 30.0	30	30
30 – 88	100	3
88 – 216	150	3
216 - 960	200	3
Above 960	500	3

#### 3.5.2 Measuring Instruments

The section 4.0 of List of Measuring Equipment of this test report is used for test.

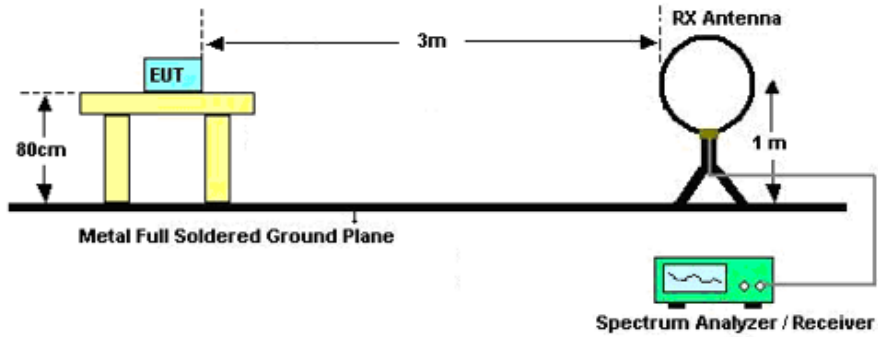


### 3.5.3 Test Procedures

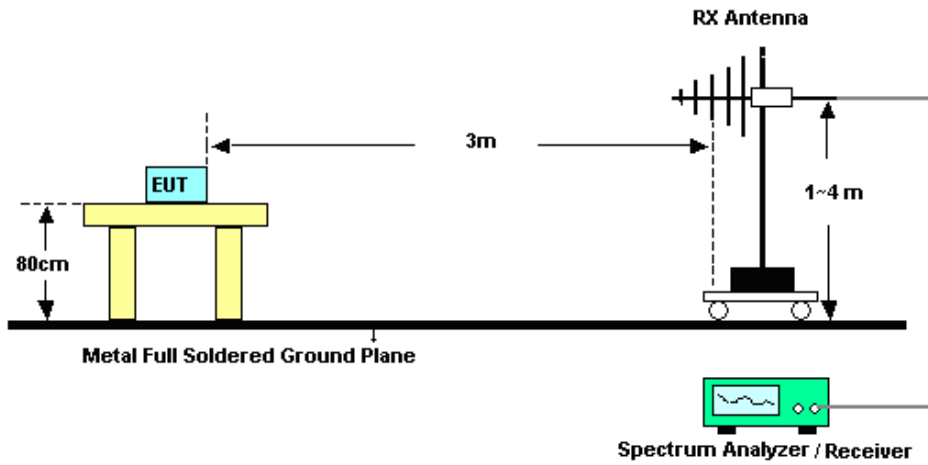
1. The testing follows ANSI C63.10-2013 clause 11.11 & 11.12
2. The EUT was arranged to its worst case and then tune the antenna tower (from 1 m to 4 m) and turntable (from 0 degree to 360 degrees) to find the maximum reading. A pre-amp and a high pass filter are used for the test in order to get better signal level.
3. The EUT was placed on a turntable with 0.8 meter for frequency below 1GHz and 1.5 meter for frequency above 1GHz respectively above ground.
4. The EUT was set 3 meters from the interference receiving antenna, which was mounted on the top of a variable height antenna tower.
5. Corrected Reading: Antenna Factor + Cable Loss + Read Level - Preamp Factor = Level
6. For testing below 1GHz, if the emission level of the EUT in peak mode was 3 dB lower than the limit specified, then peak values of EUT will be reported, otherwise, the emissions will be repeated one by one using the CISPR quasi-peak method and reported.
7. For testing above 1GHz, the emission level of the EUT in peak mode was 20dB lower than peak limit (that means the emission level in average mode also complies with the limit in average mode), then peak values of EUT will be reported, otherwise, the emissions will be measured in average mode again and reported.
8. Use the following spectrum analyzer settings:
  - (1) Span shall wide enough to fully capture the emission being measured;
  - (2) Set RBW=100 kHz for  $f < 1$  GHz;  $VBW \geq RBW$ ; Sweep = auto; Detector function = peak; Trace = max hold;
  - (3) Set RBW = 1 MHz, VBW= 3MHz for  $f \geq 1$  GHz for peak measurement.  
For average measurement:
    - $VBW = 10$  Hz, when duty cycle is no less than 98 percent.
    - $VBW \geq 1/T$ , when duty cycle is less than 98 percent where T is the minimum transmission duration over which the transmitter is on and is transmitting at its maximum power control level for the tested mode of operation.

### 3.5.4 Test Setup

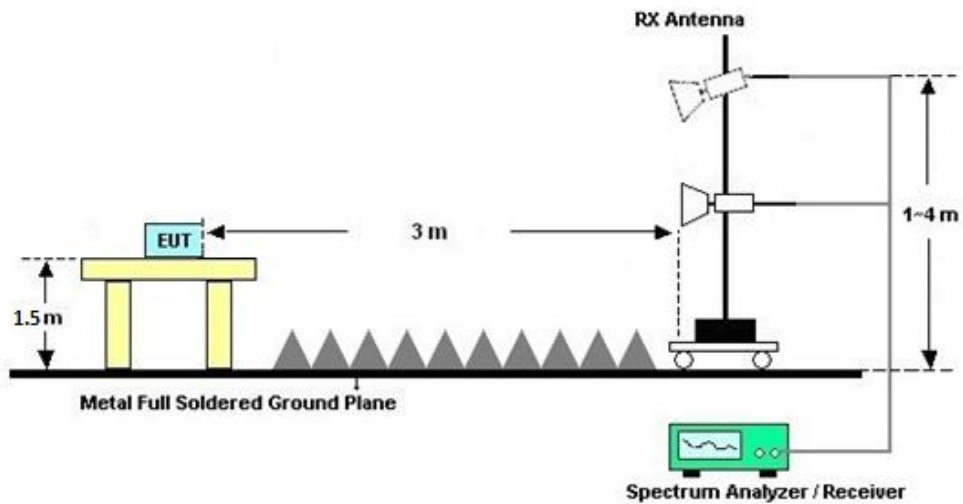
For radiated emissions below 30MHz



For radiated emissions from 30MHz to 1GHz



For radiated emissions above 1GHz





### **3.5.5 Test Results of Radiated Spurious Emissions (9 kHz ~ 30 MHz)**

The low frequency, which started from 9 kHz to 30MHz, was pre-scanned and the result which was 20dB lower than the limit line was not reported.

There is a comparison data of both open-field test site and semi-Anechoic chamber, and the result came out very similar.

### **3.5.6 Test Result of Radiated Spurious at Band Edges**

Please refer to Appendix C.

### **3.5.7 Duty Cycle**

Please refer to Appendix D.

### **3.5.8 Test Result of Radiated Spurious Emission (30MHz ~ 10th Harmonic or 40GHz, whichever is lower)**

Please refer to Appendix C.



### 3.6 AC Conducted Emission Measurement

#### 3.6.1 Limit of AC Conducted Emission

For equipment that is designed to be connected to the public utility (AC) power line, the radio frequency voltage that is conducted back onto the AC power line on any frequency or frequencies within the band 150 kHz to 30 MHz shall not exceed the limits in the following table.

Frequency of emission (MHz)	Conducted limit (dBµV)	
	Quasi-peak	Average
0.15-0.5	66 to 56*	56 to 46*
0.5-5	56	46
5-30	60	50

\*Decreases with the logarithm of the frequency.

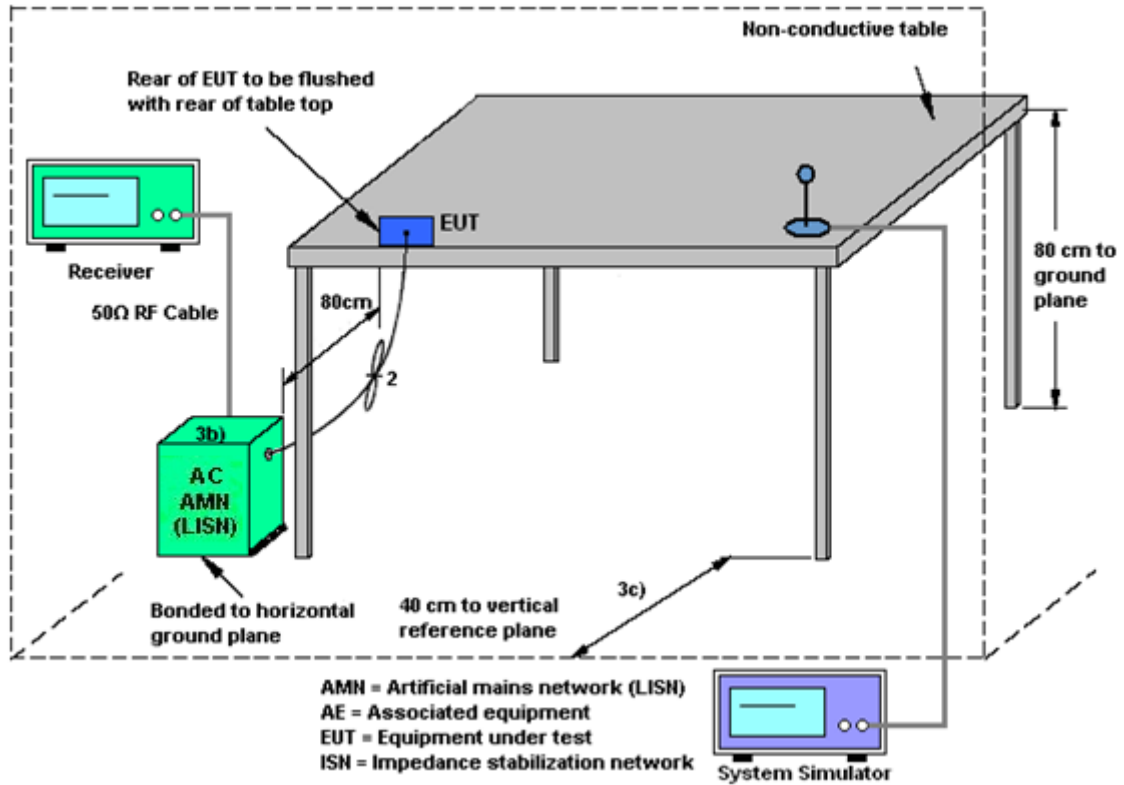
#### 3.6.2 Measuring Instruments

The section 4.0 of List of Measuring Equipment of this test report is used for test.

#### 3.6.3 Test Procedures

1. The EUT was placed 0.4 meter from the conducting wall of the shielding room was kept at least 80 centimeters from any other grounded conducting surface.
2. Connect EUT to the power mains through a line impedance stabilization network (LISN).
3. All the support units are connecting to the other LISN.
4. The LISN provides 50 ohm coupling impedance for the measuring instrument.
5. The FCC states that a 50 ohm, 50 microhenry LISN should be used.
6. Both sides of AC line were checked for maximum conducted interference.
7. The frequency range from 150 kHz to 30 MHz was searched.
8. Set the test-receiver system to Peak Detect Function and specified bandwidth (IF Bandwidth = 9kHz) with Maximum Hold Mode. Then measurement is also conducted by Average Detector and Quasi-Peak Detector Function respectively.

### 3.6.4 Test Setup



### 3.6.5 Test Result of AC Conducted Emission

Please refer to Appendix B.



## **3.7 Antenna Requirements**

### **3.7.1 Standard Applicable**

If directional gain of transmitting antennas is greater than 6dBi, the power shall be reduced by the same level in dB comparing to gain minus 6dBi. The use of a permanently attached antenna or of an antenna that uses a unique coupling to the intentional radiator shall be considered sufficient to comply with the rule.

### **3.7.2 Antenna Anti-Replacement Construction**

An embedded-in antenna design is used.

### **3.7.3 Antenna Gain**

The antenna peak gain of EUT is less than 6 dBi. Therefore, it is not necessary to reduce maximum peak output power limit.



## 4 List of Measuring Equipment

Instrument	Manufacturer	Model No.	Serial No.	Characteristics	Calibration Date	Test Date	Due Date	Remark
EMI Test Receiver&SA	KEYSIGHT	N9038A	MY54450083	20Hz~8.4GHz	Apr. 09, 2024	Mar. 20, 2025	Apr. 08, 2025	Radiation (03CH03-SZ)
EXA Spectrum Analyzer	KEYSIGHT	N9010A	MY55150246	10Hz~44GHz;	Apr. 09, 2024	Mar. 20, 2025	Apr. 08, 2025	Radiation (03CH03-SZ)
Loop Antenna	R&S	HFH2-Z2E	101141	9kHz~30MHz	Dec. 28, 2024	Mar. 20, 2025	Dec. 27, 2025	Radiation (03CH03-SZ)
Bilog Antenna	TeseQ	CBL6112D	35408	30MHz~2GHz	Aug. 20, 2023	Mar. 20, 2025	Aug. 19, 2025	Radiation (03CH03-SZ)
Double Ridge Horn Antenna	SCHWARZBECK	BBHA9120D	9120D-1355	1GHz~18GHz	Apr. 09, 2024	Mar. 20, 2025	Apr. 08, 2025	Radiation (03CH03-SZ)
HF Amplifier	MITEQ	TTA1840-35-HG	1871923	18GHz~40GHz	Jul. 03, 2024	Mar. 20, 2025	Jul. 02, 2025	Radiation (03CH03-SZ)
SHF-EHF Horn	com-power	AH-840	101071	18GHz~40GHz	Apr. 09, 2024	Mar. 20, 2025	Apr. 08, 2025	Radiation (03CH03-SZ)
Amplifier	Burgeon	BPA-530	102211	0.01Hz~3000MHz	Oct. 18, 2024	Mar. 20, 2025	Oct. 17, 2025	Radiation (03CH03-SZ)
HF Amplifier	MITEQ	AMF-7D-00101800-30-10P-R	1943528	1GHz~18GHz	Oct. 14, 2024	Mar. 20, 2025	Oct. 13, 2025	Radiation (03CH03-SZ)
Amplifier	Agilent Technologies	83017A	MY39501302	500MHz~26.5GHz	Dec. 26, 2024	Mar. 20, 2025	Dec. 25, 2025	Radiation (03CH03-SZ)
AC Power Source	Chroma	61601	616010002729	N/A	Oct. 18, 2024	Mar. 20, 2025	Oct. 17, 2025	Radiation (03CH03-SZ)
Turn Table	EM	EM1000	N/A	0~360 degree	NCR	Mar. 20, 2025	NCR	Radiation (03CH03-SZ)
Antenna Mast	EM	EM1000	N/A	1 m~4 m	NCR	Mar. 20, 2025	NCR	Radiation (03CH03-SZ)
Spectrum Analyzer	R&S	FSV40	101040	10Hz~40GHz	Oct. 10, 2024	Apr. 06, 2025~Apr. 17, 2025	Oct. 09, 2025	Conducted (TH01-KS)
Pulse Power Sensor	Anritsu	MA2411B	0917070	300MHz~40GHz	Jan. 02, 2025	Apr. 06, 2025~Apr. 17, 2025	Jan. 01, 2026	Conducted (TH01-KS)
Power Meter	Anritsu	ML2495A	1005002	50MHz Bandwidth	Jan. 02, 2025	Apr. 06, 2025~Apr. 17, 2025	Jan. 01, 2026	Conducted (TH01-KS)
EMI Receiver	R&S	ESR7	102297	9kHz~7GHz;	Jul. 03, 2024	Apr. 17, 2025	Jul. 02, 2025	Conduction (CO02-SZ)
AC LISN	R&S	ENV216	101499	9kHz~30MHz	Jul. 03, 2024	Apr. 17, 2025	Jul. 02, 2025	Conduction (CO02-SZ)
AC Power Source	CHROMA	61601	616010002470	100Vac~250Vac	Dec. 25, 2024	Apr. 17, 2025	Dec. 24, 2025	Conduction (CO02-SZ)

NCR: No Calibration Required



## 5 Measurement Uncertainty

The measurement uncertainties shown below were calculated in accordance with the requirements of ANSI 63.10-2013. All the measurement uncertainty value were shown with a coverage K=2 to indicate 95% level of confidence. The measurement data show herein meets or exceeds the CISPR measurement uncertainty values specified in CISPR 16-4-2 and can be compared directly to specified limit to determine compliance.

### Uncertainty of Conducted Measurement

Conducted Spurious Emission & Bandedge	±2.22 dB
Occupied Channel Bandwidth	±0.1%
Conducted Power	±0.50 dB
Conducted Power Spectral Density	±0.90 dB
Frequency	±0.04 Hz

### Uncertainty of AC Conducted Emission Measurement (0.15 MHz ~ 30 MHz)

Measuring Uncertainty for a Level of Confidence of 95% (U = 2Uc(y))	2.50 dB
---	---------

### Uncertainty of Radiated Emission Measurement (30 MHz ~ 1000 MHz)

Measuring Uncertainty for a Level of Confidence of 95% (U = 2Uc(y))	5.00 dB
---	---------

### Uncertainty of Radiated Emission Measurement (1 GHz ~ 18 GHz)

Measuring Uncertainty for a Level of Confidence of 95% (U = 2Uc(y))	4.90 dB
---	---------

### Uncertainty of Radiated Emission Measurement (18 GHz ~ 40 GHz)

Measuring Uncertainty for a Level of Confidence of 95% (U = 2Uc(y))	5.00 dB
---	---------

----- THE END -----



## **Appendix A. Conducted Test Results**



Ambient Condition: <u>25</u> °C, <u>45</u> %RH	
Test Date: <u>2025.4.6~2025.4.17</u>	Test Engineer: <u>Gene Wang</u>

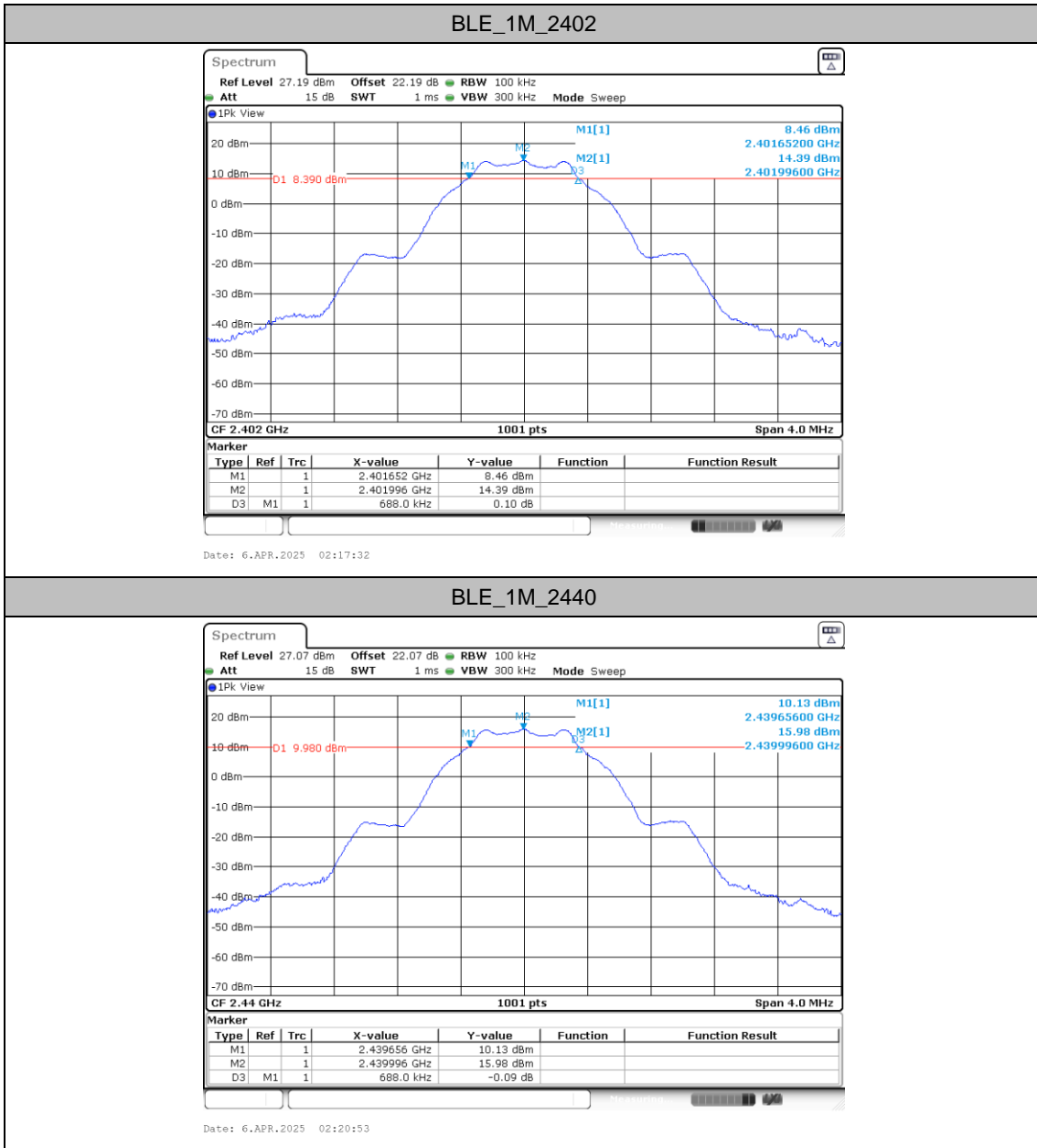
### DTS Bandwidth

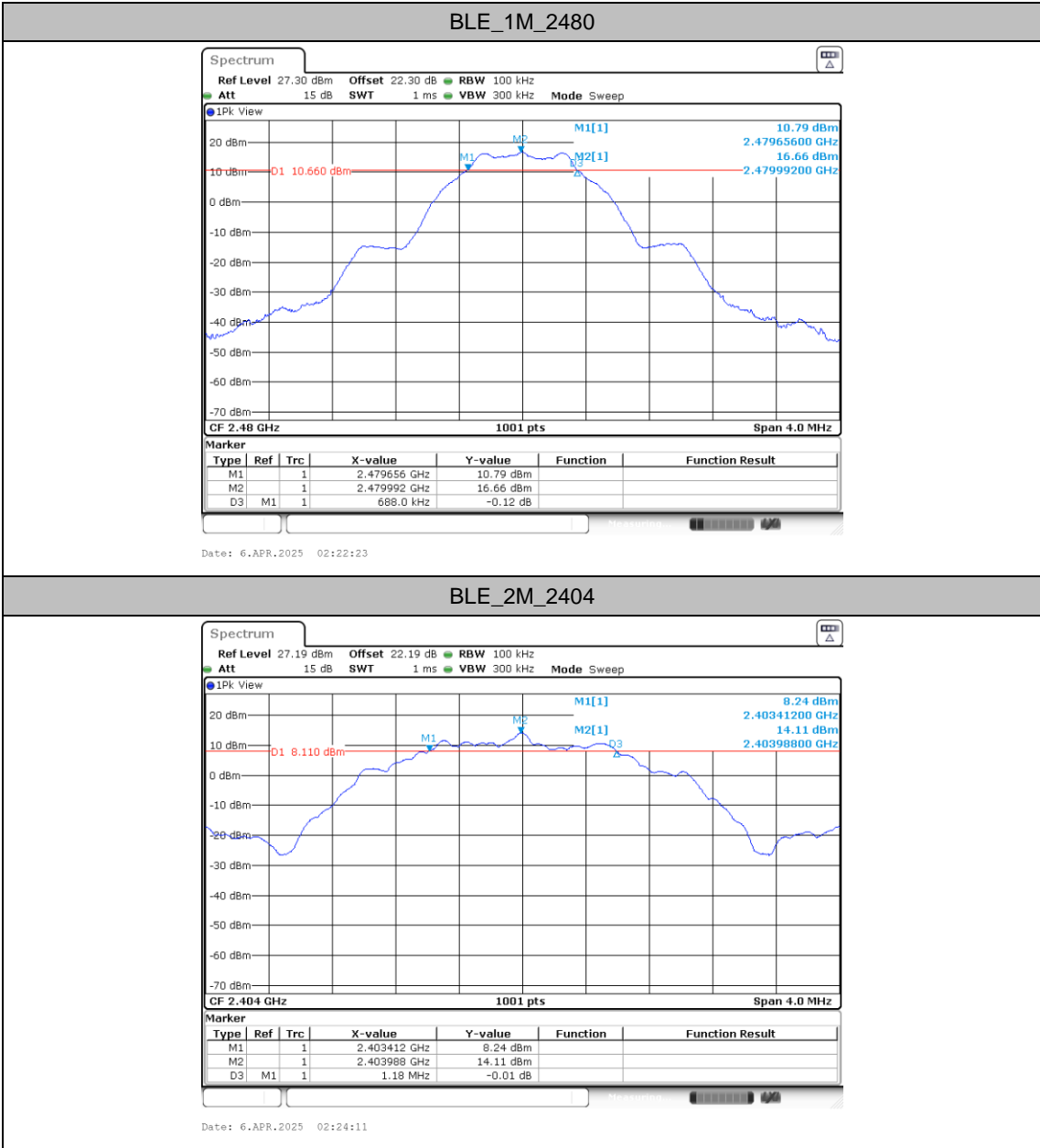
#### Test Result

TestMode	Antenna	Freq(MHz)	DTS BW [MHz]	FL[MHz]	FH[MHz]	Limit[MHz]	Verdict
BLE_1M	Ant6	2402	0.69	2401.65	2402.34	0.5	PASS
		2440	0.69	2439.66	2440.34	0.5	PASS
		2480	0.69	2479.66	2480.34	0.5	PASS
BLE_2M	Ant6	2404	1.18	2403.41	2404.59	0.5	PASS
		2440	1.18	2439.41	2440.60	0.5	PASS
		2478	1.18	2477.42	2478.59	0.5	PASS



Test Graphs









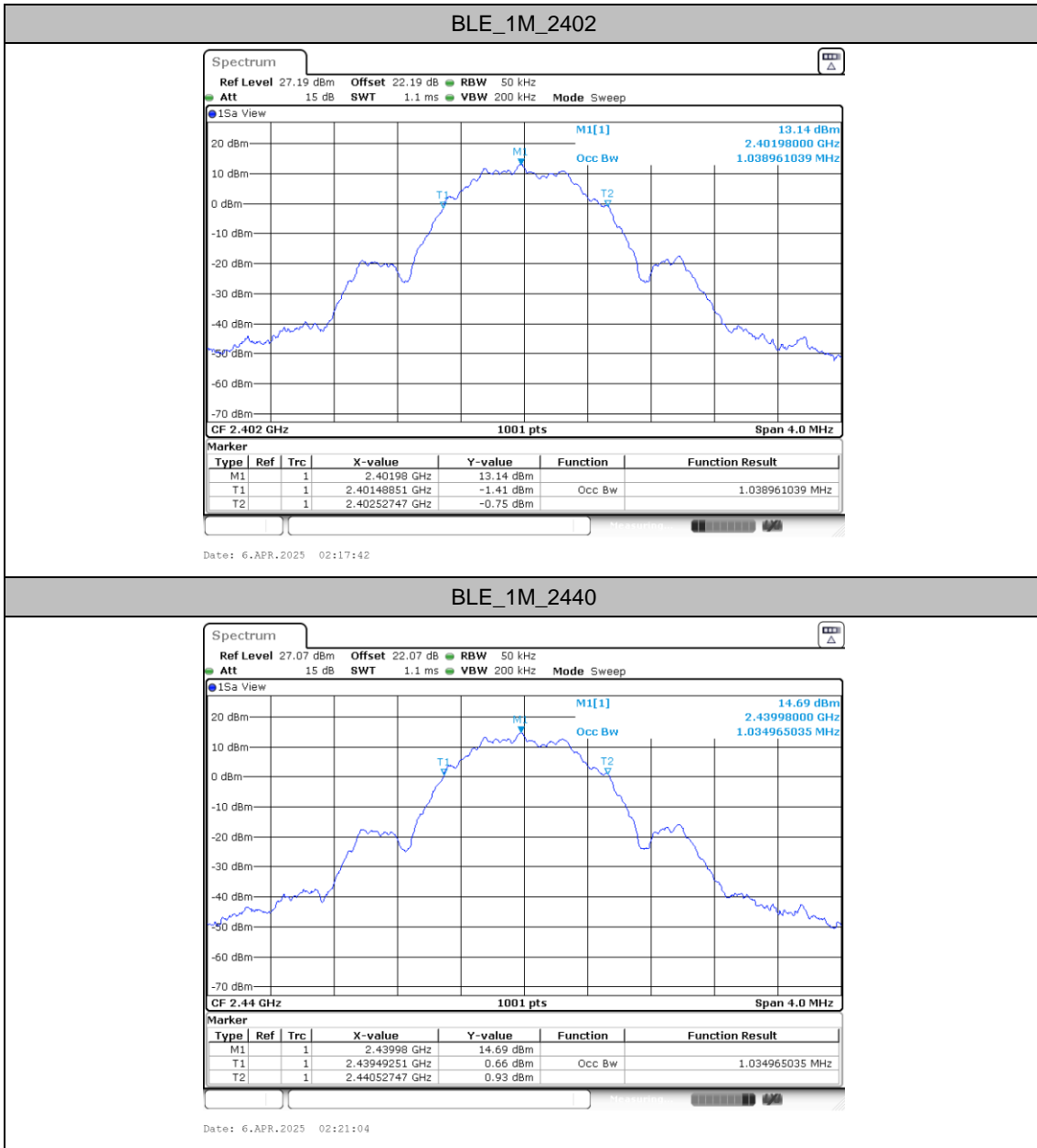
## Occupied Channel Bandwidth

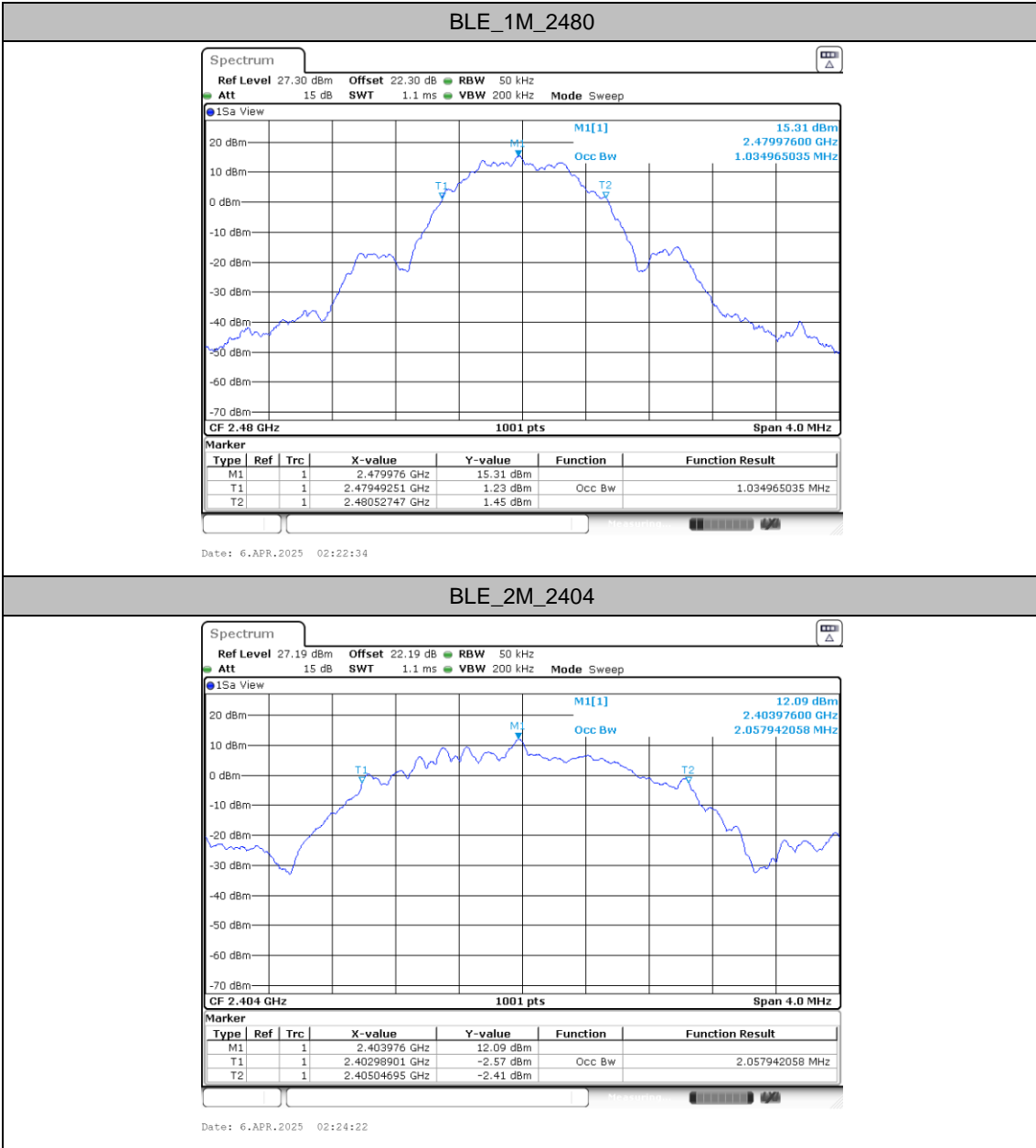
### Test Result

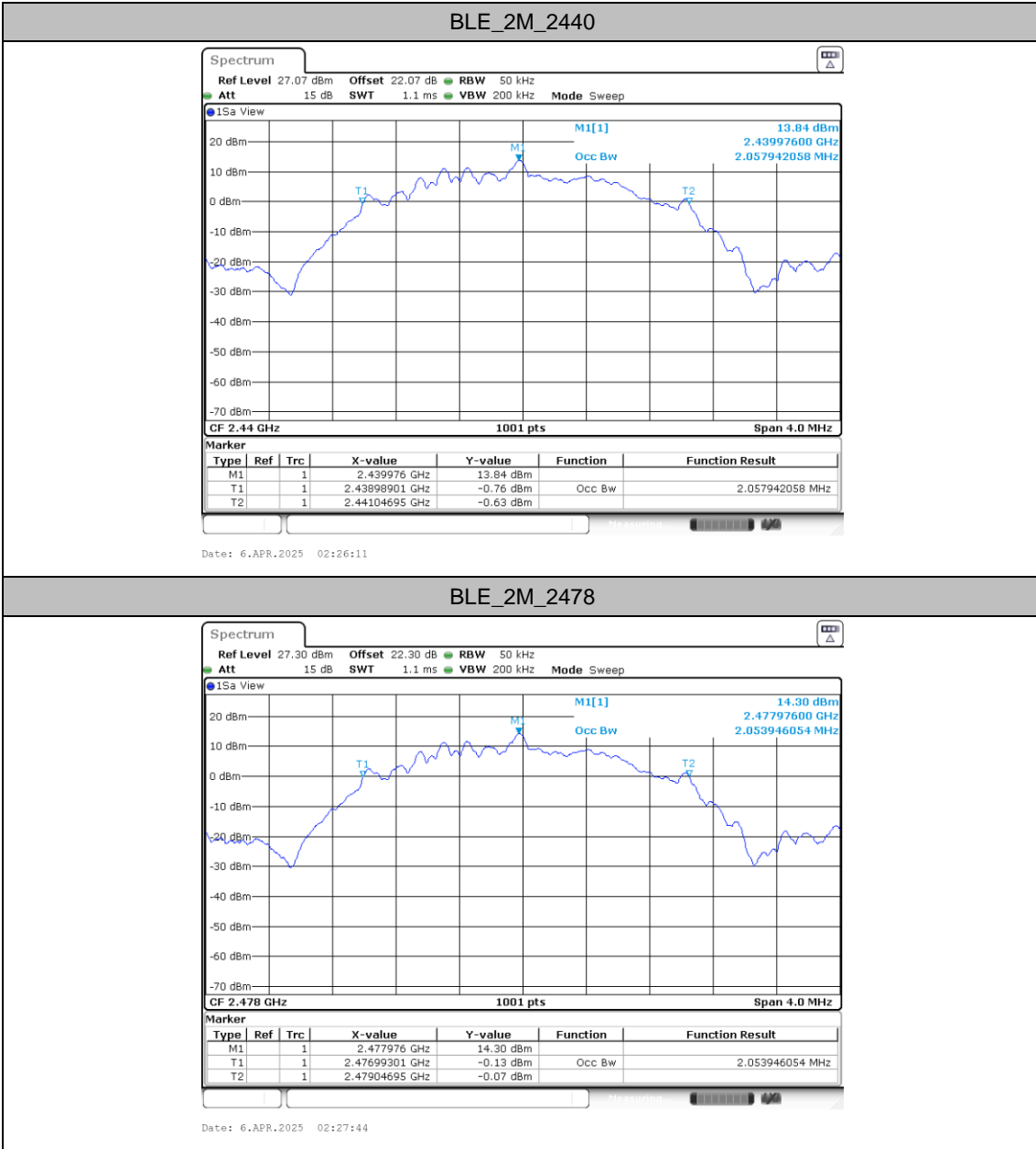
TestMode	Antenna	Freq(MHz)	OCB [MHz]	FL[MHz]	FH[MHz]	Limit[MHz]	Verdict
BLE_1M	Ant6	2402	1.039	2401.4885	2402.5275	---	---
		2440	1.035	2439.4925	2440.5275	---	---
		2480	1.035	2479.4925	2480.5275	---	---
BLE_2M	Ant6	2404	2.058	2402.9890	2405.0470	---	---
		2440	2.058	2438.9890	2441.0470	---	---
		2478	2.054	2476.9930	2479.0470	---	---



Test Graphs









### Maximum conducted output power

#### Test Result

TestMode	Antenna	CH.	Peak Conducted Power (dBm)	Conducted Power Limit	DG (dBi)	EIRP Power (dBm)	EIRP Power Limit	Pass/Fail
BLE1M	Ant6	0	12.04	30.00	-2.5	9.54	36.00	Pass
		19	11.83	30.00	-2.5	9.33	36.00	Pass
		39	<b>12.19</b>	30.00	-2.5	<b>9.69</b>	36.00	Pass
BLE2M	Ant6	01	<b>12.22</b>	30.00	-2.5	<b>9.72</b>	36.00	Pass
		19	11.85	30.00	-2.5	9.35	36.00	Pass
		38	12.15	30.00	-2.5	9.65	36.00	Pass

#### Test Result

TestMode	Antenna	CH.	Duty Factor (dB)	Average Conducted Power (dBm)
BLE1M	Ant6	0	2.16	<b>11.92</b>
		19	2.16	11.74
		39	2.16	11.87
BLE2M	Ant6	01	5.04	11.87
		19	5.04	11.73
		38	5.04	<b>11.96</b>

Note: Power setting is default.



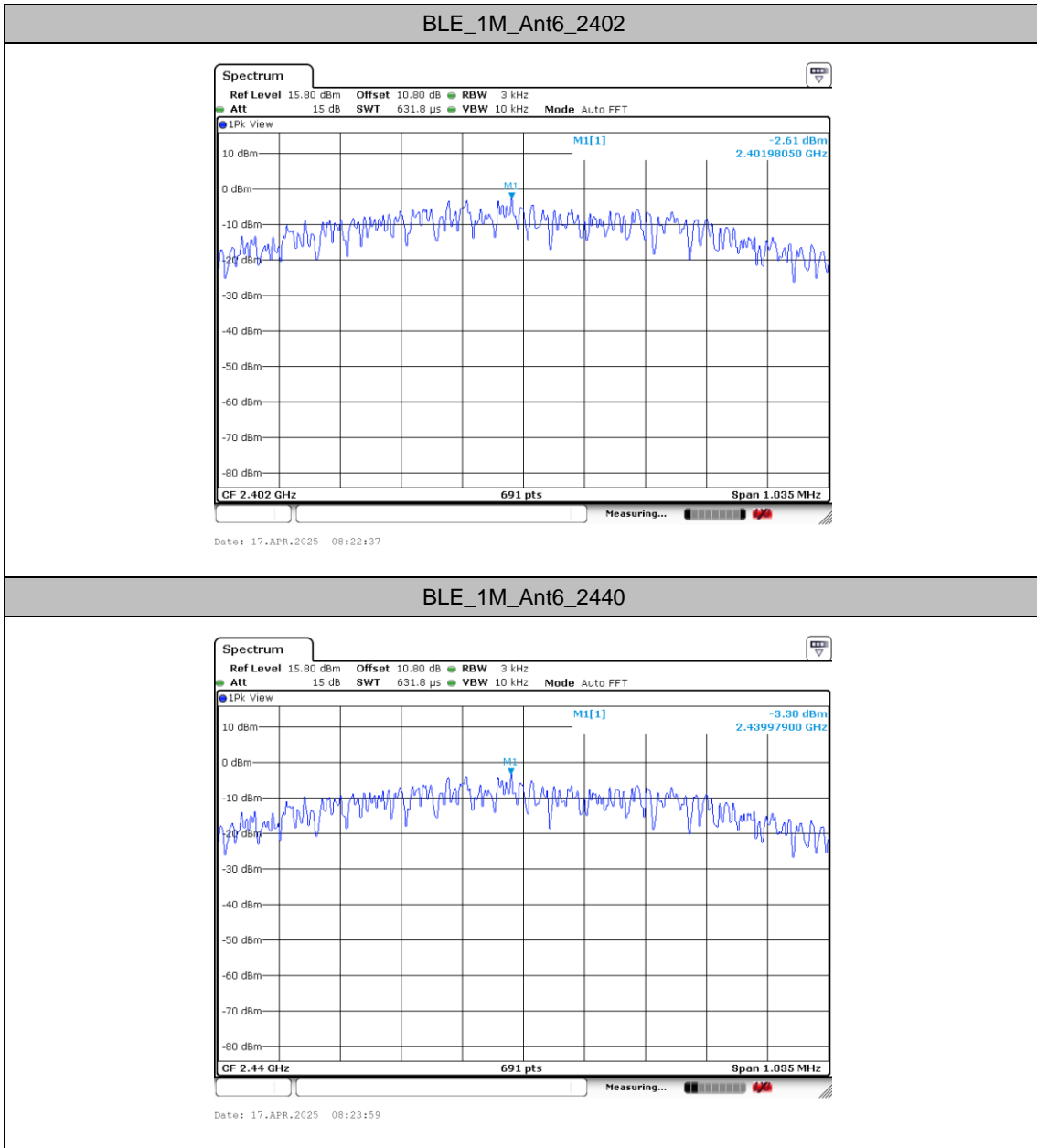
## Maximum power spectral density

### Test Result

TestMode	Antenna	Freq(MHz)	Result[dBm/3kHz]	Limit[dBm/3kH]	Verdict
BLE_1M	Ant6	2402	-2.61	≤8.00	PASS
		2440	-3.30	≤8.00	PASS
		2480	-2.47	≤8.00	PASS
BLE_2M	Ant6	2404	-5.14	≤8.00	PASS
		2440	-5.56	≤8.00	PASS
		2478	-5.00	≤8.00	PASS

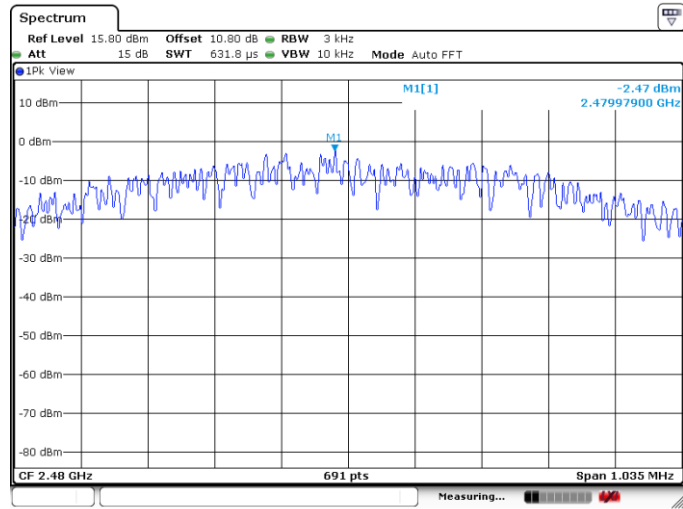


Test Graphs



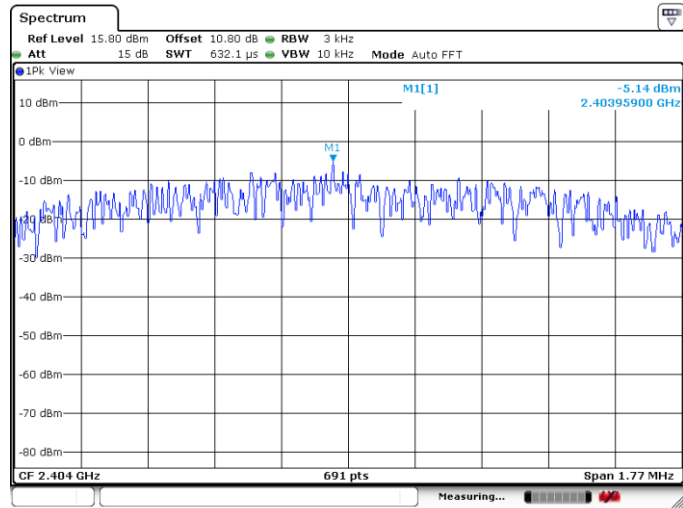


BLE\_1M\_Ant6\_2480



Date: 17.APR.2025 08:24:49

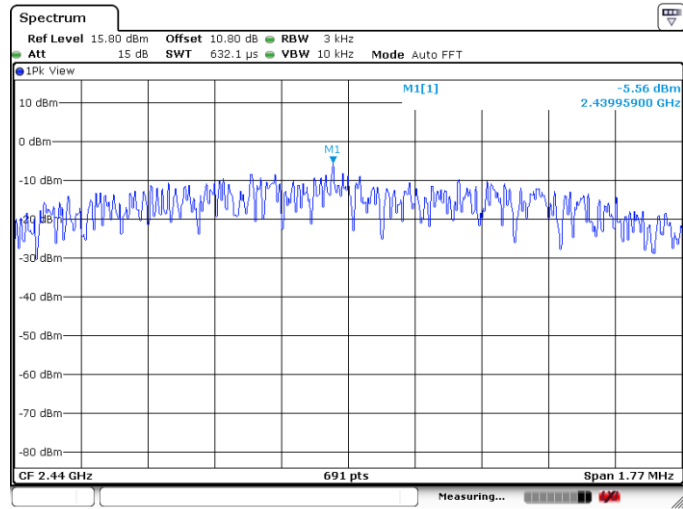
BLE\_2M\_Ant6\_2404



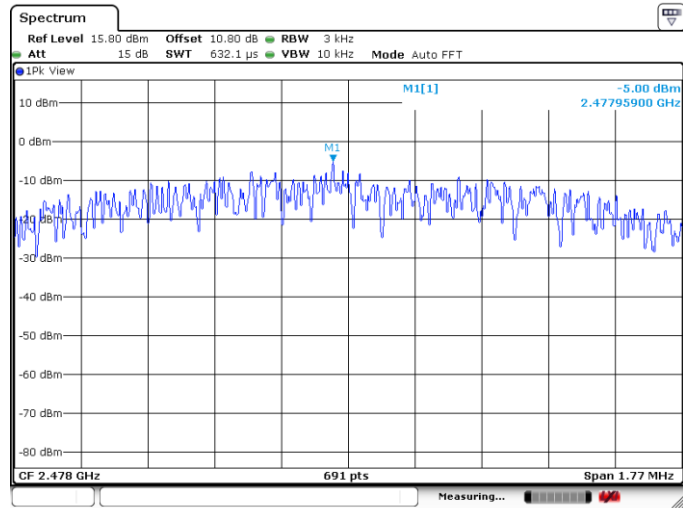
Date: 17.APR.2025 08:26:09



BLE\_2M\_Ant6\_2440



BLE\_2M\_Ant6\_2478





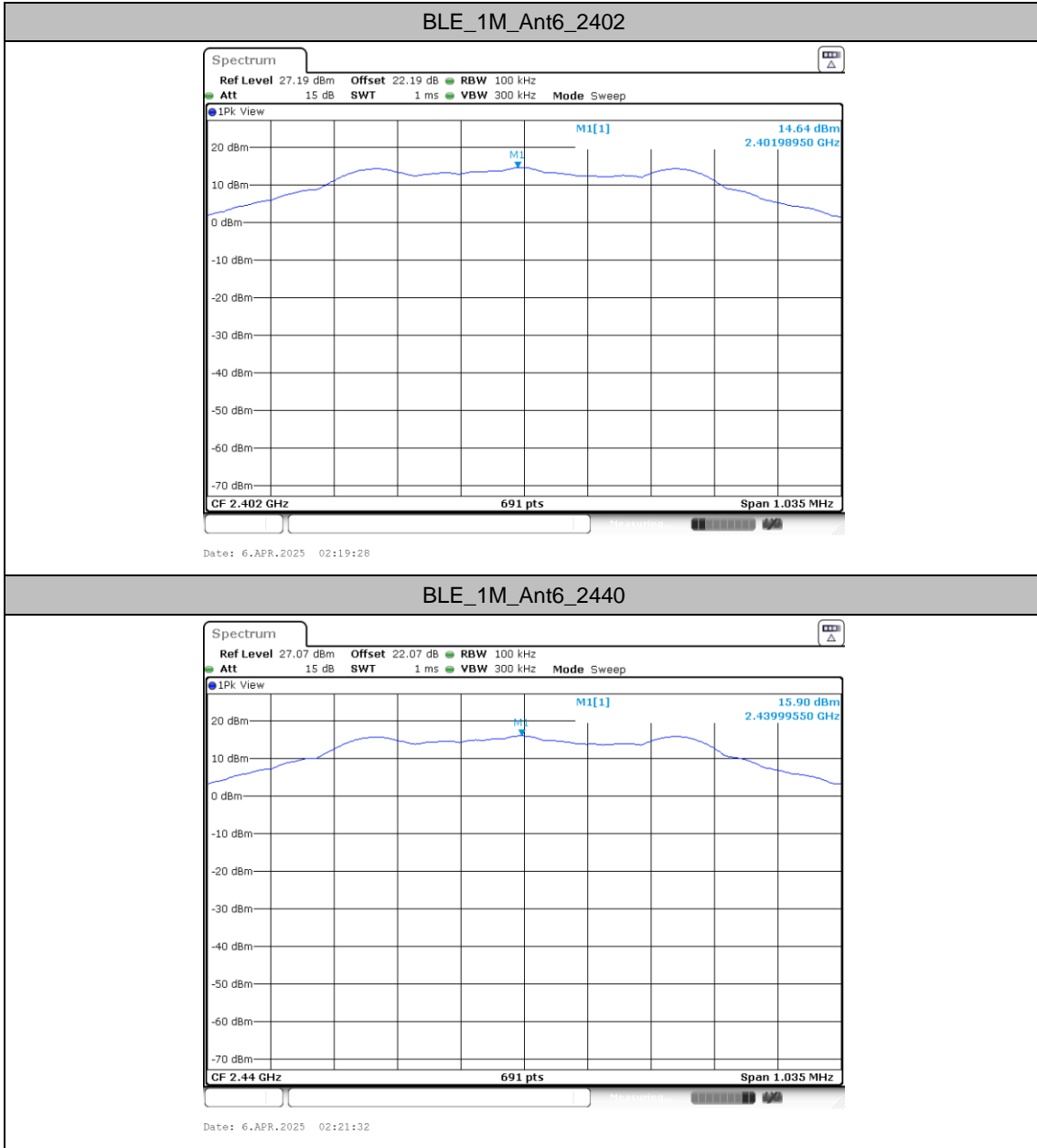
## Reference level measurement

### Test Result

TestMode	Antenna	Freq(MHz)	Max.Point[MHz]	Result[dBm/100KHz]
BLE_1M	Ant6	2402	2401.99	14.64
		2440	2440.00	15.90
		2480	2479.99	16.59
BLE_2M	Ant6	2404	2403.99	14.09
		2440	2439.99	15.86
		2478	2477.99	16.32

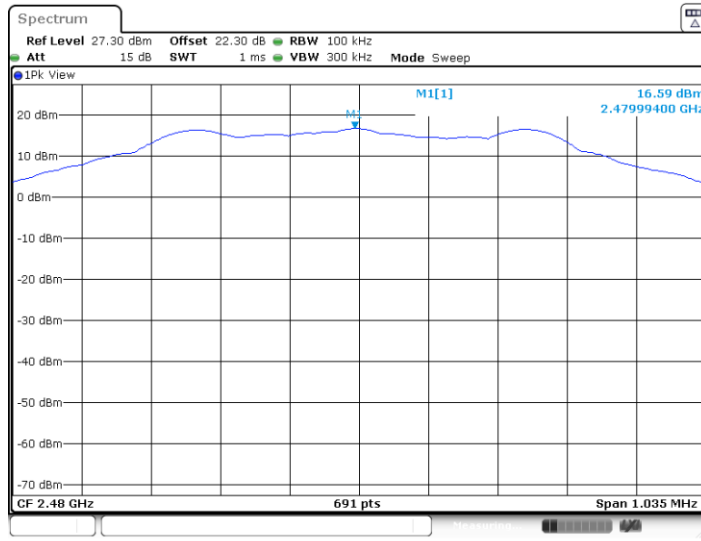


Test Graphs



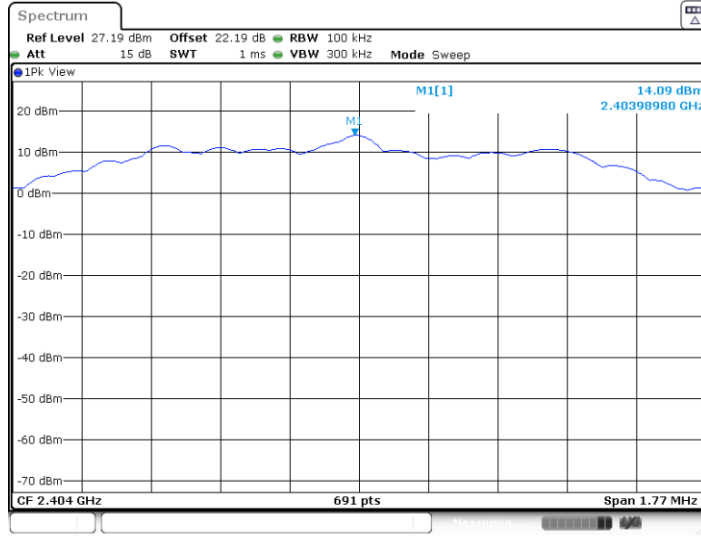


BLE\_1M\_Ant6\_2480



Date: 6.APR.2025 02:23:03

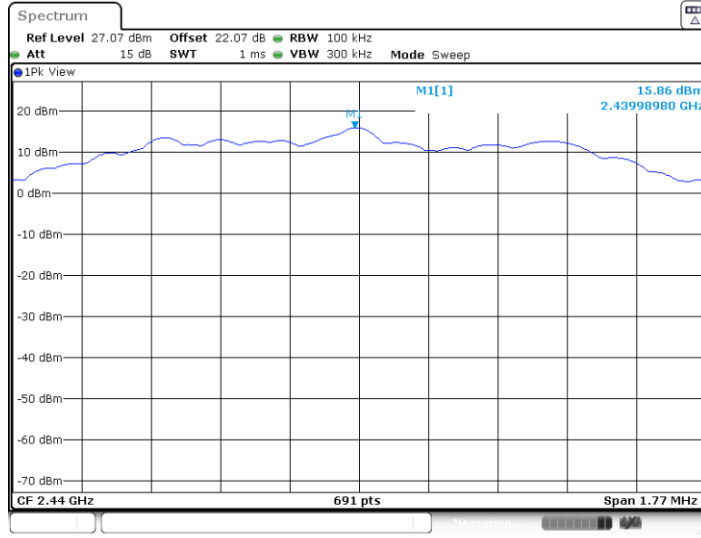
BLE\_2M\_Ant6\_2404



Date: 6.APR.2025 02:24:51

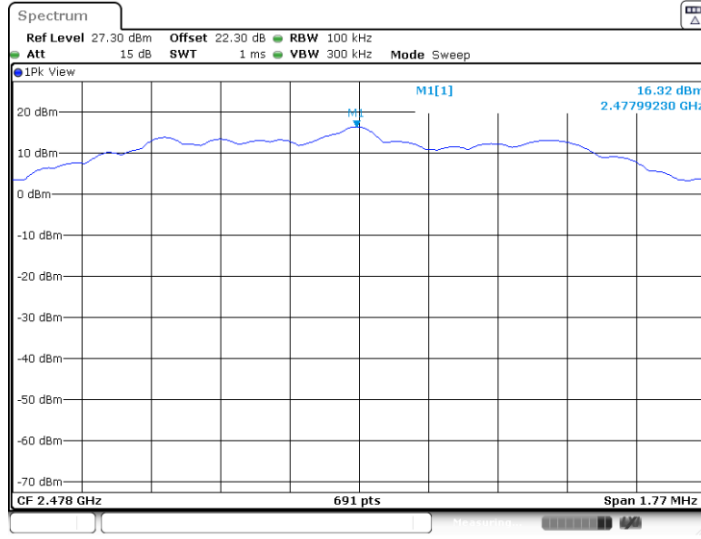


BLE\_2M\_Ant6\_2440



Date: 6.APR.2025 02:26:40

BLE\_2M\_Ant6\_2478



Date: 6.APR.2025 02:26:12



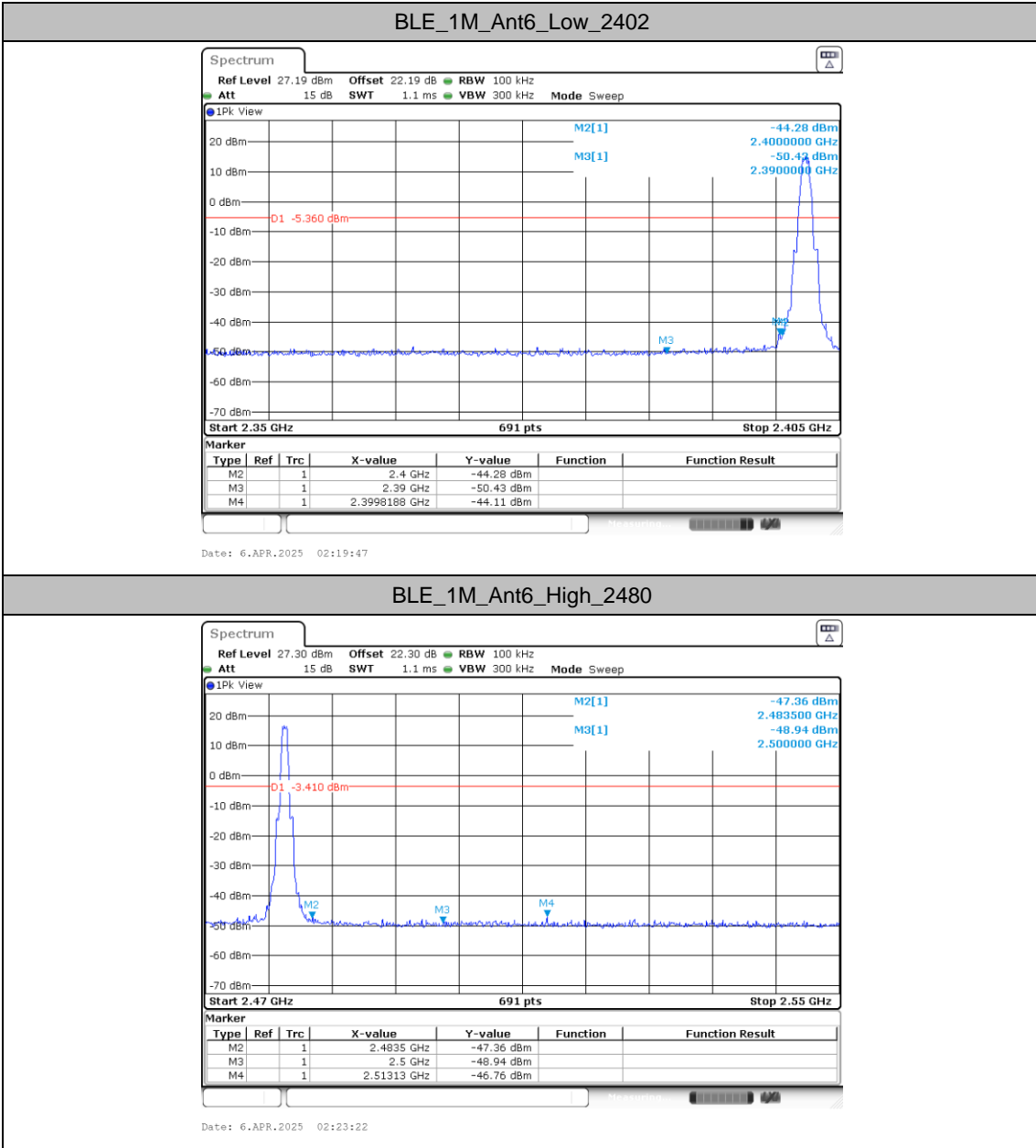
## Band edge measurements

### Test Result

TestMode	Antenna	ChName	Freq(MHz)	RefLevel[dBm /100KHz]	Result[dBm /100KHz]	Limit[dBm /100KHz]	Verdict
BLE_1M	Ant6	Low	2402	14.64	-44.11	≤-5.36	PASS
		High	2480	16.59	-46.76	≤-3.41	PASS
BLE_2M	Ant6	Low	2404	14.09	-47.89	≤-5.91	PASS
		High	2478	16.32	-46.83	≤-3.68	PASS

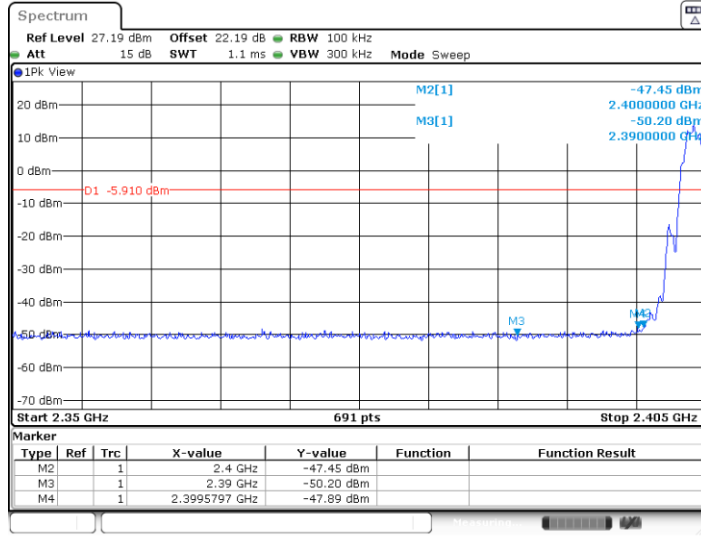


Test Graphs



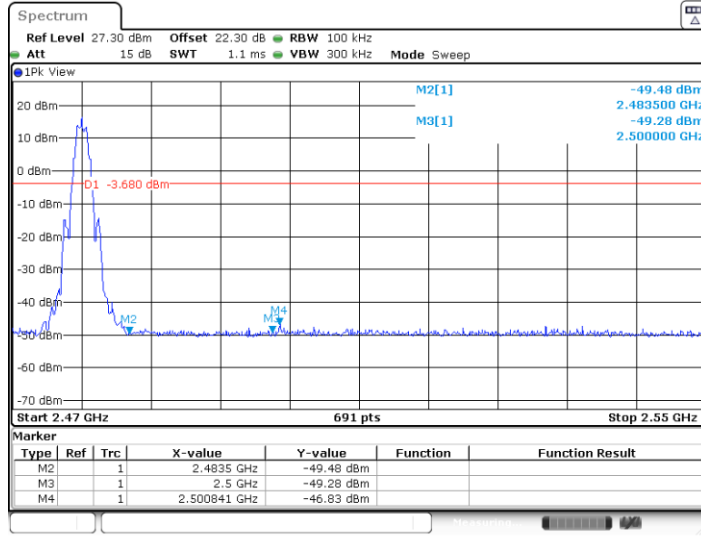


BLE\_2M\_Ant6\_Low\_2404



Date: 6.APR.2025 02:25:10

BLE\_2M\_Ant6\_High\_2478



Date: 6.APR.2025 02:26:32



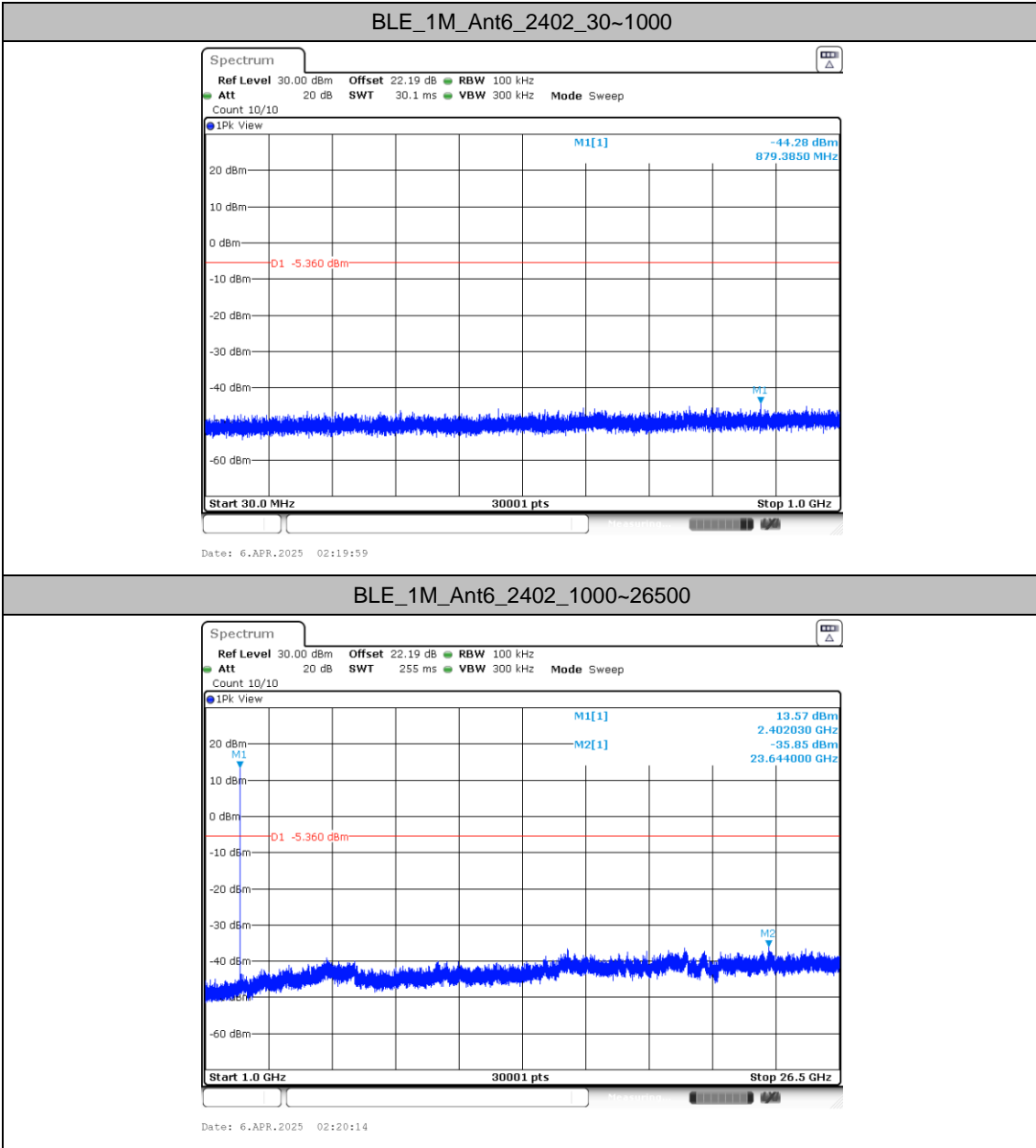
### Conducted Spurious Emission

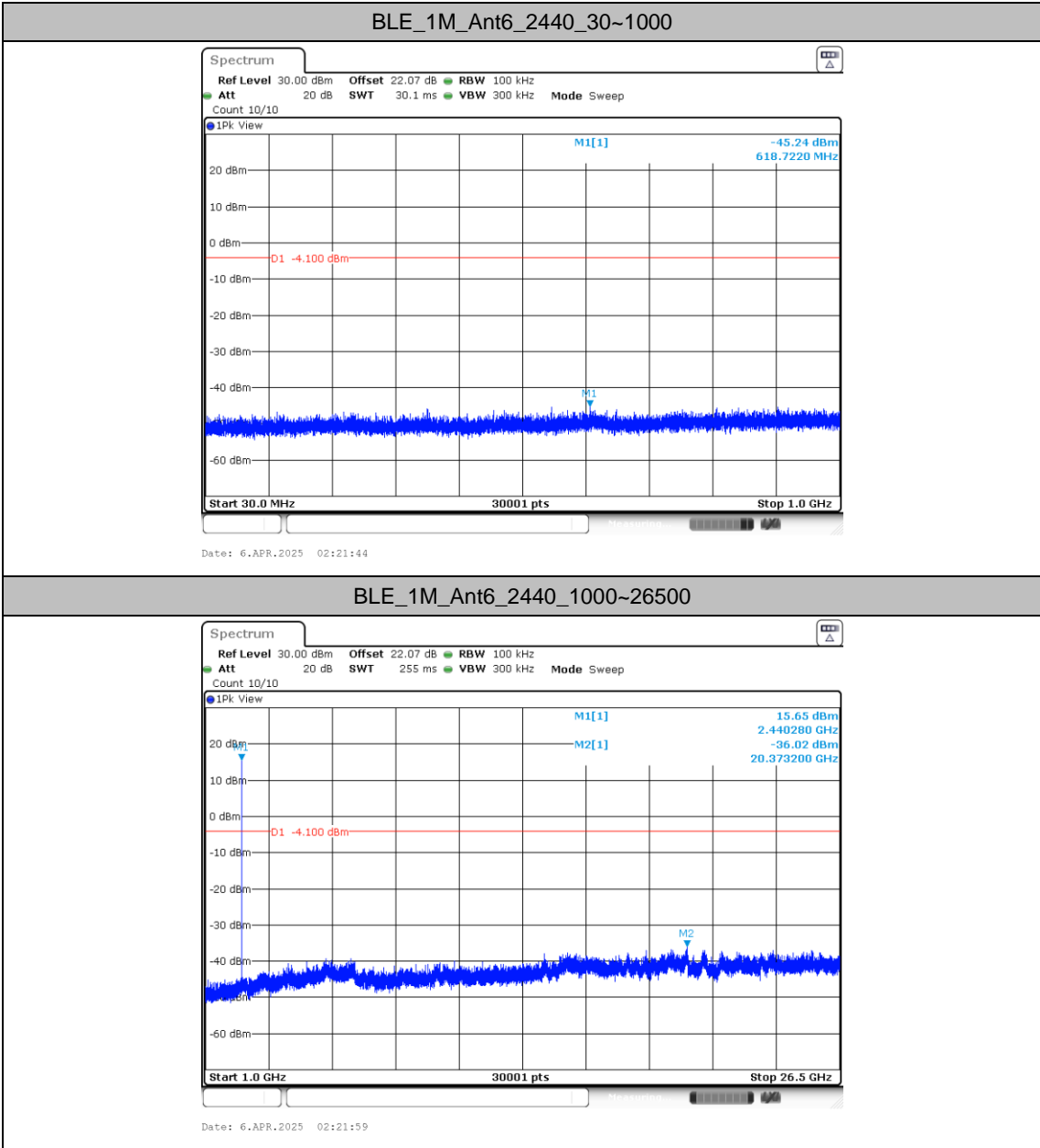
#### Test Result

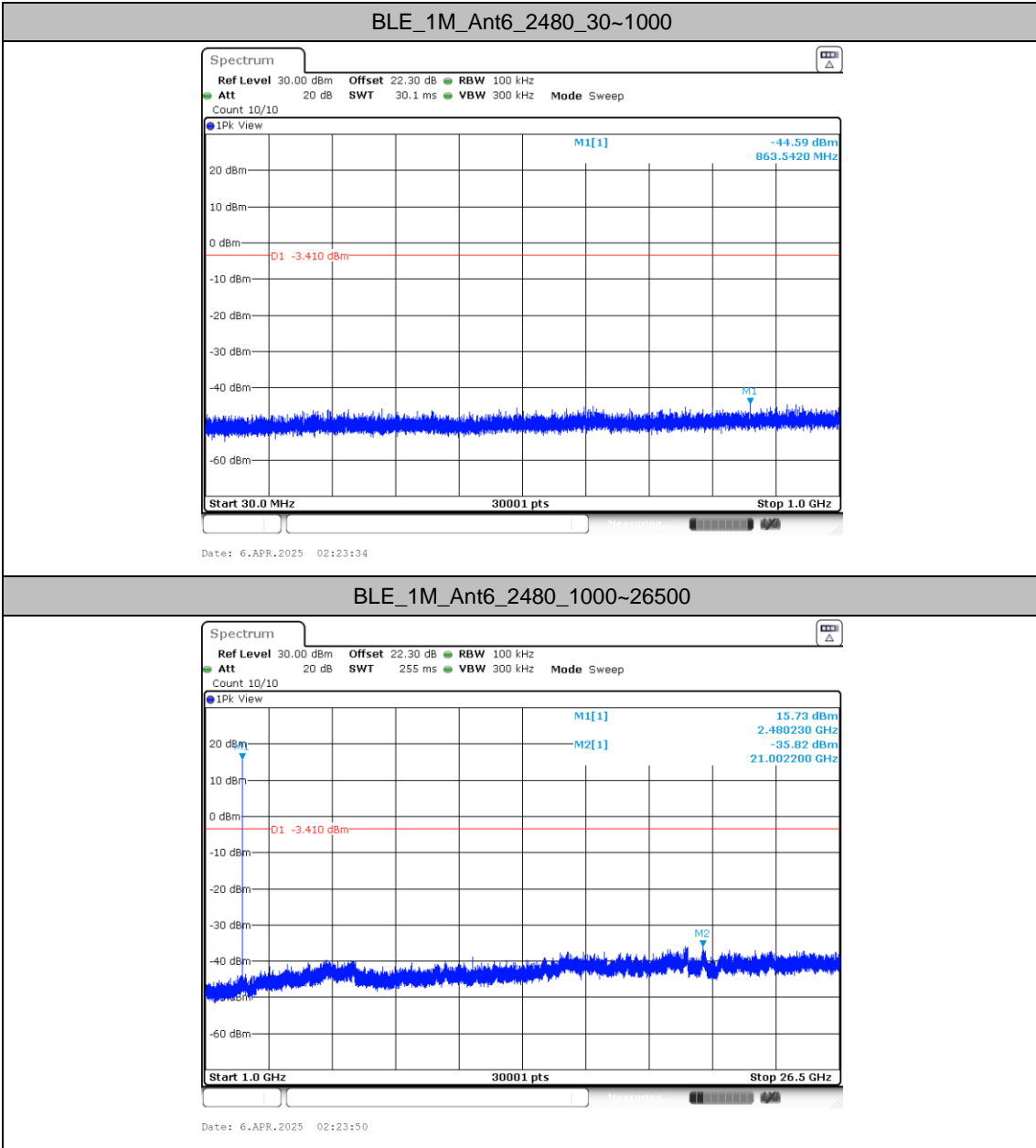
TestMode	Antenna	Freq(MHz)	FreqRange [MHz]	RefLevel [dBm/100KHz]	Result [dBm/100KHz]	Limit [dBm/100KHz]	Verdict
BLE_1M	Ant6	2402	30~1000	14.64	-44.28	≤-5.36	PASS
			1000~26500	14.64	-35.85	≤-5.36	PASS
		2440	30~1000	15.90	-45.24	≤-4.1	PASS
			1000~26500	15.90	-36.02	≤-4.1	PASS
		2480	30~1000	16.59	-44.59	≤-3.41	PASS
			1000~26500	16.59	-35.82	≤-3.41	PASS
BLE_2M	Ant6	2404	30~1000	14.09	-44.69	≤-5.91	PASS
			1000~26500	14.09	-35.78	≤-5.91	PASS
		2440	30~1000	15.86	-43.91	≤-4.14	PASS
			1000~26500	15.86	-36.39	≤-4.14	PASS
		2478	30~1000	16.32	-44.6	≤-3.68	PASS
			1000~26500	16.32	-35.94	≤-3.68	PASS

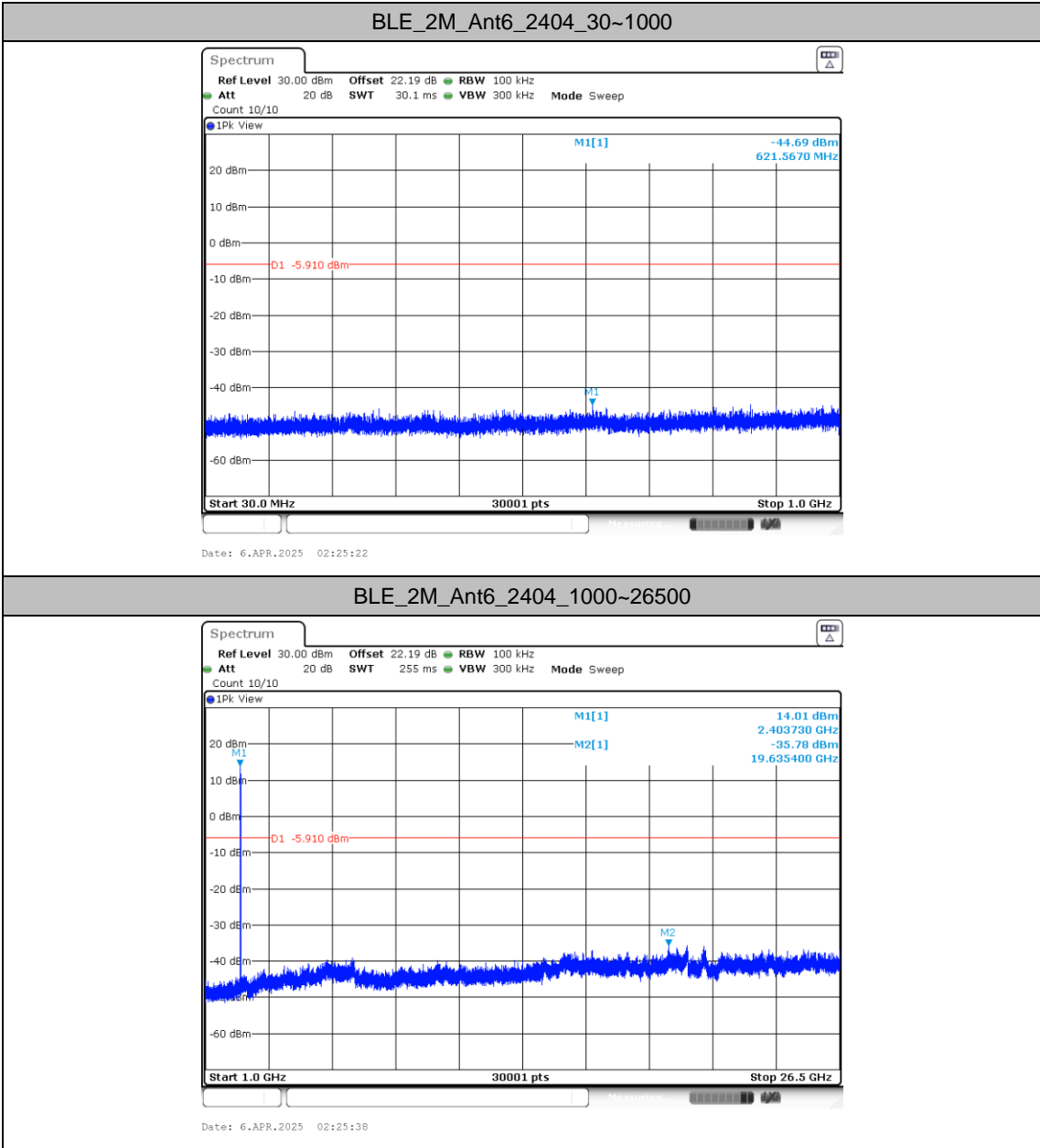


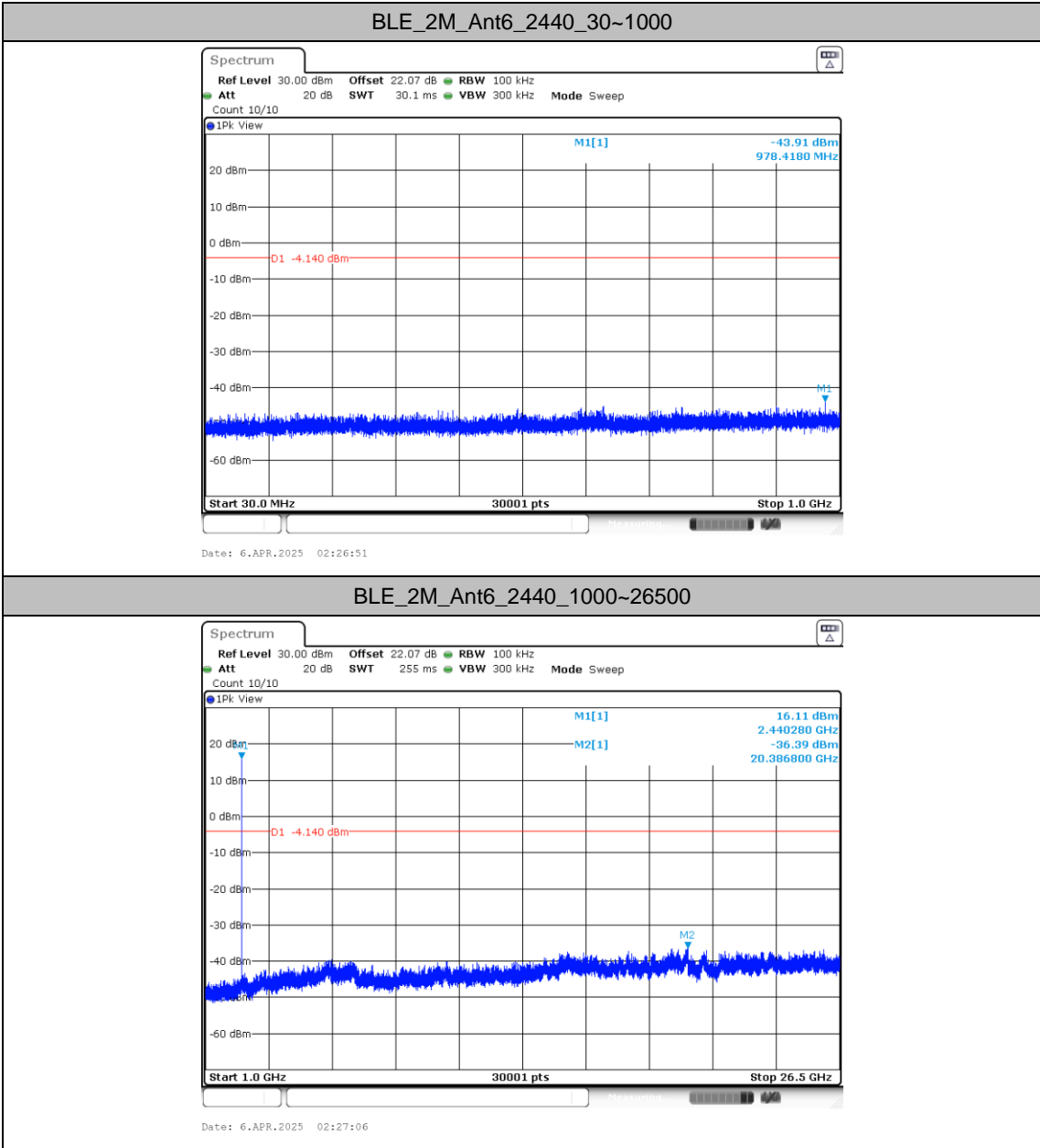
Test Graphs





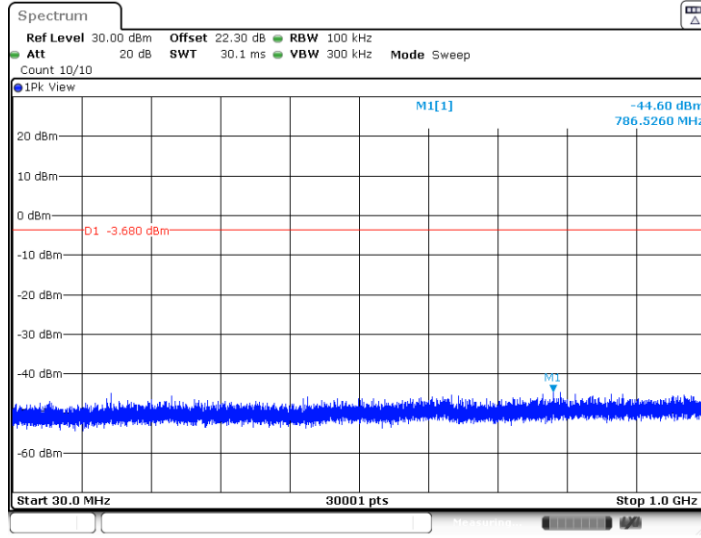






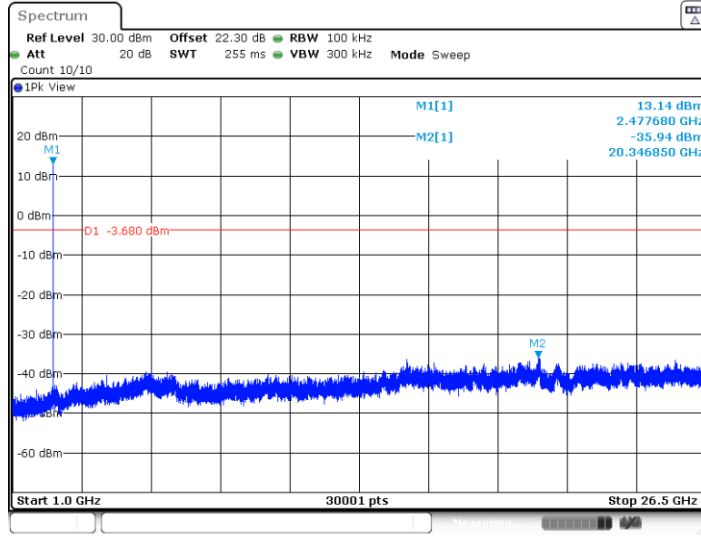


BLE\_2M\_Ant6\_2478\_30~1000



Date: 6.APR.2025 02:28:44

BLE\_2M\_Ant6\_2478\_1000~26500

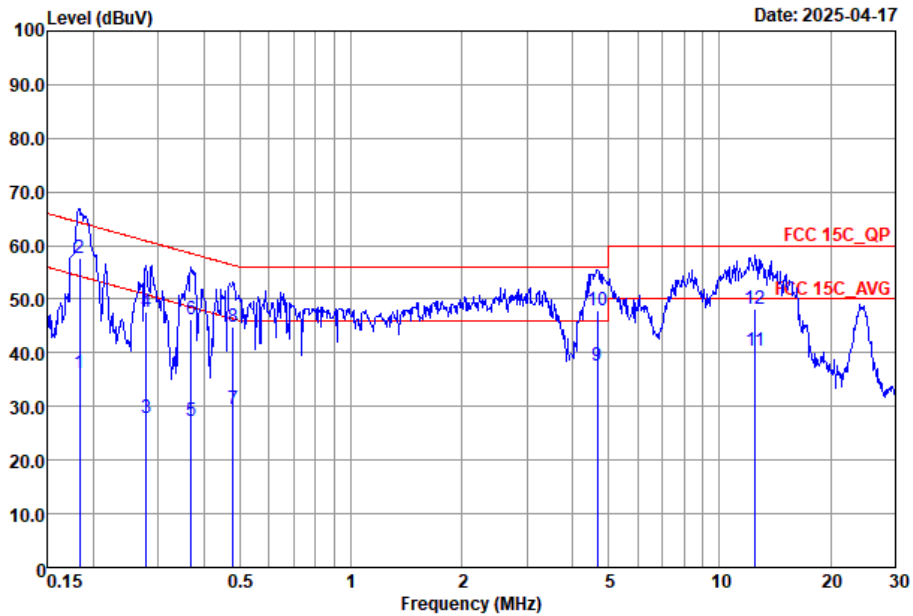


Date: 6.APR.2025 02:28:59



## Appendix B. AC Conducted Emission Test Results

Test Engineer :	XuRuibin	Temperature :	22~24°C
		Relative Humidity :	44~50%
Test Voltage :	120Vac / 60Hz	Phase :	Line
Remark :	All emissions not reported here are more than 10 dB below the prescribed limit.		

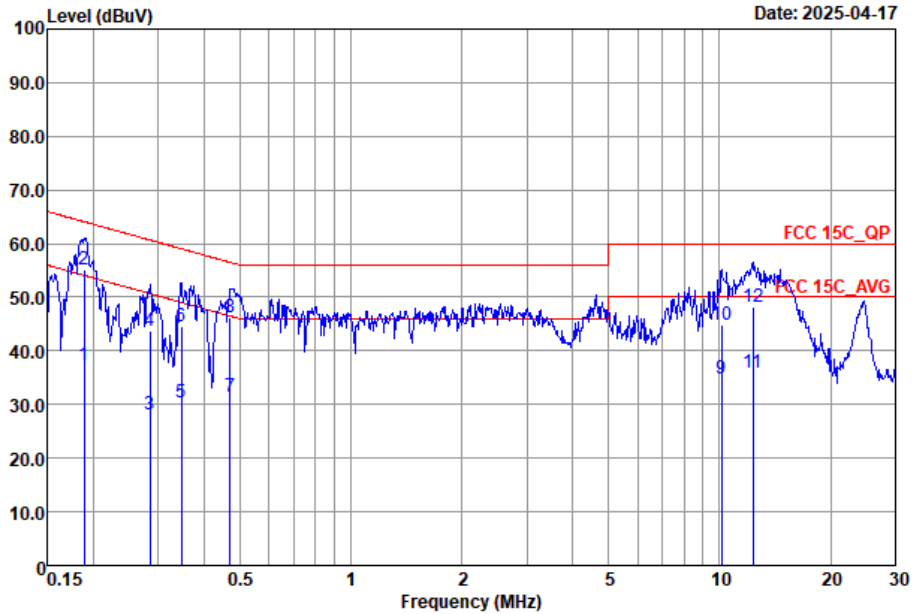


Site : CO02-SZ  
 Condition : FCC 15C\_QP LISN\_2025-L LINE

	Freq	Level	Over Limit	Limit Line	Read Level	LISN Factor	Cable Loss	Remark
	MHz	dBuV	dB	dBuV	dBuV	dB	dB	
1	0.18	36.28	-18.05	54.33	16.41	9.69	10.18	Average
2 *	0.18	57.58	-6.75	64.33	37.71	9.69	10.18	QP
3	0.28	27.95	-22.90	50.85	8.01	9.74	10.20	Average
4	0.28	47.55	-13.30	60.85	27.61	9.74	10.20	QP
5	0.37	27.24	-21.28	48.52	7.30	9.72	10.22	Average
6	0.37	46.24	-12.28	58.52	26.30	9.72	10.22	QP
7	0.48	29.42	-16.94	46.36	9.49	9.69	10.24	Average
8	0.48	44.92	-11.44	56.36	24.99	9.69	10.24	QP
9	4.67	37.72	-8.28	46.00	17.80	9.65	10.27	Average
10	4.67	48.02	-7.98	56.00	28.10	9.65	10.27	QP
11	12.52	40.37	-9.63	50.00	20.50	9.64	10.23	Average
12	12.52	48.27	-11.73	60.00	28.40	9.64	10.23	QP



Test Engineer :	XuRuibin	Temperature :	22~24°C
		Relative Humidity :	44~50%
Test Voltage :	120Vac / 60Hz	Phase :	Neutral
Remark :	All emissions not reported here are more than 10 dB below the prescribed limit.		



Site : CO02-SZ  
 Condition : FCC 15C\_QP LISN\_2025-N NEUTRAL

	Freq	Level	Over	Limit	Read	LISN	Cable	Remark
	MHz	dBuV	Limit	Line	Level	Factor	Loss	
			dB	dBuV	dBuV	dB	dB	
1	0.19	37.21	-16.85	54.06	17.20	9.83	10.18	Average
2 *	0.19	55.11	-8.95	64.06	35.10	9.83	10.18	QP
3	0.28	28.10	-22.58	50.68	8.10	9.80	10.20	Average
4	0.28	43.80	-16.88	60.68	23.80	9.80	10.20	QP
5	0.35	30.30	-18.75	49.05	10.49	9.59	10.22	Average
6	0.35	44.60	-14.45	59.05	24.79	9.59	10.22	QP
7	0.47	31.35	-15.14	46.49	11.09	10.02	10.24	Average
8	0.47	46.25	-10.24	56.49	25.99	10.02	10.24	QP
9	10.13	34.80	-15.20	50.00	15.00	9.62	10.18	Average
10	10.13	44.80	-15.20	60.00	25.00	9.62	10.18	QP
11	12.32	35.99	-14.01	50.00	16.09	9.67	10.23	Average
12	12.32	48.29	-11.71	60.00	28.39	9.67	10.23	QP

Note:

- Level(dBμV) = Read Level(dBμV) + LISN Factor(dB) + Cable Loss(dB)
- Over Limit(dB) = Level(dBμV) – Limit Line(dBμV)



## Appendix C. Radiated Spurious Emission

Test Engineer :	Reid Huang	Relative Humidity :	50%
		Temperature :	20-24°C

### Radiated Spurious Emission Test Modes

Mode	Band (MHz)	Antenna	Modulation	Channel	Frequency	Data Rate	RU	Remark
Mode 1	2400-2483.5	6	Bluetooth-LE	00	2402	1Mbps	-	-
Mode 2	2400-2483.5	6	Bluetooth-LE	19	2440	1Mbps	-	-
Mode 3	2400-2483.5	6	Bluetooth-LE	39	2480	1Mbps	-	-
Mode 4	2400-2483.5	6	Bluetooth-LE	01	2404	2Mbps	-	-
Mode 5	2400-2483.5	6	Bluetooth-LE	19	2440	2Mbps	-	-
Mode 6	2400-2483.5	6	Bluetooth-LE	38	2478	2Mbps	-	-
Mode 7	2400-2483.5	6	Bluetooth-LE_LF	38	2478	2Mbps	-	-

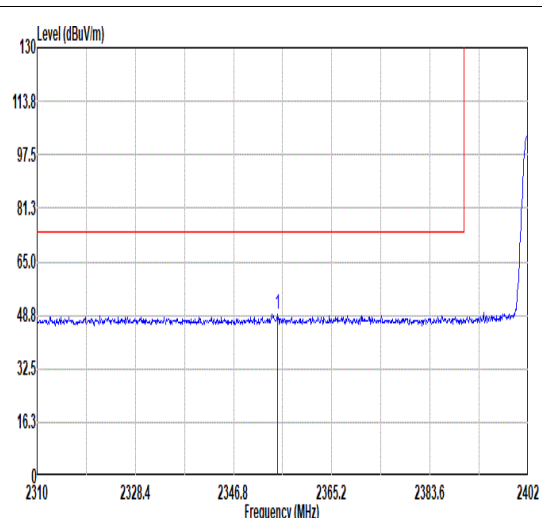
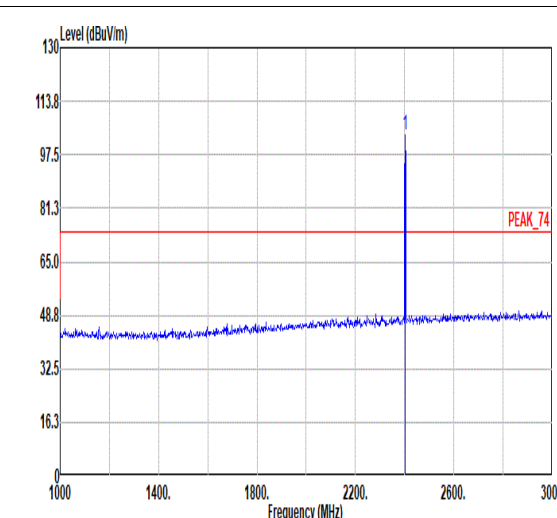
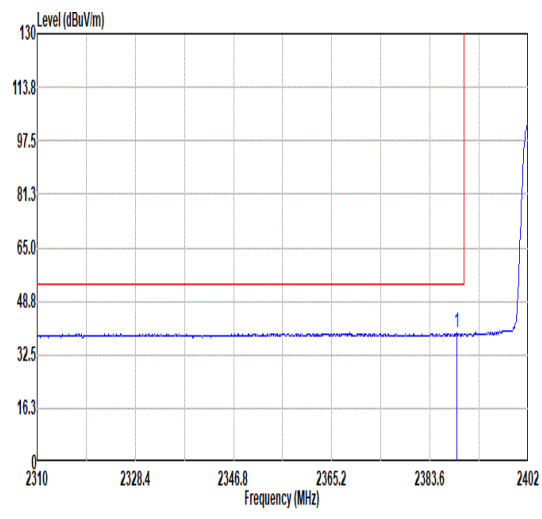
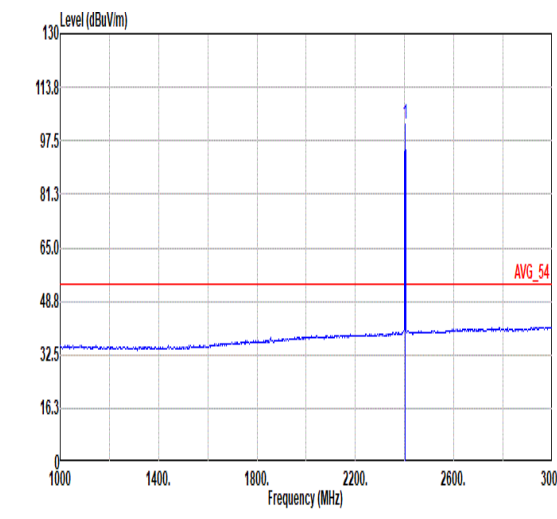
### Summary of each worse mode

Mode	Modulation	Ch.	Freq. (MHz)	Level (dBuV/m)	Limit (dBuV/m)	Margin (dB)	Pol.	Peak Avg.	Result	Remark
1	Bluetooth-LE	00	2386.91	39.22	54.00	-14.78	H	AVERAGE	Pass	Band Edge
	Bluetooth-LE	00	4804.00	43.20	74.00	-30.80	H	Peak	Pass	Harmonic
2	Bluetooth-LE	19	-	-	-	-	-	-	-	Band Edge
	Bluetooth-LE	19	7320.00	45.54	74.00	-28.46	V	Peak	Pass	Harmonic
3	Bluetooth-LE	39	2483.92	40.87	54.00	-13.13	V	AVERAGE	Pass	Band Edge
	Bluetooth-LE	39	7440.00	44.99	74.00	-29.01	H	Peak	Pass	Harmonic
4	Bluetooth-LE	01	2382.47	41.24	54.00	-12.76	V	AVERAGE	Pass	Band Edge
	Bluetooth-LE	01	4804.00	44.1	74.00	-29.9	H	Peak	Pass	Harmonic
5	Bluetooth-LE	19	-	-	-	-	-	-	-	Band Edge
	Bluetooth-LE	19	7320.00	45.02	74.00	-28.98	H	Peak	Pass	Harmonic
6	Bluetooth-LE	38	2483.54	41.54	54.00	-12.46	V	AVERAGE	Pass	Band Edge
	Bluetooth-LE	38	7434.00	45.04	74.00	-28.96	V	Peak	Pass	Harmonic
7	Bluetooth-LE_LF	38	34.85	25.73	40.00	-14.27	V	Peak	Pass	LF



Mode	1																																																																											
	Band Edge																																																																											
	2400-2483.5_Bluetooth-LE_CH00_2402MHz																																																																											
ANT	6																																																																											
Pol.	Horizontal	Fundamental																																																																										
Peak	<table border="1"> <thead> <tr> <th>Limit</th> <th>Read</th> <th>Ant</th> <th>Cable</th> <th>Preamp</th> <th>APos</th> <th>TPos</th> <th>Remark</th> </tr> <tr> <th>Freq</th> <th>Level</th> <th>Line Margin</th> <th>Level Factor</th> <th>Loss Factor</th> <th></th> <th></th> <th></th> </tr> <tr> <th>MHz</th> <th>dBuV/m</th> <th>dBuV/m</th> <th>dB</th> <th>dBuV</th> <th>dB/m</th> <th>dB</th> <th>cm</th> <th>deg</th> </tr> </thead> <tbody> <tr> <td>1</td> <td>2367.78</td> <td>48.57</td> <td>74.00</td> <td>-25.43</td> <td>47.12</td> <td>30.42</td> <td>4.77</td> <td>33.74</td> <td>253</td> <td>317</td> <td>PEAK</td> </tr> </tbody> </table>	Limit	Read	Ant	Cable	Preamp	APos	TPos	Remark	Freq	Level	Line Margin	Level Factor	Loss Factor				MHz	dBuV/m	dBuV/m	dB	dBuV	dB/m	dB	cm	deg	1	2367.78	48.57	74.00	-25.43	47.12	30.42	4.77	33.74	253	317	PEAK	<table border="1"> <thead> <tr> <th>Limit</th> <th>Read</th> <th>Ant</th> <th>Cable</th> <th>Preamp</th> <th>APos</th> <th>TPos</th> <th>Remark</th> </tr> <tr> <th>Freq</th> <th>Level</th> <th>Line Margin</th> <th>Level Factor</th> <th>Loss Factor</th> <th></th> <th></th> <th></th> </tr> <tr> <th>MHz</th> <th>dBuV/m</th> <th>dBuV/m</th> <th>dB</th> <th>dBuV</th> <th>dB/m</th> <th>dB</th> <th>cm</th> <th>deg</th> </tr> </thead> <tbody> <tr> <td>1</td> <td>2402.00</td> <td>100.01</td> <td>-----</td> <td>-----</td> <td>98.44</td> <td>30.44</td> <td>4.81</td> <td>33.68</td> <td>253</td> <td>317</td> <td>PEAK</td> </tr> </tbody> </table>	Limit	Read	Ant	Cable	Preamp	APos	TPos	Remark	Freq	Level	Line Margin	Level Factor	Loss Factor				MHz	dBuV/m	dBuV/m	dB	dBuV	dB/m	dB	cm	deg	1	2402.00	100.01	-----	-----	98.44	30.44	4.81	33.68	253	317	PEAK
	Limit	Read	Ant	Cable	Preamp	APos	TPos	Remark																																																																				
Freq	Level	Line Margin	Level Factor	Loss Factor																																																																								
MHz	dBuV/m	dBuV/m	dB	dBuV	dB/m	dB	cm	deg																																																																				
1	2367.78	48.57	74.00	-25.43	47.12	30.42	4.77	33.74	253	317	PEAK																																																																	
Limit	Read	Ant	Cable	Preamp	APos	TPos	Remark																																																																					
Freq	Level	Line Margin	Level Factor	Loss Factor																																																																								
MHz	dBuV/m	dBuV/m	dB	dBuV	dB/m	dB	cm	deg																																																																				
1	2402.00	100.01	-----	-----	98.44	30.44	4.81	33.68	253	317	PEAK																																																																	
Avg	<table border="1"> <thead> <tr> <th>Limit</th> <th>Read</th> <th>Ant</th> <th>Cable</th> <th>Preamp</th> <th>APos</th> <th>TPos</th> <th>Remark</th> </tr> <tr> <th>Freq</th> <th>Level</th> <th>Line Margin</th> <th>Level Factor</th> <th>Loss Factor</th> <th></th> <th></th> <th></th> </tr> <tr> <th>MHz</th> <th>dBuV/m</th> <th>dBuV/m</th> <th>dB</th> <th>dBuV</th> <th>dB/m</th> <th>dB</th> <th>cm</th> <th>deg</th> </tr> </thead> <tbody> <tr> <td>1</td> <td>2386.91</td> <td>39.22</td> <td>54.00</td> <td>-14.78</td> <td>37.71</td> <td>30.43</td> <td>4.79</td> <td>33.71</td> <td>253</td> <td>317</td> <td>AVERAGE</td> </tr> </tbody> </table>	Limit	Read	Ant	Cable	Preamp	APos	TPos	Remark	Freq	Level	Line Margin	Level Factor	Loss Factor				MHz	dBuV/m	dBuV/m	dB	dBuV	dB/m	dB	cm	deg	1	2386.91	39.22	54.00	-14.78	37.71	30.43	4.79	33.71	253	317	AVERAGE	<table border="1"> <thead> <tr> <th>Limit</th> <th>Read</th> <th>Ant</th> <th>Cable</th> <th>Preamp</th> <th>APos</th> <th>TPos</th> <th>Remark</th> </tr> <tr> <th>Freq</th> <th>Level</th> <th>Line Margin</th> <th>Level Factor</th> <th>Loss Factor</th> <th></th> <th></th> <th></th> </tr> <tr> <th>MHz</th> <th>dBuV/m</th> <th>dBuV/m</th> <th>dB</th> <th>dBuV</th> <th>dB/m</th> <th>dB</th> <th>cm</th> <th>deg</th> </tr> </thead> <tbody> <tr> <td>1</td> <td>2402.00</td> <td>99.00</td> <td>-----</td> <td>-----</td> <td>97.43</td> <td>30.44</td> <td>4.81</td> <td>33.68</td> <td>253</td> <td>317</td> <td>AVERAGE</td> </tr> </tbody> </table>	Limit	Read	Ant	Cable	Preamp	APos	TPos	Remark	Freq	Level	Line Margin	Level Factor	Loss Factor				MHz	dBuV/m	dBuV/m	dB	dBuV	dB/m	dB	cm	deg	1	2402.00	99.00	-----	-----	97.43	30.44	4.81	33.68	253	317	AVERAGE
Limit	Read	Ant	Cable	Preamp	APos	TPos	Remark																																																																					
Freq	Level	Line Margin	Level Factor	Loss Factor																																																																								
MHz	dBuV/m	dBuV/m	dB	dBuV	dB/m	dB	cm	deg																																																																				
1	2386.91	39.22	54.00	-14.78	37.71	30.43	4.79	33.71	253	317	AVERAGE																																																																	
Limit	Read	Ant	Cable	Preamp	APos	TPos	Remark																																																																					
Freq	Level	Line Margin	Level Factor	Loss Factor																																																																								
MHz	dBuV/m	dBuV/m	dB	dBuV	dB/m	dB	cm	deg																																																																				
1	2402.00	99.00	-----	-----	97.43	30.44	4.81	33.68	253	317	AVERAGE																																																																	



Mode	1																																																																																																																	
	Band Edge																																																																																																																	
	2400-2483.5_Bluetooth-LE_CH00_2402MHz																																																																																																																	
ANT	6																																																																																																																	
Pol.	Vertical	Fundamental																																																																																																																
Peak	 <table border="1" data-bbox="255 1120 798 1254"> <thead> <tr> <th>Limit</th> <th>Read</th> <th>Ant</th> <th>Cable</th> <th>Preamp</th> <th>APos</th> <th>TPos</th> <th>Remark</th> </tr> <tr> <th>Freq</th> <th>Level</th> <th>Line Margin</th> <th>Level</th> <th>Factor</th> <th>Loss Factor</th> <th></th> <th></th> </tr> <tr> <th>MHz</th> <th>dBuV/m</th> <th>dBuV/m</th> <th>dB</th> <th>dBuV</th> <th>dB/m</th> <th>dB</th> <th>cm</th> </tr> </thead> <tbody> <tr> <td>1</td> <td>2355.08</td> <td>48.88</td> <td>74.00</td> <td>-25.12</td> <td>47.48</td> <td>30.41</td> <td>4.76</td> </tr> <tr> <td></td> <td></td> <td></td> <td></td> <td></td> <td></td> <td></td> <td>33.77</td> </tr> <tr> <td></td> <td></td> <td></td> <td></td> <td></td> <td></td> <td></td> <td>122</td> </tr> <tr> <td></td> <td></td> <td></td> <td></td> <td></td> <td></td> <td></td> <td>352 PEAK</td> </tr> </tbody> </table>	Limit	Read	Ant	Cable	Preamp	APos	TPos	Remark	Freq	Level	Line Margin	Level	Factor	Loss Factor			MHz	dBuV/m	dBuV/m	dB	dBuV	dB/m	dB	cm	1	2355.08	48.88	74.00	-25.12	47.48	30.41	4.76								33.77								122								352 PEAK	 <table border="1" data-bbox="877 1120 1436 1254"> <thead> <tr> <th>Limit</th> <th>Read</th> <th>Ant</th> <th>Cable</th> <th>Preamp</th> <th>APos</th> <th>TPos</th> <th>Remark</th> </tr> <tr> <th>Freq</th> <th>Level</th> <th>Line Margin</th> <th>Level</th> <th>Factor</th> <th>Loss Factor</th> <th></th> <th></th> </tr> <tr> <th>MHz</th> <th>dBuV/m</th> <th>dBuV/m</th> <th>dB</th> <th>dBuV</th> <th>dB/m</th> <th>dB</th> <th>cm</th> </tr> </thead> <tbody> <tr> <td>1</td> <td>2402.00</td> <td>103.58</td> <td>-----</td> <td>-----</td> <td>102.01</td> <td>30.44</td> <td>4.81</td> </tr> <tr> <td></td> <td></td> <td></td> <td></td> <td></td> <td></td> <td></td> <td>33.68</td> </tr> <tr> <td></td> <td></td> <td></td> <td></td> <td></td> <td></td> <td></td> <td>122</td> </tr> <tr> <td></td> <td></td> <td></td> <td></td> <td></td> <td></td> <td></td> <td>352 PEAK</td> </tr> </tbody> </table>	Limit	Read	Ant	Cable	Preamp	APos	TPos	Remark	Freq	Level	Line Margin	Level	Factor	Loss Factor			MHz	dBuV/m	dBuV/m	dB	dBuV	dB/m	dB	cm	1	2402.00	103.58	-----	-----	102.01	30.44	4.81								33.68								122								352 PEAK
Limit	Read	Ant	Cable	Preamp	APos	TPos	Remark																																																																																																											
Freq	Level	Line Margin	Level	Factor	Loss Factor																																																																																																													
MHz	dBuV/m	dBuV/m	dB	dBuV	dB/m	dB	cm																																																																																																											
1	2355.08	48.88	74.00	-25.12	47.48	30.41	4.76																																																																																																											
							33.77																																																																																																											
							122																																																																																																											
							352 PEAK																																																																																																											
Limit	Read	Ant	Cable	Preamp	APos	TPos	Remark																																																																																																											
Freq	Level	Line Margin	Level	Factor	Loss Factor																																																																																																													
MHz	dBuV/m	dBuV/m	dB	dBuV	dB/m	dB	cm																																																																																																											
1	2402.00	103.58	-----	-----	102.01	30.44	4.81																																																																																																											
							33.68																																																																																																											
							122																																																																																																											
							352 PEAK																																																																																																											
Avg	 <table border="1" data-bbox="255 1814 798 1937"> <thead> <tr> <th>Limit</th> <th>Read</th> <th>Ant</th> <th>Cable</th> <th>Preamp</th> <th>APos</th> <th>TPos</th> <th>Remark</th> </tr> <tr> <th>Freq</th> <th>Level</th> <th>Line Margin</th> <th>Level</th> <th>Factor</th> <th>Loss Factor</th> <th></th> <th></th> </tr> <tr> <th>MHz</th> <th>dBuV/m</th> <th>dBuV/m</th> <th>dB</th> <th>dBuV</th> <th>dB/m</th> <th>dB</th> <th>cm</th> </tr> </thead> <tbody> <tr> <td>1</td> <td>2388.57</td> <td>39.08</td> <td>54.00</td> <td>-14.92</td> <td>37.57</td> <td>30.43</td> <td>4.79</td> </tr> <tr> <td></td> <td></td> <td></td> <td></td> <td></td> <td></td> <td></td> <td>33.71</td> </tr> <tr> <td></td> <td></td> <td></td> <td></td> <td></td> <td></td> <td></td> <td>122</td> </tr> <tr> <td></td> <td></td> <td></td> <td></td> <td></td> <td></td> <td></td> <td>352 AVERAGE</td> </tr> </tbody> </table>	Limit	Read	Ant	Cable	Preamp	APos	TPos	Remark	Freq	Level	Line Margin	Level	Factor	Loss Factor			MHz	dBuV/m	dBuV/m	dB	dBuV	dB/m	dB	cm	1	2388.57	39.08	54.00	-14.92	37.57	30.43	4.79								33.71								122								352 AVERAGE	 <table border="1" data-bbox="877 1814 1436 1937"> <thead> <tr> <th>Limit</th> <th>Read</th> <th>Ant</th> <th>Cable</th> <th>Preamp</th> <th>APos</th> <th>TPos</th> <th>Remark</th> </tr> <tr> <th>Freq</th> <th>Level</th> <th>Line Margin</th> <th>Level</th> <th>Factor</th> <th>Loss Factor</th> <th></th> <th></th> </tr> <tr> <th>MHz</th> <th>dBuV/m</th> <th>dBuV/m</th> <th>dB</th> <th>dBuV</th> <th>dB/m</th> <th>dB</th> <th>cm</th> </tr> </thead> <tbody> <tr> <td>1</td> <td>2402.00</td> <td>102.45</td> <td>-----</td> <td>-----</td> <td>100.88</td> <td>30.44</td> <td>4.81</td> </tr> <tr> <td></td> <td></td> <td></td> <td></td> <td></td> <td></td> <td></td> <td>33.68</td> </tr> <tr> <td></td> <td></td> <td></td> <td></td> <td></td> <td></td> <td></td> <td>122</td> </tr> <tr> <td></td> <td></td> <td></td> <td></td> <td></td> <td></td> <td></td> <td>352 AVERAGE</td> </tr> </tbody> </table>	Limit	Read	Ant	Cable	Preamp	APos	TPos	Remark	Freq	Level	Line Margin	Level	Factor	Loss Factor			MHz	dBuV/m	dBuV/m	dB	dBuV	dB/m	dB	cm	1	2402.00	102.45	-----	-----	100.88	30.44	4.81								33.68								122								352 AVERAGE
Limit	Read	Ant	Cable	Preamp	APos	TPos	Remark																																																																																																											
Freq	Level	Line Margin	Level	Factor	Loss Factor																																																																																																													
MHz	dBuV/m	dBuV/m	dB	dBuV	dB/m	dB	cm																																																																																																											
1	2388.57	39.08	54.00	-14.92	37.57	30.43	4.79																																																																																																											
							33.71																																																																																																											
							122																																																																																																											
							352 AVERAGE																																																																																																											
Limit	Read	Ant	Cable	Preamp	APos	TPos	Remark																																																																																																											
Freq	Level	Line Margin	Level	Factor	Loss Factor																																																																																																													
MHz	dBuV/m	dBuV/m	dB	dBuV	dB/m	dB	cm																																																																																																											
1	2402.00	102.45	-----	-----	100.88	30.44	4.81																																																																																																											
							33.68																																																																																																											
							122																																																																																																											
							352 AVERAGE																																																																																																											



Mode	1																																																																							
	Harmonic																																																																							
	2400-2483.5_Bluetooth-LE_CH00_2402MHz																																																																							
ANT	6																																																																							
Pol.	Horizontal	Vertical																																																																						
Peak Avg	<table border="1"> <thead> <tr> <th>Limit</th> <th>Read</th> <th>Ant</th> <th>Cable</th> <th>Preamp</th> <th>APos</th> <th>TPos</th> <th>Remark</th> </tr> <tr> <th>Freq</th> <th>Level</th> <th>Line Margin</th> <th>Level Factor</th> <th>Loss Factor</th> <th></th> <th></th> <th></th> </tr> <tr> <th>MHz</th> <th>dBuV/m</th> <th>dBuV/m</th> <th>dB</th> <th>dBuV</th> <th>dB/m</th> <th>dB</th> <th>cm</th> <th>deg</th> </tr> </thead> <tbody> <tr> <td>1</td> <td>4804.00</td> <td>43.20</td> <td>74.00</td> <td>-30.80</td> <td>59.11</td> <td>33.82</td> <td>7.74</td> <td>57.47</td> <td>-- -- Peak</td> </tr> </tbody> </table>	Limit	Read	Ant	Cable	Preamp	APos	TPos	Remark	Freq	Level	Line Margin	Level Factor	Loss Factor				MHz	dBuV/m	dBuV/m	dB	dBuV	dB/m	dB	cm	deg	1	4804.00	43.20	74.00	-30.80	59.11	33.82	7.74	57.47	-- -- Peak	<table border="1"> <thead> <tr> <th>Limit</th> <th>Read</th> <th>Ant</th> <th>Cable</th> <th>Preamp</th> <th>APos</th> <th>TPos</th> <th>Remark</th> </tr> <tr> <th>Freq</th> <th>Level</th> <th>Line Margin</th> <th>Level Factor</th> <th>Loss Factor</th> <th></th> <th></th> <th></th> </tr> <tr> <th>MHz</th> <th>dBuV/m</th> <th>dBuV/m</th> <th>dB</th> <th>dBuV</th> <th>dB/m</th> <th>dB</th> <th>cm</th> <th>deg</th> </tr> </thead> <tbody> <tr> <td>1</td> <td>4804.00</td> <td>43.05</td> <td>74.00</td> <td>-30.95</td> <td>58.96</td> <td>33.82</td> <td>7.74</td> <td>57.47</td> <td>-- -- Peak</td> </tr> </tbody> </table>	Limit	Read	Ant	Cable	Preamp	APos	TPos	Remark	Freq	Level	Line Margin	Level Factor	Loss Factor				MHz	dBuV/m	dBuV/m	dB	dBuV	dB/m	dB	cm	deg	1	4804.00	43.05	74.00	-30.95	58.96	33.82	7.74	57.47	-- -- Peak
Limit	Read	Ant	Cable	Preamp	APos	TPos	Remark																																																																	
Freq	Level	Line Margin	Level Factor	Loss Factor																																																																				
MHz	dBuV/m	dBuV/m	dB	dBuV	dB/m	dB	cm	deg																																																																
1	4804.00	43.20	74.00	-30.80	59.11	33.82	7.74	57.47	-- -- Peak																																																															
Limit	Read	Ant	Cable	Preamp	APos	TPos	Remark																																																																	
Freq	Level	Line Margin	Level Factor	Loss Factor																																																																				
MHz	dBuV/m	dBuV/m	dB	dBuV	dB/m	dB	cm	deg																																																																
1	4804.00	43.05	74.00	-30.95	58.96	33.82	7.74	57.47	-- -- Peak																																																															

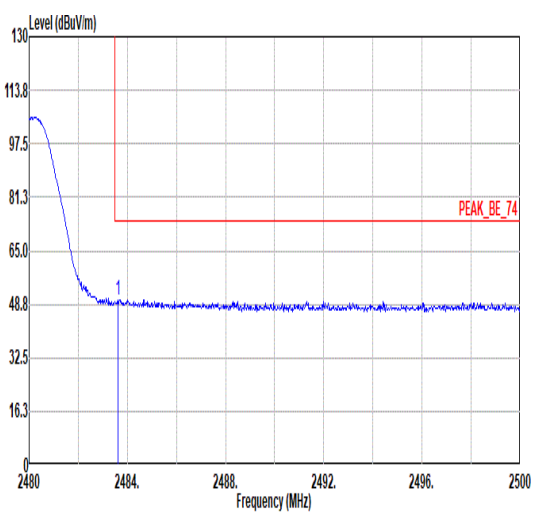
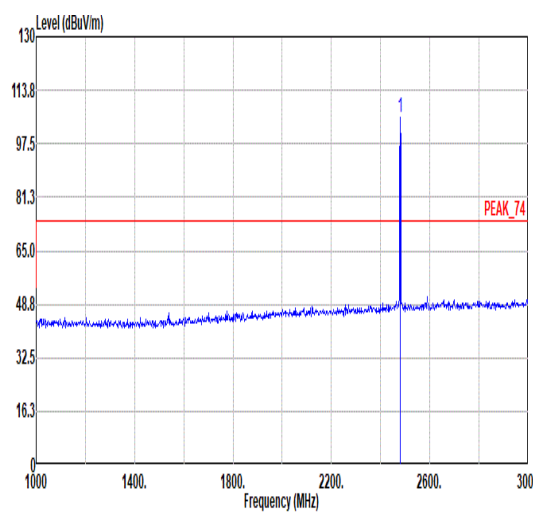
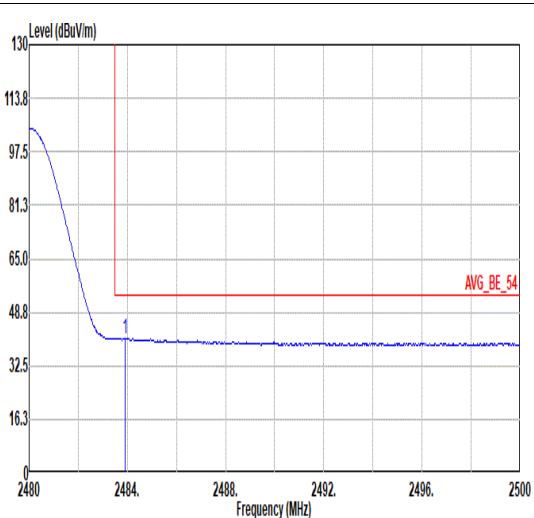
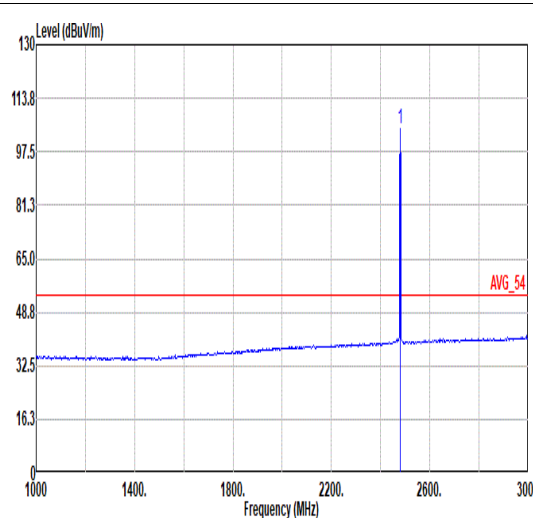


Mode	2																																																																																																
	Harmonic																																																																																																
	2400-2483.5_Bluetooth-LE_CH19_2440MHz																																																																																																
ANT	6																																																																																																
Pol.	Horizontal	Vertical																																																																																															
Peak Avg																																																																																																	
	<table border="1"> <thead> <tr> <th>Limit</th> <th>Read</th> <th>Ant</th> <th>Cable</th> <th>Preamp</th> <th>APos</th> <th>TPos</th> <th>Remark</th> </tr> <tr> <th>Freq</th> <th>Level</th> <th>Line Margin</th> <th>Level</th> <th>Factor</th> <th>Loss Factor</th> <th></th> <th></th> </tr> <tr> <th>MHz</th> <th>dBuV/m</th> <th>dBuV/m</th> <th>dB</th> <th>dBuV</th> <th>dB/m</th> <th>dB</th> <th>dB</th> </tr> </thead> <tbody> <tr> <td>1</td> <td>4880.00</td> <td>44.54</td> <td>74.00</td> <td>-29.46</td> <td>60.44</td> <td>33.85</td> <td>7.77</td> <td>57.52</td> <td>--</td> <td>--</td> <td>Peak</td> </tr> <tr> <td>2</td> <td>7320.00</td> <td>44.23</td> <td>74.00</td> <td>-29.77</td> <td>57.90</td> <td>36.30</td> <td>8.96</td> <td>58.93</td> <td>--</td> <td>--</td> <td>Peak</td> </tr> </tbody> </table>	Limit	Read	Ant	Cable	Preamp	APos	TPos	Remark	Freq	Level	Line Margin	Level	Factor	Loss Factor			MHz	dBuV/m	dBuV/m	dB	dBuV	dB/m	dB	dB	1	4880.00	44.54	74.00	-29.46	60.44	33.85	7.77	57.52	--	--	Peak	2	7320.00	44.23	74.00	-29.77	57.90	36.30	8.96	58.93	--	--	Peak	<table border="1"> <thead> <tr> <th>Limit</th> <th>Read</th> <th>Ant</th> <th>Cable</th> <th>Preamp</th> <th>APos</th> <th>TPos</th> <th>Remark</th> </tr> <tr> <th>Freq</th> <th>Level</th> <th>Line Margin</th> <th>Level</th> <th>Factor</th> <th>Loss Factor</th> <th></th> <th></th> </tr> <tr> <th>MHz</th> <th>dBuV/m</th> <th>dBuV/m</th> <th>dB</th> <th>dBuV</th> <th>dB/m</th> <th>dB</th> <th>dB</th> </tr> </thead> <tbody> <tr> <td>1</td> <td>4880.00</td> <td>43.23</td> <td>74.00</td> <td>-30.77</td> <td>59.13</td> <td>33.85</td> <td>7.77</td> <td>57.52</td> <td>--</td> <td>--</td> <td>Peak</td> </tr> <tr> <td>2</td> <td>7320.00</td> <td>45.54</td> <td>74.00</td> <td>-28.46</td> <td>59.21</td> <td>36.30</td> <td>8.96</td> <td>58.93</td> <td>--</td> <td>--</td> <td>Peak</td> </tr> </tbody> </table>	Limit	Read	Ant	Cable	Preamp	APos	TPos	Remark	Freq	Level	Line Margin	Level	Factor	Loss Factor			MHz	dBuV/m	dBuV/m	dB	dBuV	dB/m	dB	dB	1	4880.00	43.23	74.00	-30.77	59.13	33.85	7.77	57.52	--	--	Peak	2	7320.00	45.54	74.00	-28.46	59.21	36.30	8.96	58.93	--	--
Limit	Read	Ant	Cable	Preamp	APos	TPos	Remark																																																																																										
Freq	Level	Line Margin	Level	Factor	Loss Factor																																																																																												
MHz	dBuV/m	dBuV/m	dB	dBuV	dB/m	dB	dB																																																																																										
1	4880.00	44.54	74.00	-29.46	60.44	33.85	7.77	57.52	--	--	Peak																																																																																						
2	7320.00	44.23	74.00	-29.77	57.90	36.30	8.96	58.93	--	--	Peak																																																																																						
Limit	Read	Ant	Cable	Preamp	APos	TPos	Remark																																																																																										
Freq	Level	Line Margin	Level	Factor	Loss Factor																																																																																												
MHz	dBuV/m	dBuV/m	dB	dBuV	dB/m	dB	dB																																																																																										
1	4880.00	43.23	74.00	-30.77	59.13	33.85	7.77	57.52	--	--	Peak																																																																																						
2	7320.00	45.54	74.00	-28.46	59.21	36.30	8.96	58.93	--	--	Peak																																																																																						



Mode	2																																																																									
	Band Edge																																																																									
	2400-2483.5_Bluetooth-LE_CH39_2480MHz																																																																									
ANT	6																																																																									
Pol.	Horizontal	Fundamental																																																																								
Peak	<table border="1"> <thead> <tr> <th>Limit</th> <th>Read</th> <th>Ant</th> <th>Cable</th> <th>Preamp</th> <th>APos</th> <th>TPos</th> <th>Remark</th> </tr> <tr> <th>Freq</th> <th>Level</th> <th>Line</th> <th>Margin</th> <th>Level</th> <th>Factor</th> <th>Loss</th> <th>Factor</th> </tr> <tr> <th>MHz</th> <th>dBuV/m</th> <th>dBuV/m</th> <th>dB</th> <th>dBuV</th> <th>dB/m</th> <th>dB</th> <th>dB</th> </tr> </thead> <tbody> <tr> <td>1</td> <td>2486.24</td> <td>49.66</td> <td>74.00</td> <td>-24.34</td> <td>47.78</td> <td>30.49</td> <td>4.92</td> <td>33.53</td> <td>349</td> <td>322</td> <td>PEAK</td> </tr> </tbody> </table>	Limit	Read	Ant	Cable	Preamp	APos	TPos	Remark	Freq	Level	Line	Margin	Level	Factor	Loss	Factor	MHz	dBuV/m	dBuV/m	dB	dBuV	dB/m	dB	dB	1	2486.24	49.66	74.00	-24.34	47.78	30.49	4.92	33.53	349	322	PEAK	<table border="1"> <thead> <tr> <th>Limit</th> <th>Read</th> <th>Ant</th> <th>Cable</th> <th>Preamp</th> <th>APos</th> <th>TPos</th> <th>Remark</th> </tr> <tr> <th>Freq</th> <th>Level</th> <th>Line</th> <th>Margin</th> <th>Level</th> <th>Factor</th> <th>Loss</th> <th>Factor</th> </tr> <tr> <th>MHz</th> <th>dBuV/m</th> <th>dBuV/m</th> <th>dB</th> <th>dBuV</th> <th>dB/m</th> <th>dB</th> <th>dB</th> </tr> </thead> <tbody> <tr> <td>1</td> <td>2480.00</td> <td>102.71</td> <td>-----</td> <td>-----</td> <td>100.84</td> <td>30.49</td> <td>4.92</td> <td>33.54</td> <td>349</td> <td>322</td> <td>PEAK</td> </tr> </tbody> </table>	Limit	Read	Ant	Cable	Preamp	APos	TPos	Remark	Freq	Level	Line	Margin	Level	Factor	Loss	Factor	MHz	dBuV/m	dBuV/m	dB	dBuV	dB/m	dB	dB	1	2480.00	102.71	-----	-----	100.84	30.49	4.92	33.54	349	322	PEAK
	Limit	Read	Ant	Cable	Preamp	APos	TPos	Remark																																																																		
Freq	Level	Line	Margin	Level	Factor	Loss	Factor																																																																			
MHz	dBuV/m	dBuV/m	dB	dBuV	dB/m	dB	dB																																																																			
1	2486.24	49.66	74.00	-24.34	47.78	30.49	4.92	33.53	349	322	PEAK																																																															
Limit	Read	Ant	Cable	Preamp	APos	TPos	Remark																																																																			
Freq	Level	Line	Margin	Level	Factor	Loss	Factor																																																																			
MHz	dBuV/m	dBuV/m	dB	dBuV	dB/m	dB	dB																																																																			
1	2480.00	102.71	-----	-----	100.84	30.49	4.92	33.54	349	322	PEAK																																																															
Avg	<table border="1"> <thead> <tr> <th>Limit</th> <th>Read</th> <th>Ant</th> <th>Cable</th> <th>Preamp</th> <th>APos</th> <th>TPos</th> <th>Remark</th> </tr> <tr> <th>Freq</th> <th>Level</th> <th>Line</th> <th>Margin</th> <th>Level</th> <th>Factor</th> <th>Loss</th> <th>Factor</th> </tr> <tr> <th>MHz</th> <th>dBuV/m</th> <th>dBuV/m</th> <th>dB</th> <th>dBuV</th> <th>dB/m</th> <th>dB</th> <th>dB</th> </tr> </thead> <tbody> <tr> <td>1</td> <td>2483.60</td> <td>40.44</td> <td>54.00</td> <td>-13.56</td> <td>38.56</td> <td>30.49</td> <td>4.92</td> <td>33.53</td> <td>349</td> <td>322</td> <td>AVERAGE</td> </tr> </tbody> </table>	Limit	Read	Ant	Cable	Preamp	APos	TPos	Remark	Freq	Level	Line	Margin	Level	Factor	Loss	Factor	MHz	dBuV/m	dBuV/m	dB	dBuV	dB/m	dB	dB	1	2483.60	40.44	54.00	-13.56	38.56	30.49	4.92	33.53	349	322	AVERAGE	<table border="1"> <thead> <tr> <th>Limit</th> <th>Read</th> <th>Ant</th> <th>Cable</th> <th>Preamp</th> <th>APos</th> <th>TPos</th> <th>Remark</th> </tr> <tr> <th>Freq</th> <th>Level</th> <th>Line</th> <th>Margin</th> <th>Level</th> <th>Factor</th> <th>Loss</th> <th>Factor</th> </tr> <tr> <th>MHz</th> <th>dBuV/m</th> <th>dBuV/m</th> <th>dB</th> <th>dBuV</th> <th>dB/m</th> <th>dB</th> <th>dB</th> </tr> </thead> <tbody> <tr> <td>1</td> <td>2480.00</td> <td>101.69</td> <td>-----</td> <td>-----</td> <td>99.82</td> <td>30.49</td> <td>4.92</td> <td>33.54</td> <td>349</td> <td>322</td> <td>AVERAGE</td> </tr> </tbody> </table>	Limit	Read	Ant	Cable	Preamp	APos	TPos	Remark	Freq	Level	Line	Margin	Level	Factor	Loss	Factor	MHz	dBuV/m	dBuV/m	dB	dBuV	dB/m	dB	dB	1	2480.00	101.69	-----	-----	99.82	30.49	4.92	33.54	349	322	AVERAGE
Limit	Read	Ant	Cable	Preamp	APos	TPos	Remark																																																																			
Freq	Level	Line	Margin	Level	Factor	Loss	Factor																																																																			
MHz	dBuV/m	dBuV/m	dB	dBuV	dB/m	dB	dB																																																																			
1	2483.60	40.44	54.00	-13.56	38.56	30.49	4.92	33.53	349	322	AVERAGE																																																															
Limit	Read	Ant	Cable	Preamp	APos	TPos	Remark																																																																			
Freq	Level	Line	Margin	Level	Factor	Loss	Factor																																																																			
MHz	dBuV/m	dBuV/m	dB	dBuV	dB/m	dB	dB																																																																			
1	2480.00	101.69	-----	-----	99.82	30.49	4.92	33.54	349	322	AVERAGE																																																															



Mode	2																																																																																									
	Band Edge																																																																																									
	2400-2483.5_Bluetooth-LE_CH39_2480MHz																																																																																									
ANT	6																																																																																									
Pol.	Vertical	Fundamental																																																																																								
Peak	 <p>Level (dBuV/m)</p> <p>130</p> <p>113.8</p> <p>97.5</p> <p>81.3</p> <p>65.0</p> <p>48.8</p> <p>32.5</p> <p>16.3</p> <p>0</p> <p>2480</p> <p>2484</p> <p>2488</p> <p>2492</p> <p>2496</p> <p>2500</p> <p>Frequency (MHz)</p> <p>PEAK_BE_74</p> <table border="1"> <thead> <tr> <th>Limit</th> <th>Read</th> <th>Ant</th> <th>Cable</th> <th>Preamp</th> <th>APos</th> <th>TPos</th> <th>Remark</th> </tr> <tr> <th>Freq</th> <th>Level</th> <th>Line</th> <th>Margin</th> <th>Level</th> <th>Factor</th> <th>Loss</th> <th>Factor</th> </tr> <tr> <th>MHz</th> <th>dBuV/m</th> <th>dBuV/m</th> <th>dB</th> <th>dBuV</th> <th>dB/m</th> <th>dB</th> <th>dB</th> </tr> <tr> <th>cm</th> <th>deg</th> <th colspan="6"></th> </tr> </thead> <tbody> <tr> <td>1</td> <td>2483.62</td> <td>50.12</td> <td>74.00</td> <td>-23.88</td> <td>48.24</td> <td>30.49</td> <td>4.92</td> <td>33.53</td> <td>122</td> <td>347</td> <td>PEAK</td> </tr> </tbody> </table>	Limit	Read	Ant	Cable	Preamp	APos	TPos	Remark	Freq	Level	Line	Margin	Level	Factor	Loss	Factor	MHz	dBuV/m	dBuV/m	dB	dBuV	dB/m	dB	dB	cm	deg							1	2483.62	50.12	74.00	-23.88	48.24	30.49	4.92	33.53	122	347	PEAK	 <p>Level (dBuV/m)</p> <p>130</p> <p>113.8</p> <p>97.5</p> <p>81.3</p> <p>65.0</p> <p>48.8</p> <p>32.5</p> <p>16.3</p> <p>0</p> <p>1000</p> <p>1400</p> <p>1800</p> <p>2200</p> <p>2600</p> <p>3000</p> <p>Frequency (MHz)</p> <p>PEAK_74</p> <table border="1"> <thead> <tr> <th>Limit</th> <th>Read</th> <th>Ant</th> <th>Cable</th> <th>Preamp</th> <th>APos</th> <th>TPos</th> <th>Remark</th> </tr> <tr> <th>Freq</th> <th>Level</th> <th>Line</th> <th>Margin</th> <th>Level</th> <th>Factor</th> <th>Loss</th> <th>Factor</th> </tr> <tr> <th>MHz</th> <th>dBuV/m</th> <th>dBuV/m</th> <th>dB</th> <th>dBuV</th> <th>dB/m</th> <th>dB</th> <th>dB</th> </tr> <tr> <th>cm</th> <th>deg</th> <th colspan="6"></th> </tr> </thead> <tbody> <tr> <td>1</td> <td>2480.00</td> <td>105.59</td> <td>-----</td> <td>-----</td> <td>103.72</td> <td>30.49</td> <td>4.92</td> <td>33.54</td> <td>122</td> <td>347</td> <td>PEAK</td> </tr> </tbody> </table>	Limit	Read	Ant	Cable	Preamp	APos	TPos	Remark	Freq	Level	Line	Margin	Level	Factor	Loss	Factor	MHz	dBuV/m	dBuV/m	dB	dBuV	dB/m	dB	dB	cm	deg							1	2480.00	105.59	-----	-----	103.72	30.49	4.92	33.54	122	347	PEAK
	Limit	Read	Ant	Cable	Preamp	APos	TPos	Remark																																																																																		
Freq	Level	Line	Margin	Level	Factor	Loss	Factor																																																																																			
MHz	dBuV/m	dBuV/m	dB	dBuV	dB/m	dB	dB																																																																																			
cm	deg																																																																																									
1	2483.62	50.12	74.00	-23.88	48.24	30.49	4.92	33.53	122	347	PEAK																																																																															
Limit	Read	Ant	Cable	Preamp	APos	TPos	Remark																																																																																			
Freq	Level	Line	Margin	Level	Factor	Loss	Factor																																																																																			
MHz	dBuV/m	dBuV/m	dB	dBuV	dB/m	dB	dB																																																																																			
cm	deg																																																																																									
1	2480.00	105.59	-----	-----	103.72	30.49	4.92	33.54	122	347	PEAK																																																																															
Avg	 <p>Level (dBuV/m)</p> <p>130</p> <p>113.8</p> <p>97.5</p> <p>81.3</p> <p>65.0</p> <p>48.8</p> <p>32.5</p> <p>16.3</p> <p>0</p> <p>2480</p> <p>2484</p> <p>2488</p> <p>2492</p> <p>2496</p> <p>2500</p> <p>Frequency (MHz)</p> <p>AVG_BE_54</p> <table border="1"> <thead> <tr> <th>Limit</th> <th>Read</th> <th>Ant</th> <th>Cable</th> <th>Preamp</th> <th>APos</th> <th>TPos</th> <th>Remark</th> </tr> <tr> <th>Freq</th> <th>Level</th> <th>Line</th> <th>Margin</th> <th>Level</th> <th>Factor</th> <th>Loss</th> <th>Factor</th> </tr> <tr> <th>MHz</th> <th>dBuV/m</th> <th>dBuV/m</th> <th>dB</th> <th>dBuV</th> <th>dB/m</th> <th>dB</th> <th>dB</th> </tr> <tr> <th>cm</th> <th>deg</th> <th colspan="6"></th> </tr> </thead> <tbody> <tr> <td>1</td> <td>2483.92</td> <td>40.87</td> <td>54.00</td> <td>-13.13</td> <td>38.99</td> <td>30.49</td> <td>4.92</td> <td>33.53</td> <td>122</td> <td>347</td> <td>AVERAGE</td> </tr> </tbody> </table>	Limit	Read	Ant	Cable	Preamp	APos	TPos	Remark	Freq	Level	Line	Margin	Level	Factor	Loss	Factor	MHz	dBuV/m	dBuV/m	dB	dBuV	dB/m	dB	dB	cm	deg							1	2483.92	40.87	54.00	-13.13	38.99	30.49	4.92	33.53	122	347	AVERAGE	 <p>Level (dBuV/m)</p> <p>130</p> <p>113.8</p> <p>97.5</p> <p>81.3</p> <p>65.0</p> <p>48.8</p> <p>32.5</p> <p>16.3</p> <p>0</p> <p>1000</p> <p>1400</p> <p>1800</p> <p>2200</p> <p>2600</p> <p>3000</p> <p>Frequency (MHz)</p> <p>AVG_54</p> <table border="1"> <thead> <tr> <th>Limit</th> <th>Read</th> <th>Ant</th> <th>Cable</th> <th>Preamp</th> <th>APos</th> <th>TPos</th> <th>Remark</th> </tr> <tr> <th>Freq</th> <th>Level</th> <th>Line</th> <th>Margin</th> <th>Level</th> <th>Factor</th> <th>Loss</th> <th>Factor</th> </tr> <tr> <th>MHz</th> <th>dBuV/m</th> <th>dBuV/m</th> <th>dB</th> <th>dBuV</th> <th>dB/m</th> <th>dB</th> <th>dB</th> </tr> <tr> <th>cm</th> <th>deg</th> <th colspan="6"></th> </tr> </thead> <tbody> <tr> <td>1</td> <td>2480.00</td> <td>104.62</td> <td>-----</td> <td>-----</td> <td>102.75</td> <td>30.49</td> <td>4.92</td> <td>33.54</td> <td>122</td> <td>347</td> <td>AVERAGE</td> </tr> </tbody> </table>	Limit	Read	Ant	Cable	Preamp	APos	TPos	Remark	Freq	Level	Line	Margin	Level	Factor	Loss	Factor	MHz	dBuV/m	dBuV/m	dB	dBuV	dB/m	dB	dB	cm	deg							1	2480.00	104.62	-----	-----	102.75	30.49	4.92	33.54	122	347	AVERAGE
Limit	Read	Ant	Cable	Preamp	APos	TPos	Remark																																																																																			
Freq	Level	Line	Margin	Level	Factor	Loss	Factor																																																																																			
MHz	dBuV/m	dBuV/m	dB	dBuV	dB/m	dB	dB																																																																																			
cm	deg																																																																																									
1	2483.92	40.87	54.00	-13.13	38.99	30.49	4.92	33.53	122	347	AVERAGE																																																																															
Limit	Read	Ant	Cable	Preamp	APos	TPos	Remark																																																																																			
Freq	Level	Line	Margin	Level	Factor	Loss	Factor																																																																																			
MHz	dBuV/m	dBuV/m	dB	dBuV	dB/m	dB	dB																																																																																			
cm	deg																																																																																									
1	2480.00	104.62	-----	-----	102.75	30.49	4.92	33.54	122	347	AVERAGE																																																																															

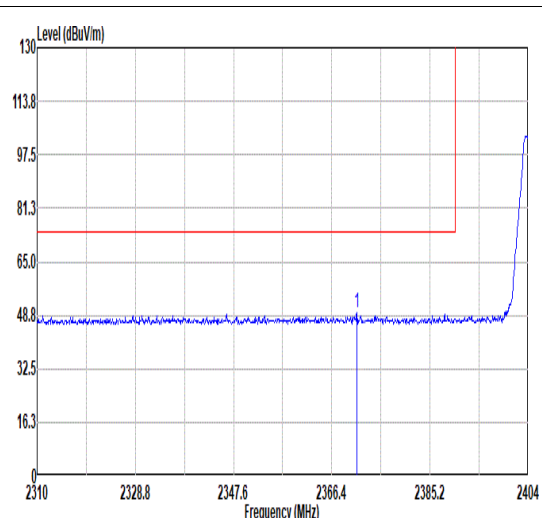
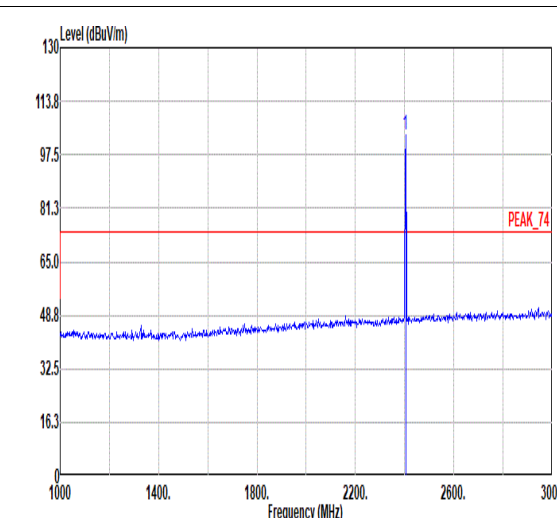
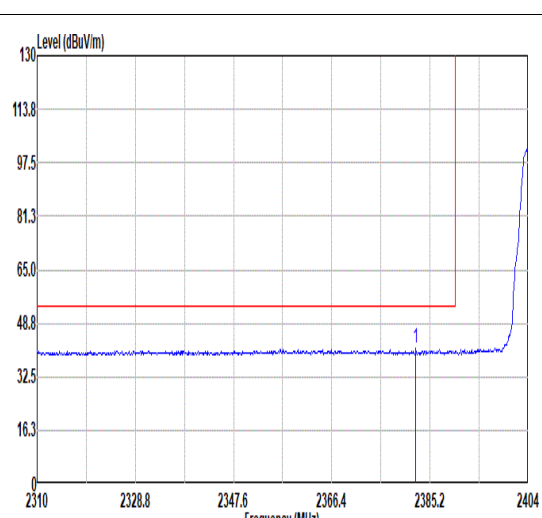
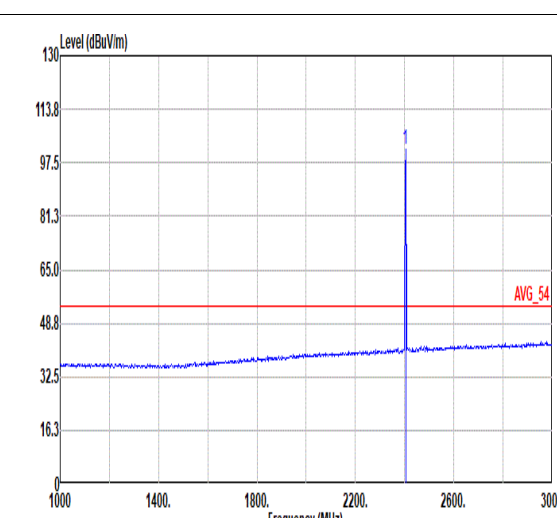


Mode	2																																																																																																
	Harmonic																																																																																																
	2400-2483.5_Bluetooth-LE_CH39_2480MHz																																																																																																
ANT	6																																																																																																
Pol.	Horizontal	Vertical																																																																																															
Peak Avg																																																																																																	
	<table border="1"> <thead> <tr> <th>Limit</th> <th>Read</th> <th>Ant</th> <th>Cable</th> <th>Preamp</th> <th>Apos</th> <th>TPos</th> <th>Remark</th> </tr> <tr> <th>Freq</th> <th>Level</th> <th>Line</th> <th>Margin</th> <th>Level</th> <th>Factor</th> <th>Loss</th> <th>Factor</th> </tr> <tr> <th>MHz</th> <th>dBuV/m</th> <th>dBuV/m</th> <th>dB</th> <th>dBuV</th> <th>dB/m</th> <th>dB</th> <th>dB</th> </tr> </thead> <tbody> <tr> <td>1</td> <td>4960.00</td> <td>43.71</td> <td>74.00</td> <td>-30.29</td> <td>59.59</td> <td>33.89</td> <td>7.81</td> <td>57.58</td> <td>--</td> <td>--</td> <td>Peak</td> </tr> <tr> <td>2</td> <td>7440.00</td> <td>44.99</td> <td>74.00</td> <td>-29.01</td> <td>58.48</td> <td>36.30</td> <td>9.19</td> <td>58.98</td> <td>--</td> <td>--</td> <td>Peak</td> </tr> </tbody> </table>	Limit	Read	Ant	Cable	Preamp	Apos	TPos	Remark	Freq	Level	Line	Margin	Level	Factor	Loss	Factor	MHz	dBuV/m	dBuV/m	dB	dBuV	dB/m	dB	dB	1	4960.00	43.71	74.00	-30.29	59.59	33.89	7.81	57.58	--	--	Peak	2	7440.00	44.99	74.00	-29.01	58.48	36.30	9.19	58.98	--	--	Peak	<table border="1"> <thead> <tr> <th>Limit</th> <th>Read</th> <th>Ant</th> <th>Cable</th> <th>Preamp</th> <th>Apos</th> <th>TPos</th> <th>Remark</th> </tr> <tr> <th>Freq</th> <th>Level</th> <th>Line</th> <th>Margin</th> <th>Level</th> <th>Factor</th> <th>Loss</th> <th>Factor</th> </tr> <tr> <th>MHz</th> <th>dBuV/m</th> <th>dBuV/m</th> <th>dB</th> <th>dBuV</th> <th>dB/m</th> <th>dB</th> <th>dB</th> </tr> </thead> <tbody> <tr> <td>1</td> <td>4960.00</td> <td>43.13</td> <td>74.00</td> <td>-30.87</td> <td>59.01</td> <td>33.89</td> <td>7.81</td> <td>57.58</td> <td>--</td> <td>--</td> <td>Peak</td> </tr> <tr> <td>2</td> <td>7440.00</td> <td>44.67</td> <td>74.00</td> <td>-29.33</td> <td>58.16</td> <td>36.30</td> <td>9.19</td> <td>58.98</td> <td>--</td> <td>--</td> <td>Peak</td> </tr> </tbody> </table>	Limit	Read	Ant	Cable	Preamp	Apos	TPos	Remark	Freq	Level	Line	Margin	Level	Factor	Loss	Factor	MHz	dBuV/m	dBuV/m	dB	dBuV	dB/m	dB	dB	1	4960.00	43.13	74.00	-30.87	59.01	33.89	7.81	57.58	--	--	Peak	2	7440.00	44.67	74.00	-29.33	58.16	36.30	9.19	58.98	--	--
Limit	Read	Ant	Cable	Preamp	Apos	TPos	Remark																																																																																										
Freq	Level	Line	Margin	Level	Factor	Loss	Factor																																																																																										
MHz	dBuV/m	dBuV/m	dB	dBuV	dB/m	dB	dB																																																																																										
1	4960.00	43.71	74.00	-30.29	59.59	33.89	7.81	57.58	--	--	Peak																																																																																						
2	7440.00	44.99	74.00	-29.01	58.48	36.30	9.19	58.98	--	--	Peak																																																																																						
Limit	Read	Ant	Cable	Preamp	Apos	TPos	Remark																																																																																										
Freq	Level	Line	Margin	Level	Factor	Loss	Factor																																																																																										
MHz	dBuV/m	dBuV/m	dB	dBuV	dB/m	dB	dB																																																																																										
1	4960.00	43.13	74.00	-30.87	59.01	33.89	7.81	57.58	--	--	Peak																																																																																						
2	7440.00	44.67	74.00	-29.33	58.16	36.30	9.19	58.98	--	--	Peak																																																																																						



Mode	3																																																																											
	Band Edge																																																																											
	2400-2483.5_Bluetooth-LE_CH01_2404MHz																																																																											
ANT	6																																																																											
Pol.	Horizontal	Fundamental																																																																										
Peak	<table border="1"> <thead> <tr> <th>Limit</th> <th>Read</th> <th>Ant</th> <th>Cable</th> <th>Preamp</th> <th>APos</th> <th>TPos</th> <th>Remark</th> </tr> <tr> <th>Freq</th> <th>Level</th> <th>Line Margin</th> <th>Level Factor</th> <th>Loss Factor</th> <th>Loss Factor</th> <th></th> <th></th> </tr> <tr> <th>MHz</th> <th>dBuV/m</th> <th>dBuV/m</th> <th>dB</th> <th>dBuV</th> <th>dB/m</th> <th>dB</th> <th>cm</th> <th>deg</th> </tr> </thead> <tbody> <tr> <td>1</td> <td>2375.80</td> <td>48.64</td> <td>74.00</td> <td>-25.36</td> <td>47.16</td> <td>30.43</td> <td>4.78</td> <td>33.73</td> <td>364</td> <td>320</td> <td>PEAK</td> </tr> </tbody> </table>	Limit	Read	Ant	Cable	Preamp	APos	TPos	Remark	Freq	Level	Line Margin	Level Factor	Loss Factor	Loss Factor			MHz	dBuV/m	dBuV/m	dB	dBuV	dB/m	dB	cm	deg	1	2375.80	48.64	74.00	-25.36	47.16	30.43	4.78	33.73	364	320	PEAK	<table border="1"> <thead> <tr> <th>Limit</th> <th>Read</th> <th>Ant</th> <th>Cable</th> <th>Preamp</th> <th>APos</th> <th>TPos</th> <th>Remark</th> </tr> <tr> <th>Freq</th> <th>Level</th> <th>Line Margin</th> <th>Level Factor</th> <th>Loss Factor</th> <th>Loss Factor</th> <th></th> <th></th> </tr> <tr> <th>MHz</th> <th>dBuV/m</th> <th>dBuV/m</th> <th>dB</th> <th>dBuV</th> <th>dB/m</th> <th>dB</th> <th>cm</th> <th>deg</th> </tr> </thead> <tbody> <tr> <td>1</td> <td>2404.00</td> <td>100.98</td> <td>-----</td> <td>-----</td> <td>99.41</td> <td>30.44</td> <td>4.81</td> <td>33.68</td> <td>364</td> <td>320</td> <td>PEAK</td> </tr> </tbody> </table>	Limit	Read	Ant	Cable	Preamp	APos	TPos	Remark	Freq	Level	Line Margin	Level Factor	Loss Factor	Loss Factor			MHz	dBuV/m	dBuV/m	dB	dBuV	dB/m	dB	cm	deg	1	2404.00	100.98	-----	-----	99.41	30.44	4.81	33.68	364	320	PEAK
Limit	Read	Ant	Cable	Preamp	APos	TPos	Remark																																																																					
Freq	Level	Line Margin	Level Factor	Loss Factor	Loss Factor																																																																							
MHz	dBuV/m	dBuV/m	dB	dBuV	dB/m	dB	cm	deg																																																																				
1	2375.80	48.64	74.00	-25.36	47.16	30.43	4.78	33.73	364	320	PEAK																																																																	
Limit	Read	Ant	Cable	Preamp	APos	TPos	Remark																																																																					
Freq	Level	Line Margin	Level Factor	Loss Factor	Loss Factor																																																																							
MHz	dBuV/m	dBuV/m	dB	dBuV	dB/m	dB	cm	deg																																																																				
1	2404.00	100.98	-----	-----	99.41	30.44	4.81	33.68	364	320	PEAK																																																																	
Avg	<table border="1"> <thead> <tr> <th>Limit</th> <th>Read</th> <th>Ant</th> <th>Cable</th> <th>Preamp</th> <th>APos</th> <th>TPos</th> <th>Remark</th> </tr> <tr> <th>Freq</th> <th>Level</th> <th>Line Margin</th> <th>Level Factor</th> <th>Loss Factor</th> <th>Loss Factor</th> <th></th> <th></th> </tr> <tr> <th>MHz</th> <th>dBuV/m</th> <th>dBuV/m</th> <th>dB</th> <th>dBuV</th> <th>dB/m</th> <th>dB</th> <th>cm</th> <th>deg</th> </tr> </thead> <tbody> <tr> <td>1</td> <td>2376.08</td> <td>40.87</td> <td>54.00</td> <td>-13.13</td> <td>39.39</td> <td>30.43</td> <td>4.78</td> <td>33.73</td> <td>364</td> <td>320</td> <td>AVERAGE</td> </tr> </tbody> </table>	Limit	Read	Ant	Cable	Preamp	APos	TPos	Remark	Freq	Level	Line Margin	Level Factor	Loss Factor	Loss Factor			MHz	dBuV/m	dBuV/m	dB	dBuV	dB/m	dB	cm	deg	1	2376.08	40.87	54.00	-13.13	39.39	30.43	4.78	33.73	364	320	AVERAGE	<table border="1"> <thead> <tr> <th>Limit</th> <th>Read</th> <th>Ant</th> <th>Cable</th> <th>Preamp</th> <th>APos</th> <th>TPos</th> <th>Remark</th> </tr> <tr> <th>Freq</th> <th>Level</th> <th>Line Margin</th> <th>Level Factor</th> <th>Loss Factor</th> <th>Loss Factor</th> <th></th> <th></th> </tr> <tr> <th>MHz</th> <th>dBuV/m</th> <th>dBuV/m</th> <th>dB</th> <th>dBuV</th> <th>dB/m</th> <th>dB</th> <th>cm</th> <th>deg</th> </tr> </thead> <tbody> <tr> <td>1</td> <td>2404.00</td> <td>98.99</td> <td>-----</td> <td>-----</td> <td>97.42</td> <td>30.44</td> <td>4.81</td> <td>33.68</td> <td>364</td> <td>320</td> <td>AVERAGE</td> </tr> </tbody> </table>	Limit	Read	Ant	Cable	Preamp	APos	TPos	Remark	Freq	Level	Line Margin	Level Factor	Loss Factor	Loss Factor			MHz	dBuV/m	dBuV/m	dB	dBuV	dB/m	dB	cm	deg	1	2404.00	98.99	-----	-----	97.42	30.44	4.81	33.68	364	320	AVERAGE
Limit	Read	Ant	Cable	Preamp	APos	TPos	Remark																																																																					
Freq	Level	Line Margin	Level Factor	Loss Factor	Loss Factor																																																																							
MHz	dBuV/m	dBuV/m	dB	dBuV	dB/m	dB	cm	deg																																																																				
1	2376.08	40.87	54.00	-13.13	39.39	30.43	4.78	33.73	364	320	AVERAGE																																																																	
Limit	Read	Ant	Cable	Preamp	APos	TPos	Remark																																																																					
Freq	Level	Line Margin	Level Factor	Loss Factor	Loss Factor																																																																							
MHz	dBuV/m	dBuV/m	dB	dBuV	dB/m	dB	cm	deg																																																																				
1	2404.00	98.99	-----	-----	97.42	30.44	4.81	33.68	364	320	AVERAGE																																																																	



Mode	3																																																																																									
	Band Edge																																																																																									
	2400-2483.5_Bluetooth-LE_CH01_2404MHz																																																																																									
ANT	6																																																																																									
Pol.	Vertical	Fundamental																																																																																								
Peak	 <table border="1"> <thead> <tr> <th>Limit</th> <th>Read</th> <th>Ant</th> <th>Cable</th> <th>Preamp</th> <th>APos</th> <th>TPos</th> <th>Remark</th> </tr> <tr> <th>Freq</th> <th>Level</th> <th>Line Margin</th> <th>Level</th> <th>Factor</th> <th>Loss Factor</th> <th></th> <th></th> </tr> <tr> <th>MHz</th> <th>dBuV/m</th> <th>dBuV/m</th> <th>dB</th> <th>dBuV</th> <th>dB/m</th> <th>dB</th> <th>cm</th> </tr> <tr> <th></th> <th></th> <th></th> <th></th> <th></th> <th></th> <th></th> <th>deg</th> </tr> </thead> <tbody> <tr> <td>1</td> <td>2371.19</td> <td>49.37</td> <td>74.00</td> <td>-24.63</td> <td>47.91</td> <td>30.42</td> <td>4.78</td> <td>33.74</td> <td>129</td> <td>351</td> <td>PEAK</td> </tr> </tbody> </table>	Limit	Read	Ant	Cable	Preamp	APos	TPos	Remark	Freq	Level	Line Margin	Level	Factor	Loss Factor			MHz	dBuV/m	dBuV/m	dB	dBuV	dB/m	dB	cm								deg	1	2371.19	49.37	74.00	-24.63	47.91	30.42	4.78	33.74	129	351	PEAK	 <table border="1"> <thead> <tr> <th>Limit</th> <th>Read</th> <th>Ant</th> <th>Cable</th> <th>Preamp</th> <th>APos</th> <th>TPos</th> <th>Remark</th> </tr> <tr> <th>Freq</th> <th>Level</th> <th>Line Margin</th> <th>Level</th> <th>Factor</th> <th>Loss Factor</th> <th></th> <th></th> </tr> <tr> <th>MHz</th> <th>dBuV/m</th> <th>dBuV/m</th> <th>dB</th> <th>dBuV</th> <th>dB/m</th> <th>dB</th> <th>cm</th> </tr> <tr> <th></th> <th></th> <th></th> <th></th> <th></th> <th></th> <th></th> <th>deg</th> </tr> </thead> <tbody> <tr> <td>1</td> <td>2404.00</td> <td>103.38</td> <td>-----</td> <td>-----</td> <td>101.81</td> <td>30.44</td> <td>4.81</td> <td>33.68</td> <td>129</td> <td>351</td> <td>PEAK</td> </tr> </tbody> </table>	Limit	Read	Ant	Cable	Preamp	APos	TPos	Remark	Freq	Level	Line Margin	Level	Factor	Loss Factor			MHz	dBuV/m	dBuV/m	dB	dBuV	dB/m	dB	cm								deg	1	2404.00	103.38	-----	-----	101.81	30.44	4.81	33.68	129	351	PEAK
Limit	Read	Ant	Cable	Preamp	APos	TPos	Remark																																																																																			
Freq	Level	Line Margin	Level	Factor	Loss Factor																																																																																					
MHz	dBuV/m	dBuV/m	dB	dBuV	dB/m	dB	cm																																																																																			
							deg																																																																																			
1	2371.19	49.37	74.00	-24.63	47.91	30.42	4.78	33.74	129	351	PEAK																																																																															
Limit	Read	Ant	Cable	Preamp	APos	TPos	Remark																																																																																			
Freq	Level	Line Margin	Level	Factor	Loss Factor																																																																																					
MHz	dBuV/m	dBuV/m	dB	dBuV	dB/m	dB	cm																																																																																			
							deg																																																																																			
1	2404.00	103.38	-----	-----	101.81	30.44	4.81	33.68	129	351	PEAK																																																																															
Avg	 <table border="1"> <thead> <tr> <th>Limit</th> <th>Read</th> <th>Ant</th> <th>Cable</th> <th>Preamp</th> <th>APos</th> <th>TPos</th> <th>Remark</th> </tr> <tr> <th>Freq</th> <th>Level</th> <th>Line Margin</th> <th>Level</th> <th>Factor</th> <th>Loss Factor</th> <th></th> <th></th> </tr> <tr> <th>MHz</th> <th>dBuV/m</th> <th>dBuV/m</th> <th>dB</th> <th>dBuV</th> <th>dB/m</th> <th>dB</th> <th>cm</th> </tr> <tr> <th></th> <th></th> <th></th> <th></th> <th></th> <th></th> <th></th> <th>deg</th> </tr> </thead> <tbody> <tr> <td>1</td> <td>2382.47</td> <td>41.24</td> <td>54.00</td> <td>-12.76</td> <td>39.74</td> <td>30.43</td> <td>4.79</td> <td>33.72</td> <td>129</td> <td>351</td> <td>AVERAGE</td> </tr> </tbody> </table>	Limit	Read	Ant	Cable	Preamp	APos	TPos	Remark	Freq	Level	Line Margin	Level	Factor	Loss Factor			MHz	dBuV/m	dBuV/m	dB	dBuV	dB/m	dB	cm								deg	1	2382.47	41.24	54.00	-12.76	39.74	30.43	4.79	33.72	129	351	AVERAGE	 <table border="1"> <thead> <tr> <th>Limit</th> <th>Read</th> <th>Ant</th> <th>Cable</th> <th>Preamp</th> <th>APos</th> <th>TPos</th> <th>Remark</th> </tr> <tr> <th>Freq</th> <th>Level</th> <th>Line Margin</th> <th>Level</th> <th>Factor</th> <th>Loss Factor</th> <th></th> <th></th> </tr> <tr> <th>MHz</th> <th>dBuV/m</th> <th>dBuV/m</th> <th>dB</th> <th>dBuV</th> <th>dB/m</th> <th>dB</th> <th>cm</th> </tr> <tr> <th></th> <th></th> <th></th> <th></th> <th></th> <th></th> <th></th> <th>deg</th> </tr> </thead> <tbody> <tr> <td>1</td> <td>2404.00</td> <td>101.50</td> <td>-----</td> <td>-----</td> <td>99.93</td> <td>30.44</td> <td>4.81</td> <td>33.68</td> <td>129</td> <td>351</td> <td>AVERAGE</td> </tr> </tbody> </table>	Limit	Read	Ant	Cable	Preamp	APos	TPos	Remark	Freq	Level	Line Margin	Level	Factor	Loss Factor			MHz	dBuV/m	dBuV/m	dB	dBuV	dB/m	dB	cm								deg	1	2404.00	101.50	-----	-----	99.93	30.44	4.81	33.68	129	351	AVERAGE
Limit	Read	Ant	Cable	Preamp	APos	TPos	Remark																																																																																			
Freq	Level	Line Margin	Level	Factor	Loss Factor																																																																																					
MHz	dBuV/m	dBuV/m	dB	dBuV	dB/m	dB	cm																																																																																			
							deg																																																																																			
1	2382.47	41.24	54.00	-12.76	39.74	30.43	4.79	33.72	129	351	AVERAGE																																																																															
Limit	Read	Ant	Cable	Preamp	APos	TPos	Remark																																																																																			
Freq	Level	Line Margin	Level	Factor	Loss Factor																																																																																					
MHz	dBuV/m	dBuV/m	dB	dBuV	dB/m	dB	cm																																																																																			
							deg																																																																																			
1	2404.00	101.50	-----	-----	99.93	30.44	4.81	33.68	129	351	AVERAGE																																																																															



Mode	3																																																																								
	Harmonic																																																																								
	2400-2483.5_Bluetooth-LE_CH01_2404MHz																																																																								
ANT	6																																																																								
Pol.	Horizontal	Vertical																																																																							
Peak Avg																																																																									
	<table border="1"> <thead> <tr> <th>Limit</th> <th>Read</th> <th>Ant</th> <th>Cable</th> <th>Preamp</th> <th>APos</th> <th>TPos</th> <th colspan="2">Remark</th> </tr> <tr> <th>Freq</th> <th>Level</th> <th>Line Margin</th> <th>Level Factor</th> <th>Loss Factor</th> <th></th> <th></th> <th>cm</th> <th>deg</th> </tr> <tr> <th>MHz</th> <th>dBuV/m</th> <th>dBuV/m</th> <th>dB</th> <th>dBuV</th> <th>dB/m</th> <th>dB</th> <th>dB</th> <th></th> </tr> </thead> <tbody> <tr> <td>1 4804.00</td> <td>44.10</td> <td>74.00</td> <td>-29.90</td> <td>60.01</td> <td>33.82</td> <td>7.74</td> <td>57.47</td> <td>-- -- Peak</td> </tr> </tbody> </table>	Limit	Read	Ant	Cable	Preamp	APos	TPos	Remark		Freq	Level	Line Margin	Level Factor	Loss Factor			cm	deg	MHz	dBuV/m	dBuV/m	dB	dBuV	dB/m	dB	dB		1 4804.00	44.10	74.00	-29.90	60.01	33.82	7.74	57.47	-- -- Peak	<table border="1"> <thead> <tr> <th>Limit</th> <th>Read</th> <th>Ant</th> <th>Cable</th> <th>Preamp</th> <th>APos</th> <th>TPos</th> <th colspan="2">Remark</th> </tr> <tr> <th>Freq</th> <th>Level</th> <th>Line Margin</th> <th>Level Factor</th> <th>Loss Factor</th> <th></th> <th></th> <th>cm</th> <th>deg</th> </tr> <tr> <th>MHz</th> <th>dBuV/m</th> <th>dBuV/m</th> <th>dB</th> <th>dBuV</th> <th>dB/m</th> <th>dB</th> <th>dB</th> <th></th> </tr> </thead> <tbody> <tr> <td>1 4804.00</td> <td>42.59</td> <td>74.00</td> <td>-31.41</td> <td>58.50</td> <td>33.82</td> <td>7.74</td> <td>57.47</td> <td>-- -- Peak</td> </tr> </tbody> </table>	Limit	Read	Ant	Cable	Preamp	APos	TPos	Remark		Freq	Level	Line Margin	Level Factor	Loss Factor			cm	deg	MHz	dBuV/m	dBuV/m	dB	dBuV	dB/m	dB	dB		1 4804.00	42.59	74.00	-31.41	58.50	33.82	7.74	57.47
Limit	Read	Ant	Cable	Preamp	APos	TPos	Remark																																																																		
Freq	Level	Line Margin	Level Factor	Loss Factor			cm	deg																																																																	
MHz	dBuV/m	dBuV/m	dB	dBuV	dB/m	dB	dB																																																																		
1 4804.00	44.10	74.00	-29.90	60.01	33.82	7.74	57.47	-- -- Peak																																																																	
Limit	Read	Ant	Cable	Preamp	APos	TPos	Remark																																																																		
Freq	Level	Line Margin	Level Factor	Loss Factor			cm	deg																																																																	
MHz	dBuV/m	dBuV/m	dB	dBuV	dB/m	dB	dB																																																																		
1 4804.00	42.59	74.00	-31.41	58.50	33.82	7.74	57.47	-- -- Peak																																																																	

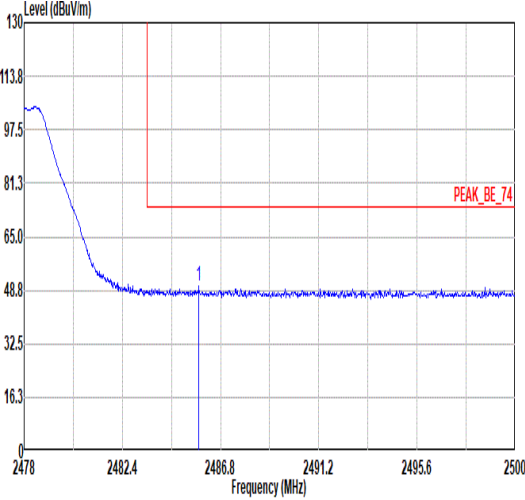
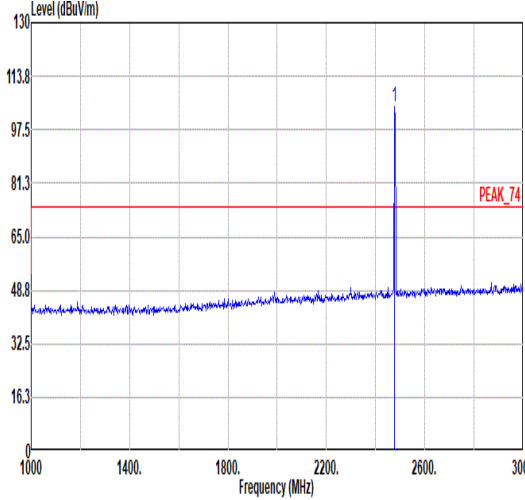
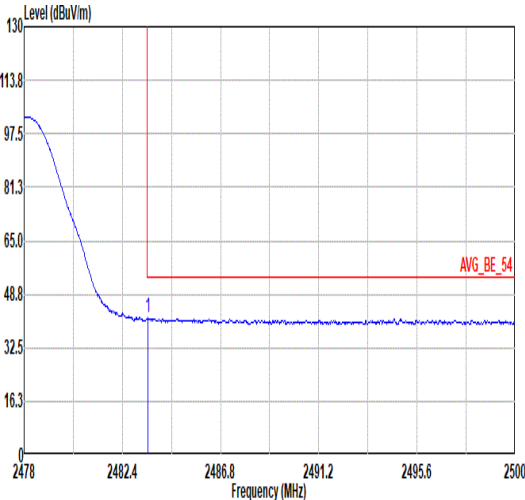
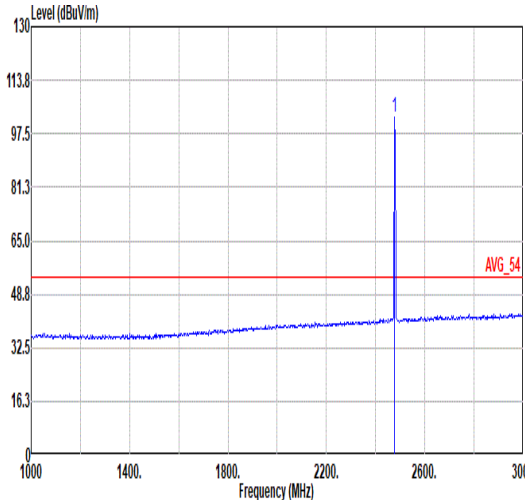


Mode	4																																																																																																
	Harmonic																																																																																																
	2400-2483.5_Bluetooth-LE_CH19_2440MHz																																																																																																
ANT	6																																																																																																
Pol.	Horizontal	Vertical																																																																																															
Peak Avg																																																																																																	
	<table border="1"> <thead> <tr> <th>Limit</th> <th>Read</th> <th>Ant</th> <th>Cable</th> <th>Preamp</th> <th>APos</th> <th>TPos</th> <th>Remark</th> </tr> <tr> <th>Freq</th> <th>Level</th> <th>Line Margin</th> <th>Level Factor</th> <th>Loss Factor</th> <th></th> <th></th> <th></th> </tr> <tr> <th>MHz</th> <th>dBuV/m</th> <th>dBuV/m</th> <th>dB</th> <th>dBuV</th> <th>dB/m</th> <th>dB</th> <th>dB</th> </tr> </thead> <tbody> <tr> <td>1</td> <td>4880.00</td> <td>43.22</td> <td>74.00</td> <td>-30.78</td> <td>59.12</td> <td>33.85</td> <td>7.77</td> <td>57.52</td> <td>--</td> <td>--</td> <td>Peak</td> </tr> <tr> <td>2</td> <td>7320.00</td> <td>45.02</td> <td>74.00</td> <td>-28.98</td> <td>58.69</td> <td>36.30</td> <td>8.96</td> <td>58.93</td> <td>--</td> <td>--</td> <td>Peak</td> </tr> </tbody> </table>	Limit	Read	Ant	Cable	Preamp	APos	TPos	Remark	Freq	Level	Line Margin	Level Factor	Loss Factor				MHz	dBuV/m	dBuV/m	dB	dBuV	dB/m	dB	dB	1	4880.00	43.22	74.00	-30.78	59.12	33.85	7.77	57.52	--	--	Peak	2	7320.00	45.02	74.00	-28.98	58.69	36.30	8.96	58.93	--	--	Peak	<table border="1"> <thead> <tr> <th>Limit</th> <th>Read</th> <th>Ant</th> <th>Cable</th> <th>Preamp</th> <th>APos</th> <th>TPos</th> <th>Remark</th> </tr> <tr> <th>Freq</th> <th>Level</th> <th>Line Margin</th> <th>Level Factor</th> <th>Loss Factor</th> <th></th> <th></th> <th></th> </tr> <tr> <th>MHz</th> <th>dBuV/m</th> <th>dBuV/m</th> <th>dB</th> <th>dBuV</th> <th>dB/m</th> <th>dB</th> <th>dB</th> </tr> </thead> <tbody> <tr> <td>1</td> <td>4880.00</td> <td>43.86</td> <td>74.00</td> <td>-30.14</td> <td>59.76</td> <td>33.85</td> <td>7.77</td> <td>57.52</td> <td>--</td> <td>--</td> <td>Peak</td> </tr> <tr> <td>2</td> <td>7320.00</td> <td>44.59</td> <td>74.00</td> <td>-29.41</td> <td>58.26</td> <td>36.30</td> <td>8.96</td> <td>58.93</td> <td>--</td> <td>--</td> <td>Peak</td> </tr> </tbody> </table>	Limit	Read	Ant	Cable	Preamp	APos	TPos	Remark	Freq	Level	Line Margin	Level Factor	Loss Factor				MHz	dBuV/m	dBuV/m	dB	dBuV	dB/m	dB	dB	1	4880.00	43.86	74.00	-30.14	59.76	33.85	7.77	57.52	--	--	Peak	2	7320.00	44.59	74.00	-29.41	58.26	36.30	8.96	58.93	--	--
Limit	Read	Ant	Cable	Preamp	APos	TPos	Remark																																																																																										
Freq	Level	Line Margin	Level Factor	Loss Factor																																																																																													
MHz	dBuV/m	dBuV/m	dB	dBuV	dB/m	dB	dB																																																																																										
1	4880.00	43.22	74.00	-30.78	59.12	33.85	7.77	57.52	--	--	Peak																																																																																						
2	7320.00	45.02	74.00	-28.98	58.69	36.30	8.96	58.93	--	--	Peak																																																																																						
Limit	Read	Ant	Cable	Preamp	APos	TPos	Remark																																																																																										
Freq	Level	Line Margin	Level Factor	Loss Factor																																																																																													
MHz	dBuV/m	dBuV/m	dB	dBuV	dB/m	dB	dB																																																																																										
1	4880.00	43.86	74.00	-30.14	59.76	33.85	7.77	57.52	--	--	Peak																																																																																						
2	7320.00	44.59	74.00	-29.41	58.26	36.30	8.96	58.93	--	--	Peak																																																																																						



Mode	5																																																																																	
	Band Edge																																																																																	
	2400-2483.5_Bluetooth-LE_CH38_2478MHz																																																																																	
ANT	6																																																																																	
Pol.	Horizontal	Fundamental																																																																																
Peak	<table border="1"> <thead> <tr> <th>Limit</th> <th>Read</th> <th>Ant</th> <th>Cable</th> <th>Preamp</th> <th>APos</th> <th>TPos</th> <th>Remark</th> </tr> <tr> <th>Freq</th> <th>Level</th> <th>Line</th> <th>Margin</th> <th>Level</th> <th>Factor</th> <th>Loss</th> <th>Factor</th> <th>cm</th> <th>deg</th> </tr> <tr> <th>MHz</th> <th>dBuV/m</th> <th>dBuV/m</th> <th>dB</th> <th>dBuV</th> <th>dB/m</th> <th>dB</th> <th>dB</th> <th>cm</th> <th>deg</th> </tr> </thead> <tbody> <tr> <td>1</td> <td>2497.51</td> <td>50.33</td> <td>74.00</td> <td>-23.67</td> <td>48.40</td> <td>30.50</td> <td>4.94</td> <td>33.51</td> <td>131</td> <td>317</td> <td>PEAK</td> </tr> </tbody> </table>	Limit	Read	Ant	Cable	Preamp	APos	TPos	Remark	Freq	Level	Line	Margin	Level	Factor	Loss	Factor	cm	deg	MHz	dBuV/m	dBuV/m	dB	dBuV	dB/m	dB	dB	cm	deg	1	2497.51	50.33	74.00	-23.67	48.40	30.50	4.94	33.51	131	317	PEAK	<table border="1"> <thead> <tr> <th>Limit</th> <th>Read</th> <th>Ant</th> <th>Cable</th> <th>Preamp</th> <th>APos</th> <th>TPos</th> <th>Remark</th> </tr> <tr> <th>Freq</th> <th>Level</th> <th>Line</th> <th>Margin</th> <th>Level</th> <th>Factor</th> <th>Loss</th> <th>Factor</th> <th>cm</th> <th>deg</th> </tr> <tr> <th>MHz</th> <th>dBuV/m</th> <th>dBuV/m</th> <th>dB</th> <th>dBuV</th> <th>dB/m</th> <th>dB</th> <th>dB</th> <th>cm</th> <th>deg</th> </tr> </thead> <tbody> <tr> <td>1</td> <td>2478.00</td> <td>103.95</td> <td>-----</td> <td>-----</td> <td>102.09</td> <td>30.49</td> <td>4.91</td> <td>33.54</td> <td>131</td> <td>317</td> <td>PEAK</td> </tr> </tbody> </table>	Limit	Read	Ant	Cable	Preamp	APos	TPos	Remark	Freq	Level	Line	Margin	Level	Factor	Loss	Factor	cm	deg	MHz	dBuV/m	dBuV/m	dB	dBuV	dB/m	dB	dB	cm	deg	1	2478.00	103.95	-----	-----	102.09	30.49	4.91	33.54	131	317	PEAK
	Limit	Read	Ant	Cable	Preamp	APos	TPos	Remark																																																																										
Freq	Level	Line	Margin	Level	Factor	Loss	Factor	cm	deg																																																																									
MHz	dBuV/m	dBuV/m	dB	dBuV	dB/m	dB	dB	cm	deg																																																																									
1	2497.51	50.33	74.00	-23.67	48.40	30.50	4.94	33.51	131	317	PEAK																																																																							
Limit	Read	Ant	Cable	Preamp	APos	TPos	Remark																																																																											
Freq	Level	Line	Margin	Level	Factor	Loss	Factor	cm	deg																																																																									
MHz	dBuV/m	dBuV/m	dB	dBuV	dB/m	dB	dB	cm	deg																																																																									
1	2478.00	103.95	-----	-----	102.09	30.49	4.91	33.54	131	317	PEAK																																																																							
Avg	<table border="1"> <thead> <tr> <th>Limit</th> <th>Read</th> <th>Ant</th> <th>Cable</th> <th>Preamp</th> <th>APos</th> <th>TPos</th> <th>Remark</th> </tr> <tr> <th>Freq</th> <th>Level</th> <th>Line</th> <th>Margin</th> <th>Level</th> <th>Factor</th> <th>Loss</th> <th>Factor</th> <th>cm</th> <th>deg</th> </tr> <tr> <th>MHz</th> <th>dBuV/m</th> <th>dBuV/m</th> <th>dB</th> <th>dBuV</th> <th>dB/m</th> <th>dB</th> <th>dB</th> <th>cm</th> <th>deg</th> </tr> </thead> <tbody> <tr> <td>1</td> <td>2483.83</td> <td>41.40</td> <td>54.00</td> <td>-12.60</td> <td>39.52</td> <td>30.49</td> <td>4.92</td> <td>33.53</td> <td>131</td> <td>317</td> <td>AVERAGE</td> </tr> </tbody> </table>	Limit	Read	Ant	Cable	Preamp	APos	TPos	Remark	Freq	Level	Line	Margin	Level	Factor	Loss	Factor	cm	deg	MHz	dBuV/m	dBuV/m	dB	dBuV	dB/m	dB	dB	cm	deg	1	2483.83	41.40	54.00	-12.60	39.52	30.49	4.92	33.53	131	317	AVERAGE	<table border="1"> <thead> <tr> <th>Limit</th> <th>Read</th> <th>Ant</th> <th>Cable</th> <th>Preamp</th> <th>APos</th> <th>TPos</th> <th>Remark</th> </tr> <tr> <th>Freq</th> <th>Level</th> <th>Line</th> <th>Margin</th> <th>Level</th> <th>Factor</th> <th>Loss</th> <th>Factor</th> <th>cm</th> <th>deg</th> </tr> <tr> <th>MHz</th> <th>dBuV/m</th> <th>dBuV/m</th> <th>dB</th> <th>dBuV</th> <th>dB/m</th> <th>dB</th> <th>dB</th> <th>cm</th> <th>deg</th> </tr> </thead> <tbody> <tr> <td>1</td> <td>2478.00</td> <td>102.00</td> <td>-----</td> <td>-----</td> <td>100.14</td> <td>30.49</td> <td>4.91</td> <td>33.54</td> <td>131</td> <td>317</td> <td>AVERAGE</td> </tr> </tbody> </table>	Limit	Read	Ant	Cable	Preamp	APos	TPos	Remark	Freq	Level	Line	Margin	Level	Factor	Loss	Factor	cm	deg	MHz	dBuV/m	dBuV/m	dB	dBuV	dB/m	dB	dB	cm	deg	1	2478.00	102.00	-----	-----	100.14	30.49	4.91	33.54	131	317	AVERAGE
Limit	Read	Ant	Cable	Preamp	APos	TPos	Remark																																																																											
Freq	Level	Line	Margin	Level	Factor	Loss	Factor	cm	deg																																																																									
MHz	dBuV/m	dBuV/m	dB	dBuV	dB/m	dB	dB	cm	deg																																																																									
1	2483.83	41.40	54.00	-12.60	39.52	30.49	4.92	33.53	131	317	AVERAGE																																																																							
Limit	Read	Ant	Cable	Preamp	APos	TPos	Remark																																																																											
Freq	Level	Line	Margin	Level	Factor	Loss	Factor	cm	deg																																																																									
MHz	dBuV/m	dBuV/m	dB	dBuV	dB/m	dB	dB	cm	deg																																																																									
1	2478.00	102.00	-----	-----	100.14	30.49	4.91	33.54	131	317	AVERAGE																																																																							



Mode	5																																																																											
	Band Edge																																																																											
	2400-2483.5_Bluetooth-LE_CH38_2478MHz																																																																											
ANT	6																																																																											
Pol.	Vertical	Fundamental																																																																										
Peak	 <p>Level (dBuV/m) vs Frequency (MHz) plot for Vertical polarization. The y-axis ranges from 0 to 130 dBuV/m, and the x-axis ranges from 2478 to 2500 MHz. A red horizontal line indicates a limit at 74.00 dBuV/m. A peak is observed at 2485.83 MHz with a level of 99.88 dBuV/m. A red label 'PEAK_BE_74' is present.</p> <table border="1"> <thead> <tr> <th>Limit</th> <th>Read</th> <th>Ant</th> <th>Cable</th> <th>Preamp</th> <th>APos</th> <th>TPos</th> <th>Remark</th> </tr> <tr> <th>Freq</th> <th>Level</th> <th>Line</th> <th>Margin</th> <th>Level</th> <th>Factor</th> <th>Loss</th> <th>Factor</th> </tr> <tr> <th>MHz</th> <th>dBuV/m</th> <th>dBuV/m</th> <th>dB</th> <th>dBuV</th> <th>dB/m</th> <th>dB</th> <th>cm</th> <th>deg</th> </tr> </thead> <tbody> <tr> <td>1</td> <td>2485.83</td> <td>99.88</td> <td>74.00</td> <td>-24.12</td> <td>48.00</td> <td>30.49</td> <td>4.92</td> <td>33.53</td> <td>124</td> <td>348</td> <td>PEAK</td> </tr> </tbody> </table>	Limit	Read	Ant	Cable	Preamp	APos	TPos	Remark	Freq	Level	Line	Margin	Level	Factor	Loss	Factor	MHz	dBuV/m	dBuV/m	dB	dBuV	dB/m	dB	cm	deg	1	2485.83	99.88	74.00	-24.12	48.00	30.49	4.92	33.53	124	348	PEAK	 <p>Level (dBuV/m) vs Frequency (MHz) plot for Fundamental polarization. The y-axis ranges from 0 to 130 dBuV/m, and the x-axis ranges from 1000 to 3000 MHz. A red horizontal line indicates a limit at 74.00 dBuV/m. A sharp peak is observed at 2478.00 MHz with a level of 104.53 dBuV/m. A red label 'PEAK_74' is present.</p> <table border="1"> <thead> <tr> <th>Limit</th> <th>Read</th> <th>Ant</th> <th>Cable</th> <th>Preamp</th> <th>APos</th> <th>TPos</th> <th>Remark</th> </tr> <tr> <th>Freq</th> <th>Level</th> <th>Line</th> <th>Margin</th> <th>Level</th> <th>Factor</th> <th>Loss</th> <th>Factor</th> </tr> <tr> <th>MHz</th> <th>dBuV/m</th> <th>dBuV/m</th> <th>dB</th> <th>dBuV</th> <th>dB/m</th> <th>dB</th> <th>cm</th> <th>deg</th> </tr> </thead> <tbody> <tr> <td>1</td> <td>2478.00</td> <td>104.53</td> <td>74.00</td> <td>30.53</td> <td>102.67</td> <td>30.49</td> <td>4.91</td> <td>33.54</td> <td>124</td> <td>348</td> <td>PEAK</td> </tr> </tbody> </table>	Limit	Read	Ant	Cable	Preamp	APos	TPos	Remark	Freq	Level	Line	Margin	Level	Factor	Loss	Factor	MHz	dBuV/m	dBuV/m	dB	dBuV	dB/m	dB	cm	deg	1	2478.00	104.53	74.00	30.53	102.67	30.49	4.91	33.54	124	348	PEAK
	Limit	Read	Ant	Cable	Preamp	APos	TPos	Remark																																																																				
Freq	Level	Line	Margin	Level	Factor	Loss	Factor																																																																					
MHz	dBuV/m	dBuV/m	dB	dBuV	dB/m	dB	cm	deg																																																																				
1	2485.83	99.88	74.00	-24.12	48.00	30.49	4.92	33.53	124	348	PEAK																																																																	
Limit	Read	Ant	Cable	Preamp	APos	TPos	Remark																																																																					
Freq	Level	Line	Margin	Level	Factor	Loss	Factor																																																																					
MHz	dBuV/m	dBuV/m	dB	dBuV	dB/m	dB	cm	deg																																																																				
1	2478.00	104.53	74.00	30.53	102.67	30.49	4.91	33.54	124	348	PEAK																																																																	
Avg	 <p>Level (dBuV/m) vs Frequency (MHz) plot for Vertical polarization showing average values. The y-axis ranges from 0 to 130 dBuV/m, and the x-axis ranges from 2478 to 2500 MHz. A red horizontal line indicates a limit at 54.00 dBuV/m. The average level is 41.54 dBuV/m at 2483.54 MHz. A red label 'AVG_BE_54' is present.</p> <table border="1"> <thead> <tr> <th>Limit</th> <th>Read</th> <th>Ant</th> <th>Cable</th> <th>Preamp</th> <th>APos</th> <th>TPos</th> <th>Remark</th> </tr> <tr> <th>Freq</th> <th>Level</th> <th>Line</th> <th>Margin</th> <th>Level</th> <th>Factor</th> <th>Loss</th> <th>Factor</th> </tr> <tr> <th>MHz</th> <th>dBuV/m</th> <th>dBuV/m</th> <th>dB</th> <th>dBuV</th> <th>dB/m</th> <th>dB</th> <th>cm</th> <th>deg</th> </tr> </thead> <tbody> <tr> <td>1</td> <td>2483.54</td> <td>41.54</td> <td>54.00</td> <td>-12.46</td> <td>39.66</td> <td>30.49</td> <td>4.92</td> <td>33.53</td> <td>124</td> <td>348</td> <td>AVERAGE</td> </tr> </tbody> </table>	Limit	Read	Ant	Cable	Preamp	APos	TPos	Remark	Freq	Level	Line	Margin	Level	Factor	Loss	Factor	MHz	dBuV/m	dBuV/m	dB	dBuV	dB/m	dB	cm	deg	1	2483.54	41.54	54.00	-12.46	39.66	30.49	4.92	33.53	124	348	AVERAGE	 <p>Level (dBuV/m) vs Frequency (MHz) plot for Fundamental polarization showing average values. The y-axis ranges from 0 to 130 dBuV/m, and the x-axis ranges from 1000 to 3000 MHz. A red horizontal line indicates a limit at 54.00 dBuV/m. The average level is 102.65 dBuV/m at 2478.00 MHz. A red label 'AVG_54' is present.</p> <table border="1"> <thead> <tr> <th>Limit</th> <th>Read</th> <th>Ant</th> <th>Cable</th> <th>Preamp</th> <th>APos</th> <th>TPos</th> <th>Remark</th> </tr> <tr> <th>Freq</th> <th>Level</th> <th>Line</th> <th>Margin</th> <th>Level</th> <th>Factor</th> <th>Loss</th> <th>Factor</th> </tr> <tr> <th>MHz</th> <th>dBuV/m</th> <th>dBuV/m</th> <th>dB</th> <th>dBuV</th> <th>dB/m</th> <th>dB</th> <th>cm</th> <th>deg</th> </tr> </thead> <tbody> <tr> <td>1</td> <td>2478.00</td> <td>102.65</td> <td>54.00</td> <td>48.65</td> <td>100.79</td> <td>30.49</td> <td>4.91</td> <td>33.54</td> <td>124</td> <td>348</td> <td>AVERAGE</td> </tr> </tbody> </table>	Limit	Read	Ant	Cable	Preamp	APos	TPos	Remark	Freq	Level	Line	Margin	Level	Factor	Loss	Factor	MHz	dBuV/m	dBuV/m	dB	dBuV	dB/m	dB	cm	deg	1	2478.00	102.65	54.00	48.65	100.79	30.49	4.91	33.54	124	348	AVERAGE
Limit	Read	Ant	Cable	Preamp	APos	TPos	Remark																																																																					
Freq	Level	Line	Margin	Level	Factor	Loss	Factor																																																																					
MHz	dBuV/m	dBuV/m	dB	dBuV	dB/m	dB	cm	deg																																																																				
1	2483.54	41.54	54.00	-12.46	39.66	30.49	4.92	33.53	124	348	AVERAGE																																																																	
Limit	Read	Ant	Cable	Preamp	APos	TPos	Remark																																																																					
Freq	Level	Line	Margin	Level	Factor	Loss	Factor																																																																					
MHz	dBuV/m	dBuV/m	dB	dBuV	dB/m	dB	cm	deg																																																																				
1	2478.00	102.65	54.00	48.65	100.79	30.49	4.91	33.54	124	348	AVERAGE																																																																	



Mode	5																																																																																																
	Harmonic																																																																																																
	2400-2483.5_Bluetooth-LE_CH38_2478MHz																																																																																																
ANT	6																																																																																																
Pol.	Horizontal	Vertical																																																																																															
Peak Avg																																																																																																	
	<table border="1"> <thead> <tr> <th>Limit</th> <th>Read</th> <th>Ant</th> <th>Cable</th> <th>Preamp</th> <th>Apos</th> <th>TPos</th> <th>Remark</th> </tr> <tr> <th>Freq</th> <th>Level</th> <th>Line Margin</th> <th>Level</th> <th>Factor</th> <th>Loss Factor</th> <th></th> <th></th> </tr> <tr> <th>MHz</th> <th>dBuV/m</th> <th>dBuV/m</th> <th>dB</th> <th>dBuV</th> <th>dB/m</th> <th>dB</th> <th>dB</th> </tr> </thead> <tbody> <tr> <td>1</td> <td>4956.00</td> <td>44.88</td> <td>74.00</td> <td>-29.12</td> <td>60.77</td> <td>33.88</td> <td>7.80</td> <td>57.57</td> <td>--</td> <td>--</td> <td>Peak</td> </tr> <tr> <td>2</td> <td>7434.00</td> <td>44.47</td> <td>74.00</td> <td>-29.53</td> <td>57.95</td> <td>36.30</td> <td>9.19</td> <td>58.97</td> <td>--</td> <td>--</td> <td>Peak</td> </tr> </tbody> </table>	Limit	Read	Ant	Cable	Preamp	Apos	TPos	Remark	Freq	Level	Line Margin	Level	Factor	Loss Factor			MHz	dBuV/m	dBuV/m	dB	dBuV	dB/m	dB	dB	1	4956.00	44.88	74.00	-29.12	60.77	33.88	7.80	57.57	--	--	Peak	2	7434.00	44.47	74.00	-29.53	57.95	36.30	9.19	58.97	--	--	Peak	<table border="1"> <thead> <tr> <th>Limit</th> <th>Read</th> <th>Ant</th> <th>Cable</th> <th>Preamp</th> <th>Apos</th> <th>TPos</th> <th>Remark</th> </tr> <tr> <th>Freq</th> <th>Level</th> <th>Line Margin</th> <th>Level</th> <th>Factor</th> <th>Loss Factor</th> <th></th> <th></th> </tr> <tr> <th>MHz</th> <th>dBuV/m</th> <th>dBuV/m</th> <th>dB</th> <th>dBuV</th> <th>dB/m</th> <th>dB</th> <th>dB</th> </tr> </thead> <tbody> <tr> <td>1</td> <td>4956.00</td> <td>44.58</td> <td>74.00</td> <td>-29.42</td> <td>60.47</td> <td>33.88</td> <td>7.80</td> <td>57.57</td> <td>--</td> <td>--</td> <td>Peak</td> </tr> <tr> <td>2</td> <td>7434.00</td> <td>45.04</td> <td>74.00</td> <td>-28.96</td> <td>58.52</td> <td>36.30</td> <td>9.19</td> <td>58.97</td> <td>--</td> <td>--</td> <td>Peak</td> </tr> </tbody> </table>	Limit	Read	Ant	Cable	Preamp	Apos	TPos	Remark	Freq	Level	Line Margin	Level	Factor	Loss Factor			MHz	dBuV/m	dBuV/m	dB	dBuV	dB/m	dB	dB	1	4956.00	44.58	74.00	-29.42	60.47	33.88	7.80	57.57	--	--	Peak	2	7434.00	45.04	74.00	-28.96	58.52	36.30	9.19	58.97	--	--
Limit	Read	Ant	Cable	Preamp	Apos	TPos	Remark																																																																																										
Freq	Level	Line Margin	Level	Factor	Loss Factor																																																																																												
MHz	dBuV/m	dBuV/m	dB	dBuV	dB/m	dB	dB																																																																																										
1	4956.00	44.88	74.00	-29.12	60.77	33.88	7.80	57.57	--	--	Peak																																																																																						
2	7434.00	44.47	74.00	-29.53	57.95	36.30	9.19	58.97	--	--	Peak																																																																																						
Limit	Read	Ant	Cable	Preamp	Apos	TPos	Remark																																																																																										
Freq	Level	Line Margin	Level	Factor	Loss Factor																																																																																												
MHz	dBuV/m	dBuV/m	dB	dBuV	dB/m	dB	dB																																																																																										
1	4956.00	44.58	74.00	-29.42	60.47	33.88	7.80	57.57	--	--	Peak																																																																																						
2	7434.00	45.04	74.00	-28.96	58.52	36.30	9.19	58.97	--	--	Peak																																																																																						



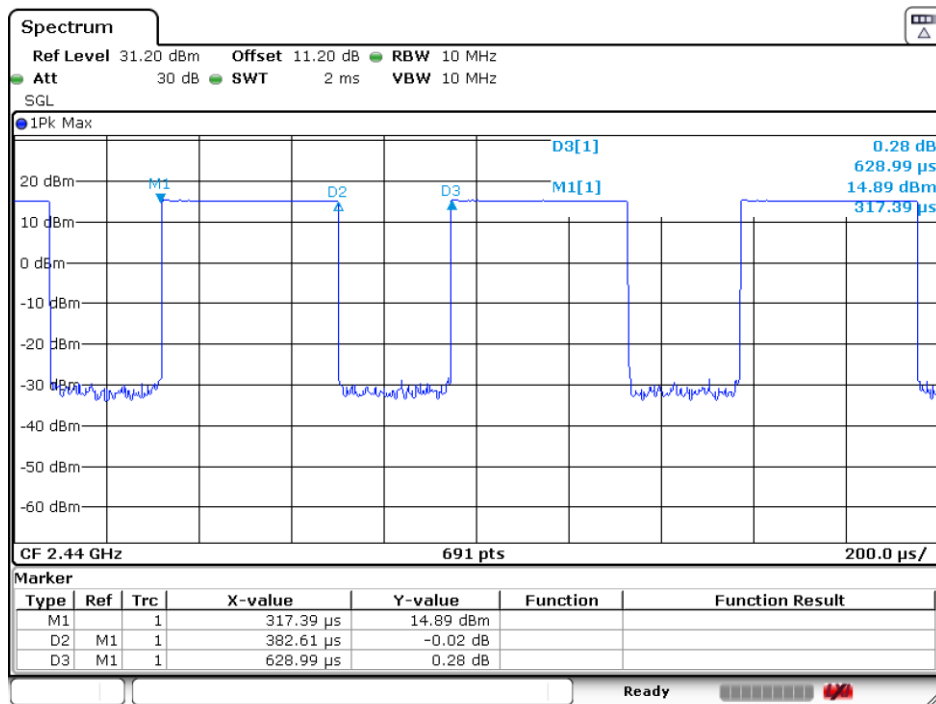
Mode	6																																																																																																																																																																														
	Harmonic																																																																																																																																																																														
	2400-2483.5_Bluetooth-LE_LF_CH38_2478MHz																																																																																																																																																																														
ANT	6																																																																																																																																																																														
Pol.	Horizontal	Vertical																																																																																																																																																																													
Peak Avg																																																																																																																																																																															
	<table border="1"> <thead> <tr> <th></th> <th>Limit</th> <th>Read</th> <th>Ant</th> <th>Cable</th> <th>Preamp</th> <th>APos</th> <th>TPos</th> <th></th> </tr> <tr> <th>Freq</th> <th>Level</th> <th>Line</th> <th>Margin</th> <th>Level</th> <th>Factor</th> <th>Loss</th> <th>Factor</th> <th>Remark</th> </tr> <tr> <th>MHz</th> <th>dBuV/m</th> <th>dBuV/m</th> <th>dB</th> <th>dBuV</th> <th>dB/m</th> <th>dB</th> <th>dB</th> <th>cm</th> </tr> </thead> <tbody> <tr> <td>1</td> <td>54.25</td> <td>23.40</td> <td>40.00</td> <td>-16.60</td> <td>38.16</td> <td>19.42</td> <td>0.75</td> <td>34.93</td> <td>-- -- Peak</td> </tr> <tr> <td>2</td> <td>142.52</td> <td>26.81</td> <td>43.50</td> <td>-16.69</td> <td>41.93</td> <td>18.35</td> <td>1.25</td> <td>34.72</td> <td>-- -- Peak</td> </tr> <tr> <td>3</td> <td>287.05</td> <td>26.91</td> <td>46.00</td> <td>-19.09</td> <td>41.06</td> <td>18.72</td> <td>1.76</td> <td>34.63</td> <td>-- -- Peak</td> </tr> <tr> <td>4</td> <td>355.92</td> <td>27.80</td> <td>46.00</td> <td>-18.20</td> <td>40.07</td> <td>20.36</td> <td>1.96</td> <td>34.59</td> <td>-- -- Peak</td> </tr> <tr> <td>5</td> <td>610.06</td> <td>27.79</td> <td>46.00</td> <td>-18.21</td> <td>33.62</td> <td>26.12</td> <td>2.63</td> <td>34.58</td> <td>-- -- Peak</td> </tr> <tr> <td>6</td> <td>948.59</td> <td>31.41</td> <td>46.00</td> <td>-14.59</td> <td>32.71</td> <td>29.74</td> <td>3.26</td> <td>34.30</td> <td>-- -- Peak</td> </tr> </tbody> </table>		Limit	Read	Ant	Cable	Preamp	APos	TPos		Freq	Level	Line	Margin	Level	Factor	Loss	Factor	Remark	MHz	dBuV/m	dBuV/m	dB	dBuV	dB/m	dB	dB	cm	1	54.25	23.40	40.00	-16.60	38.16	19.42	0.75	34.93	-- -- Peak	2	142.52	26.81	43.50	-16.69	41.93	18.35	1.25	34.72	-- -- Peak	3	287.05	26.91	46.00	-19.09	41.06	18.72	1.76	34.63	-- -- Peak	4	355.92	27.80	46.00	-18.20	40.07	20.36	1.96	34.59	-- -- Peak	5	610.06	27.79	46.00	-18.21	33.62	26.12	2.63	34.58	-- -- Peak	6	948.59	31.41	46.00	-14.59	32.71	29.74	3.26	34.30	-- -- Peak	<table border="1"> <thead> <tr> <th></th> <th>Limit</th> <th>Read</th> <th>Ant</th> <th>Cable</th> <th>Preamp</th> <th>APos</th> <th>TPos</th> <th></th> </tr> <tr> <th>Freq</th> <th>Level</th> <th>Line</th> <th>Margin</th> <th>Level</th> <th>Factor</th> <th>Loss</th> <th>Factor</th> <th>Remark</th> </tr> <tr> <th>MHz</th> <th>dBuV/m</th> <th>dBuV/m</th> <th>dB</th> <th>dBuV</th> <th>dB/m</th> <th>dB</th> <th>dB</th> <th>cm</th> </tr> </thead> <tbody> <tr> <td>1</td> <td>34.85</td> <td>25.73</td> <td>40.00</td> <td>-14.27</td> <td>41.37</td> <td>18.68</td> <td>0.58</td> <td>34.90</td> <td>-- -- Peak</td> </tr> <tr> <td>2</td> <td>141.55</td> <td>27.03</td> <td>43.50</td> <td>-16.47</td> <td>42.23</td> <td>18.27</td> <td>1.25</td> <td>34.72</td> <td>-- -- Peak</td> </tr> <tr> <td>3</td> <td>198.78</td> <td>24.84</td> <td>43.50</td> <td>-18.66</td> <td>42.01</td> <td>16.05</td> <td>1.48</td> <td>34.70</td> <td>-- -- Peak</td> </tr> <tr> <td>4</td> <td>282.20</td> <td>23.45</td> <td>46.00</td> <td>-22.55</td> <td>37.78</td> <td>18.57</td> <td>1.74</td> <td>34.64</td> <td>-- -- Peak</td> </tr> <tr> <td>5</td> <td>823.46</td> <td>29.78</td> <td>46.00</td> <td>-16.22</td> <td>32.73</td> <td>28.29</td> <td>3.06</td> <td>34.30</td> <td>-- -- Peak</td> </tr> <tr> <td>6</td> <td>948.59</td> <td>30.69</td> <td>46.00</td> <td>-15.31</td> <td>31.99</td> <td>29.74</td> <td>3.26</td> <td>34.30</td> <td>-- -- Peak</td> </tr> </tbody> </table>		Limit	Read	Ant	Cable	Preamp	APos	TPos		Freq	Level	Line	Margin	Level	Factor	Loss	Factor	Remark	MHz	dBuV/m	dBuV/m	dB	dBuV	dB/m	dB	dB	cm	1	34.85	25.73	40.00	-14.27	41.37	18.68	0.58	34.90	-- -- Peak	2	141.55	27.03	43.50	-16.47	42.23	18.27	1.25	34.72	-- -- Peak	3	198.78	24.84	43.50	-18.66	42.01	16.05	1.48	34.70	-- -- Peak	4	282.20	23.45	46.00	-22.55	37.78	18.57	1.74	34.64	-- -- Peak	5	823.46	29.78	46.00	-16.22	32.73	28.29	3.06	34.30	-- -- Peak	6	948.59	30.69	46.00	-15.31	31.99	29.74	3.26	34.30
	Limit	Read	Ant	Cable	Preamp	APos	TPos																																																																																																																																																																								
Freq	Level	Line	Margin	Level	Factor	Loss	Factor	Remark																																																																																																																																																																							
MHz	dBuV/m	dBuV/m	dB	dBuV	dB/m	dB	dB	cm																																																																																																																																																																							
1	54.25	23.40	40.00	-16.60	38.16	19.42	0.75	34.93	-- -- Peak																																																																																																																																																																						
2	142.52	26.81	43.50	-16.69	41.93	18.35	1.25	34.72	-- -- Peak																																																																																																																																																																						
3	287.05	26.91	46.00	-19.09	41.06	18.72	1.76	34.63	-- -- Peak																																																																																																																																																																						
4	355.92	27.80	46.00	-18.20	40.07	20.36	1.96	34.59	-- -- Peak																																																																																																																																																																						
5	610.06	27.79	46.00	-18.21	33.62	26.12	2.63	34.58	-- -- Peak																																																																																																																																																																						
6	948.59	31.41	46.00	-14.59	32.71	29.74	3.26	34.30	-- -- Peak																																																																																																																																																																						
	Limit	Read	Ant	Cable	Preamp	APos	TPos																																																																																																																																																																								
Freq	Level	Line	Margin	Level	Factor	Loss	Factor	Remark																																																																																																																																																																							
MHz	dBuV/m	dBuV/m	dB	dBuV	dB/m	dB	dB	cm																																																																																																																																																																							
1	34.85	25.73	40.00	-14.27	41.37	18.68	0.58	34.90	-- -- Peak																																																																																																																																																																						
2	141.55	27.03	43.50	-16.47	42.23	18.27	1.25	34.72	-- -- Peak																																																																																																																																																																						
3	198.78	24.84	43.50	-18.66	42.01	16.05	1.48	34.70	-- -- Peak																																																																																																																																																																						
4	282.20	23.45	46.00	-22.55	37.78	18.57	1.74	34.64	-- -- Peak																																																																																																																																																																						
5	823.46	29.78	46.00	-16.22	32.73	28.29	3.06	34.30	-- -- Peak																																																																																																																																																																						
6	948.59	30.69	46.00	-15.31	31.99	29.74	3.26	34.30	-- -- Peak																																																																																																																																																																						



### Appendix D. Duty Cycle Plots

Band	Duty Cycle(%)	T(ms)	1/T(kHz)	VBW Setting
Bluetooth LE 1Mbps	60.83	0.382	2.618	3KHz
Bluetooth LE 2Mbps	31.37	0.197	5.076	10KHZ

#### Bluetooth LE 1Mbps





Bluetooth LE 2Mbps

